



US00D654165S

(12) **United States Design Patent**
Yates

(10) **Patent No.:** **US D654,165 S**

(45) **Date of Patent:** **** Feb. 14, 2012**

(54) **O-SHAPED ABSORBENT SWAB**

(76) Inventor: **Racheale Yates**, Sneedville, TN (US)

(**) Term: **14 Years**

(21) Appl. No.: **29/392,259**

(22) Filed: **May 19, 2011**

(51) **LOC (9) Cl.** **24-02**

(52) **U.S. Cl.** **D24/119**

(58) **Field of Classification Search** D24/119,
D24/133, 141; 606/162, 180; D28/7, 8,
D28/63; 604/1, 2, 19, 3, 309, 73, 540; 132/317;
600/572; 401/196; D32/40; D4/137
See application file for complete search history.

D398,992 S * 9/1998 Feret D24/119
D405,175 S * 2/1999 Stredic, III
D410,113 S * 5/1999 Chen D28/63
5,913,318 A * 6/1999 Gueret 132/317
D485,615 S 1/2004 Harris et al.
D490,523 S * 5/2004 Samborski D24/119
D517,208 S 3/2006 Evans-Gorden

* cited by examiner

Primary Examiner — David Muller

(74) *Attorney, Agent, or Firm* — Montgomery Patent & Design, LLC; Robert C. Montgomery; Joseph T. Yaksich

(57) **CLAIM**

The ornamental design for an O-shaped absorbent swab, as shown and described.

(56) **References Cited**

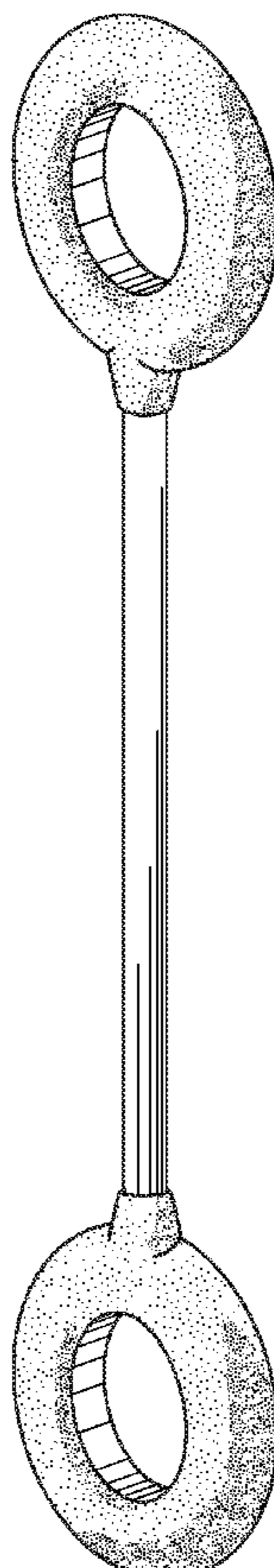
U.S. PATENT DOCUMENTS

D176,156 S * 11/1955 Racicot D4/137
D280,449 S * 9/1985 Colognori D32/40
4,568,326 A * 2/1986 Rangaswamy 604/1
D304,106 S * 10/1989 Dobson et al. D32/40
4,953,560 A * 9/1990 Samuels 600/572
5,147,288 A 9/1992 Schiavo
5,183,461 A * 2/1993 Hobbs 604/540
D345,796 S * 4/1994 Pernicka D24/133
5,531,671 A 7/1996 Bennett
D381,460 S * 7/1997 Libbey D28/7
D388,546 S * 12/1997 McEntee D28/7

DESCRIPTION

FIG. 1 is a perspective view of an O-shaped absorbent swab, showing my new design;
FIG. 2 is a front elevation view thereof, with the rear elevation view being a mirror image;
FIG. 3 is a left side elevation view thereof, with the right side elevation view being a mirror image; and,
FIG. 4 is a top plan view thereof, with the bottom plan view being a mirror image.

1 Claim, 4 Drawing Sheets



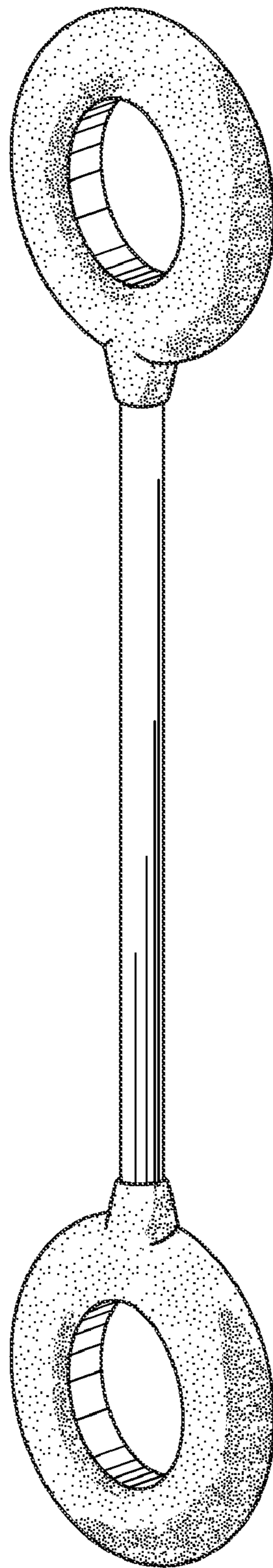


Fig. 1

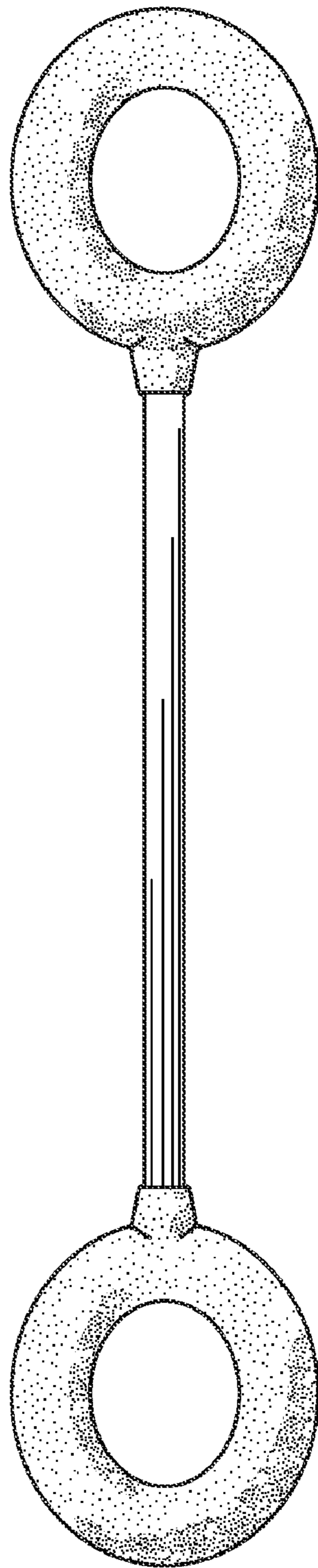


Fig. 2




Fig. 3

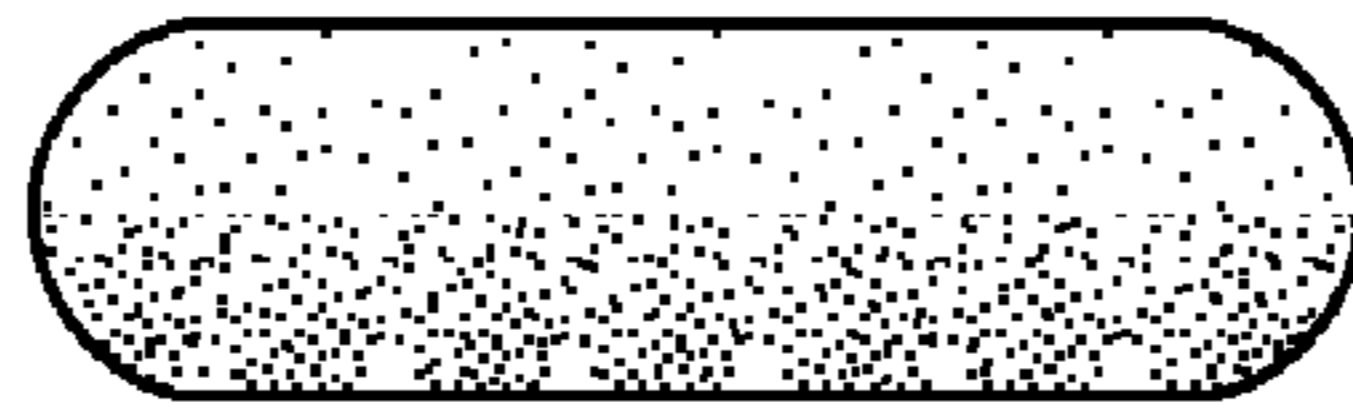


Fig. 4