

US00D654159S

(12) **United States Design Patent**
Chen et al.

(10) **Patent No.:** **US D654,159 S**
(45) **Date of Patent:** **** Feb. 14, 2012**

(54) **HEATER**

(75) Inventors: **Kejing Chen**, Ninbo (CN); **Wenbin Li**, Ningbo (CN)

(73) Assignee: **Ningbo Zhenhai Yuanda Electromechanical Manufacturing Co., Ltd.**, Zhenhai District, Ningbo, Zhejiang (CN)

(**) Term: **14 Years**

(21) Appl. No.: **29/341,430**

(22) Filed: **Aug. 5, 2009**

(51) **LOC (9) Cl.** **23-03**

(52) **U.S. Cl.** **D23/317**

(58) **Field of Classification Search** D23/314,
D23/332, 335-350, 378, 370, 381, 354, 351,
D23/386, 333, 328, 353, 361, 385, 417, 357;
392/365, 367, 424, 383, 411, 360, 369, 373-376;
126/183, 110 B, 91 A, 92 A, 500, 544, 547;
431/125; D99/29

See application file for complete search history.

(56) **References Cited**

U.S. PATENT DOCUMENTS

D159,242 S * 7/1950 Wyatt D23/339
D296,467 S * 6/1988 Wen-Ying D23/335
D319,498 S * 8/1991 Huang D23/335

D323,382 S * 1/1992 Wang D23/335
D333,866 S * 3/1993 Wang D23/335
D567,346 S * 4/2008 Lin D23/317
D600,336 S * 9/2009 Lin D23/317

* cited by examiner

Primary Examiner — T. Chase Nelson

Assistant Examiner — Ania Aman

(74) *Attorney, Agent, or Firm* — Global IP Services; Tainhua Gu

(57) **CLAIM**


The ornamental design for a heater, as shown and described.

DESCRIPTION

FIG. 1 is a left-front perspective view of a heater showing our new design;
FIG. 2 is a front elevation view thereof;
FIG. 3 is a rear elevation view thereof;
FIG. 4 is a left side elevation view thereof;
FIG. 5 is a right side elevation view thereof;
FIG. 6 is a top plan view thereof; and,
FIG. 7 is a bottom plan view thereof.

The elements shown by broken lines on the FIGS. 3 and 7 and the recessed parts shown by broken lines on FIG. 5 are for the illustrative purposes only, form no part of the claimed design.

1 Claim, 7 Drawing Sheets






Fig. 1

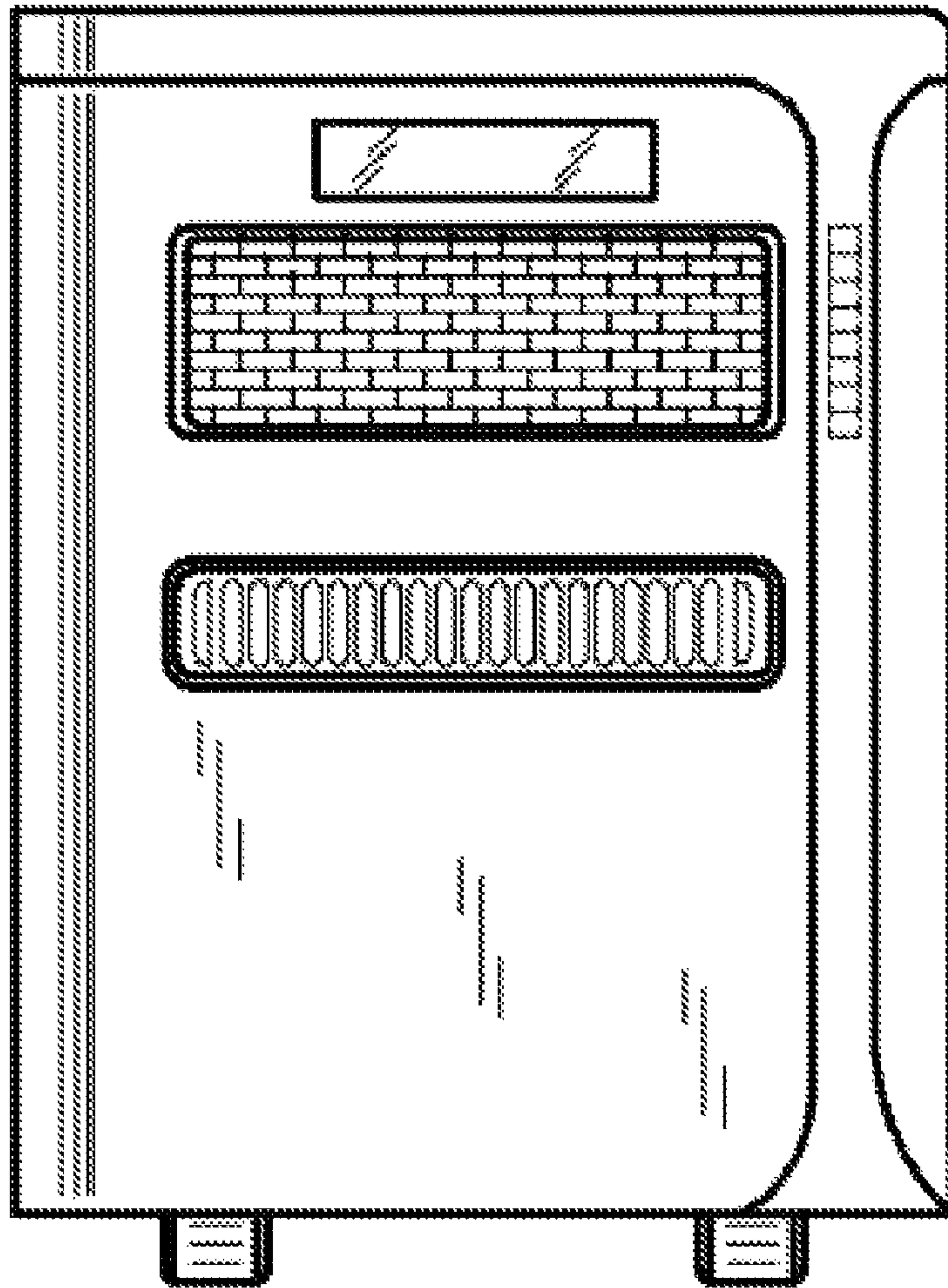


Fig. 2

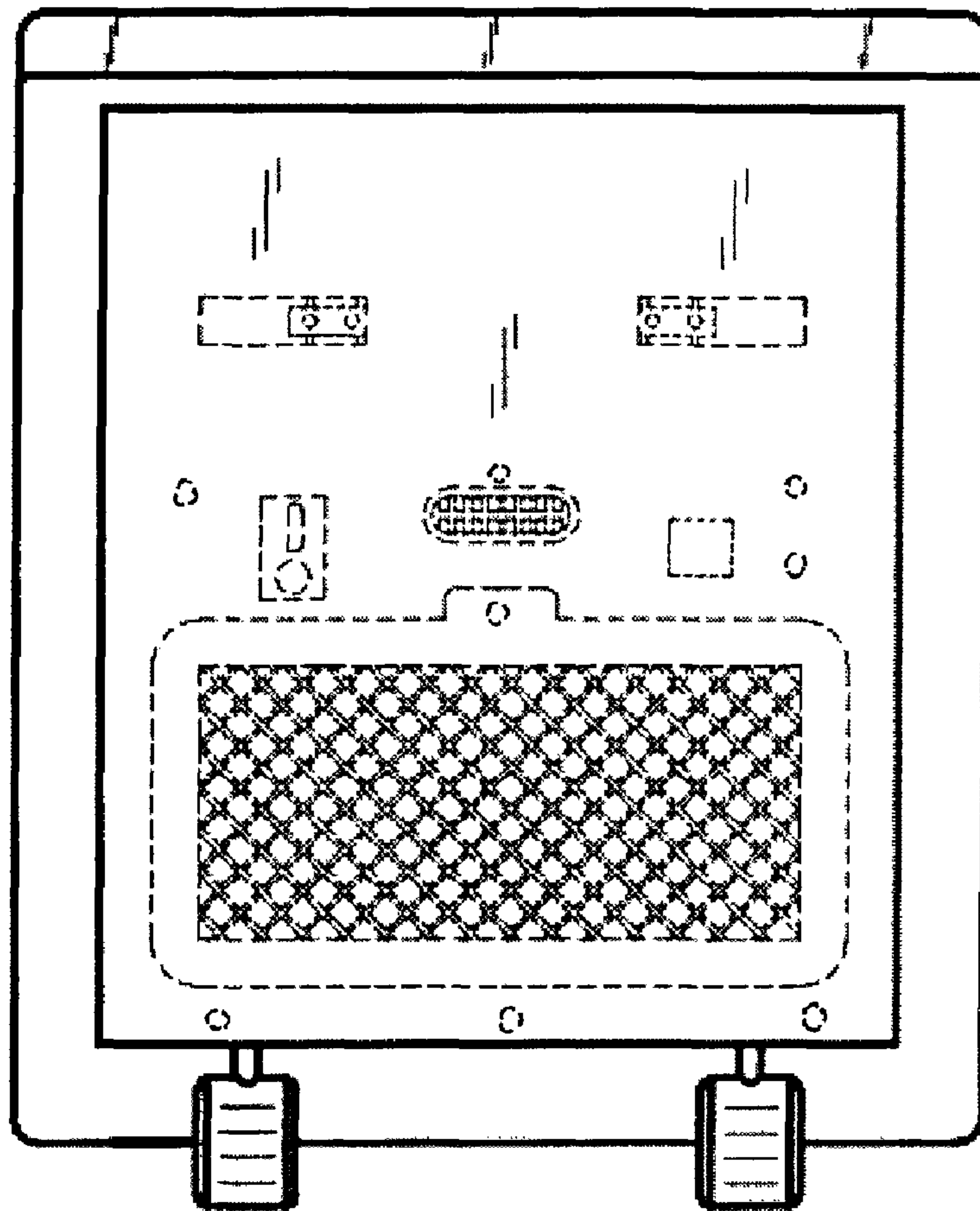


Fig. 3

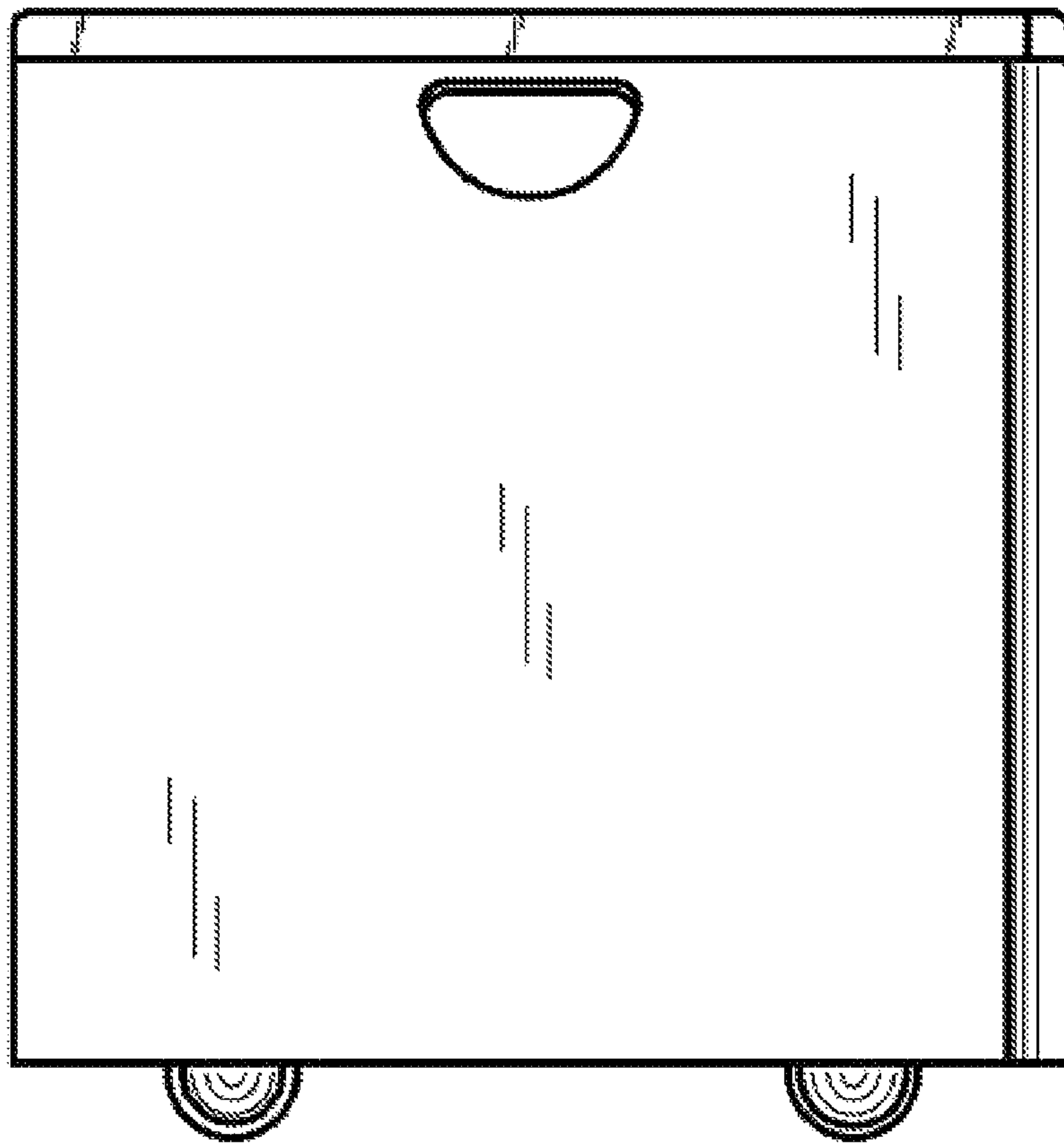


Fig. 4

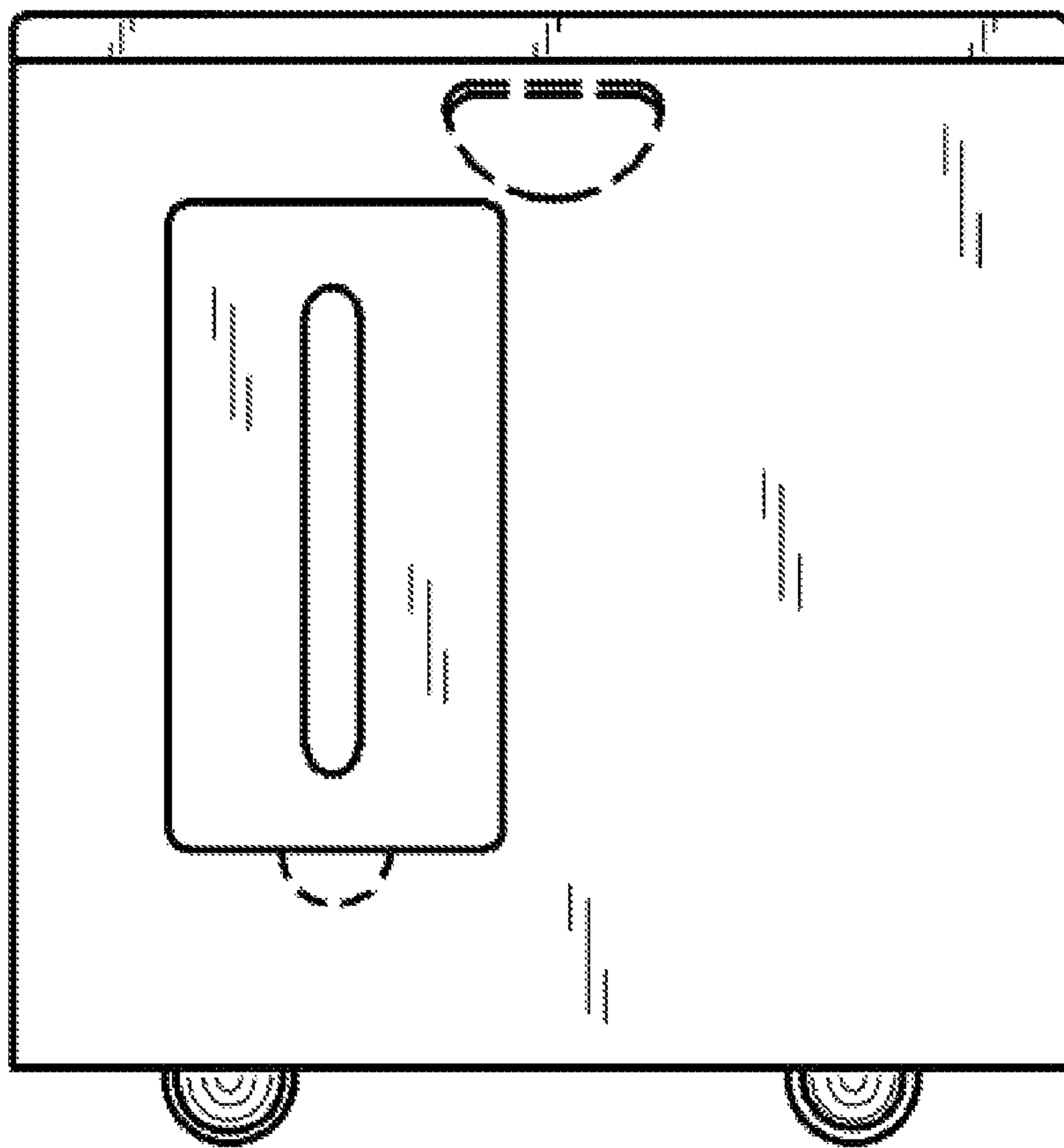


Fig. 5




Fig. 6

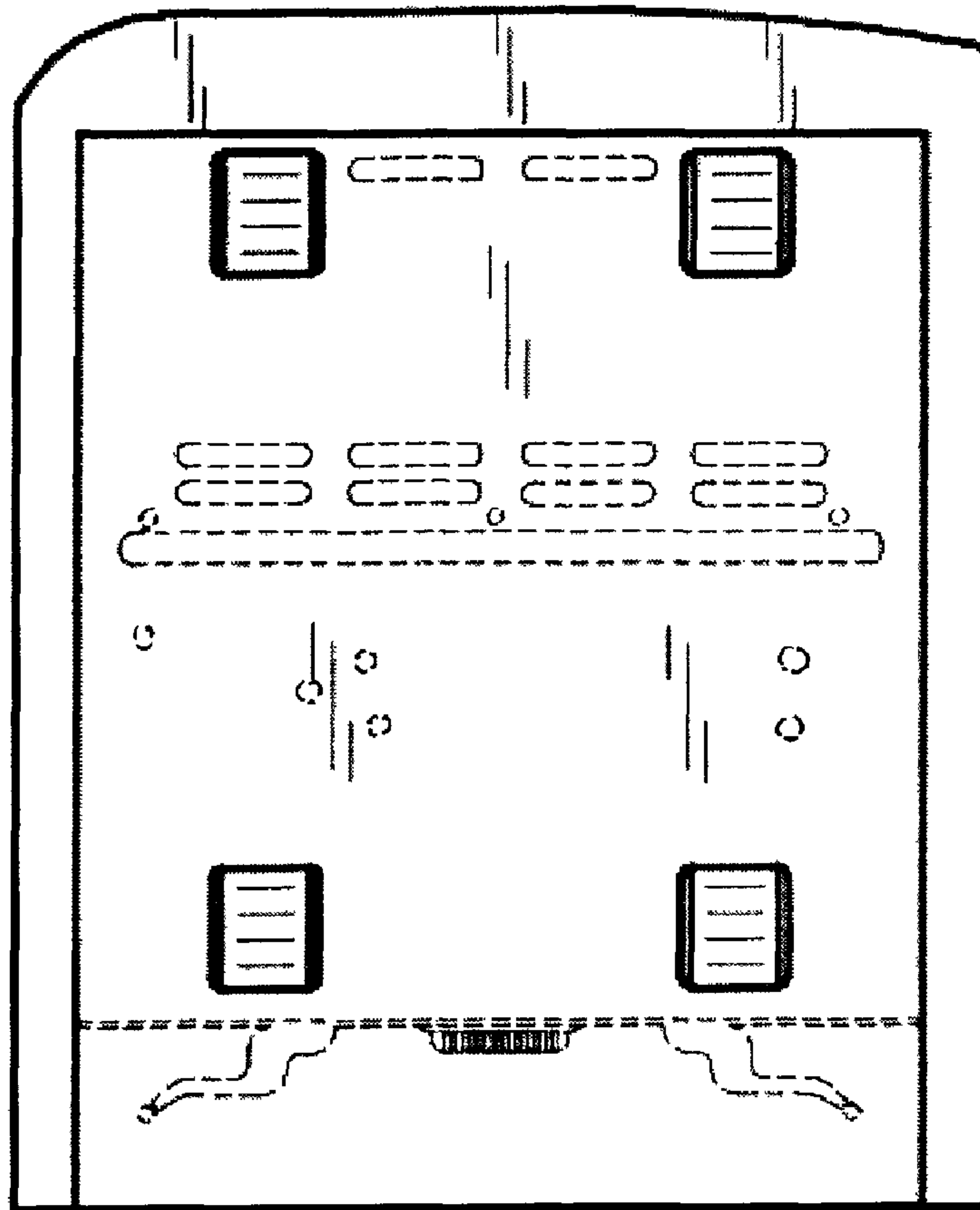


Fig. 7