



US00D654145S

(12) **United States Design Patent**
Chatterjee et al.

(10) **Patent No.:** **US D654,145 S**

(45) **Date of Patent:** **** Feb. 14, 2012**

(54) **WATER PURIFICATION**

(75) Inventors: **Jaideep Chatterjee**, Whitefield (IN);
Shyamsunder Balakrishna Karekar,
Bangalore (IN)

(73) Assignee: **Conopco, Inc.**, Englewood Cliffs, NJ
(US)

(**) Term: **14 Years**

(21) Appl. No.: **29/390,185**

(22) Filed: **Apr. 21, 2011**

(30) **Foreign Application Priority Data**

Oct. 29, 2010 (EM) 001774761-0001

(51) **LOC (9) Cl.** **23-01**

(52) **U.S. Cl.** **D23/207**

(58) **Field of Classification Search** D23/207,
D23/209; 210/456, 460, 241, 435
See application file for complete search history.

(56) **References Cited**

U.S. PATENT DOCUMENTS

D240,624 S * 7/1976 MacMurray D23/207
D313,062 S * 12/1990 Palmer D23/207

5,188,727 A * 2/1993 Kurth et al. 210/85
D340,967 S * 11/1993 Muir D23/207
D364,672 S * 11/1995 Lipshultz et al. D23/207
D456,876 S * 5/2002 Zellinger et al. D23/207
D473,281 S * 4/2003 Jansson et al. D23/207
D530,388 S * 10/2006 Fletcher D23/207
D614,727 S * 4/2010 Therkelsen et al. D23/207

* cited by examiner

Primary Examiner — Robin V Webster

(74) *Attorney, Agent, or Firm* — Alan A. Bornstein

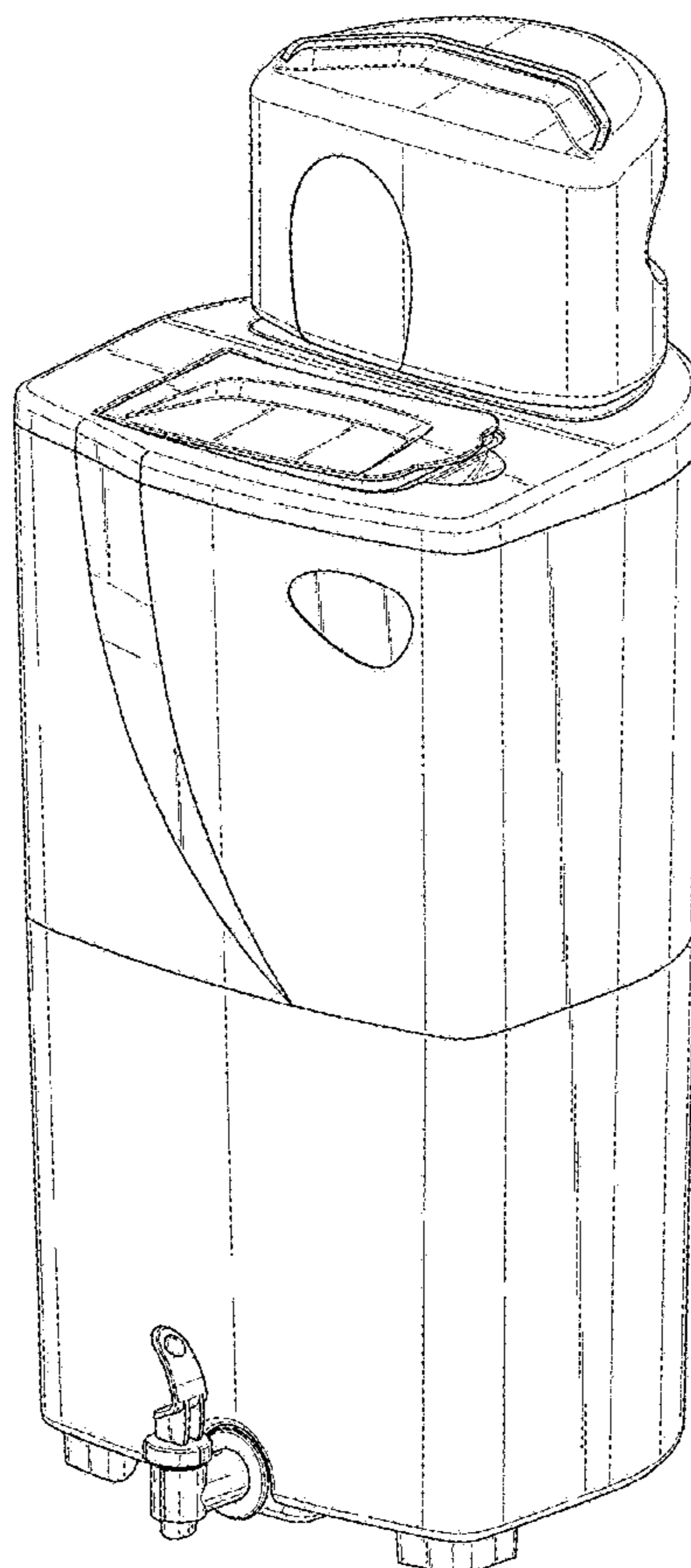
(57) **CLAIM**

The ornamental design for a water purification, as shown and described.

DESCRIPTION

FIG. 1 is a top, front and right side perspective view of a water purification device showing our design; FIG. 2 is a front elevational view thereof; FIG. 3 is a back elevational view thereof; FIG. 4 is a right side elevational view thereof; FIG. 5 is a left side elevational view thereof; FIG. 6 is a top plan view thereof; and, FIG. 7 is a bottom plan view thereof.

1 Claim, 6 Drawing Sheets






Fig. 1.




Fig.2.




Fig.3.

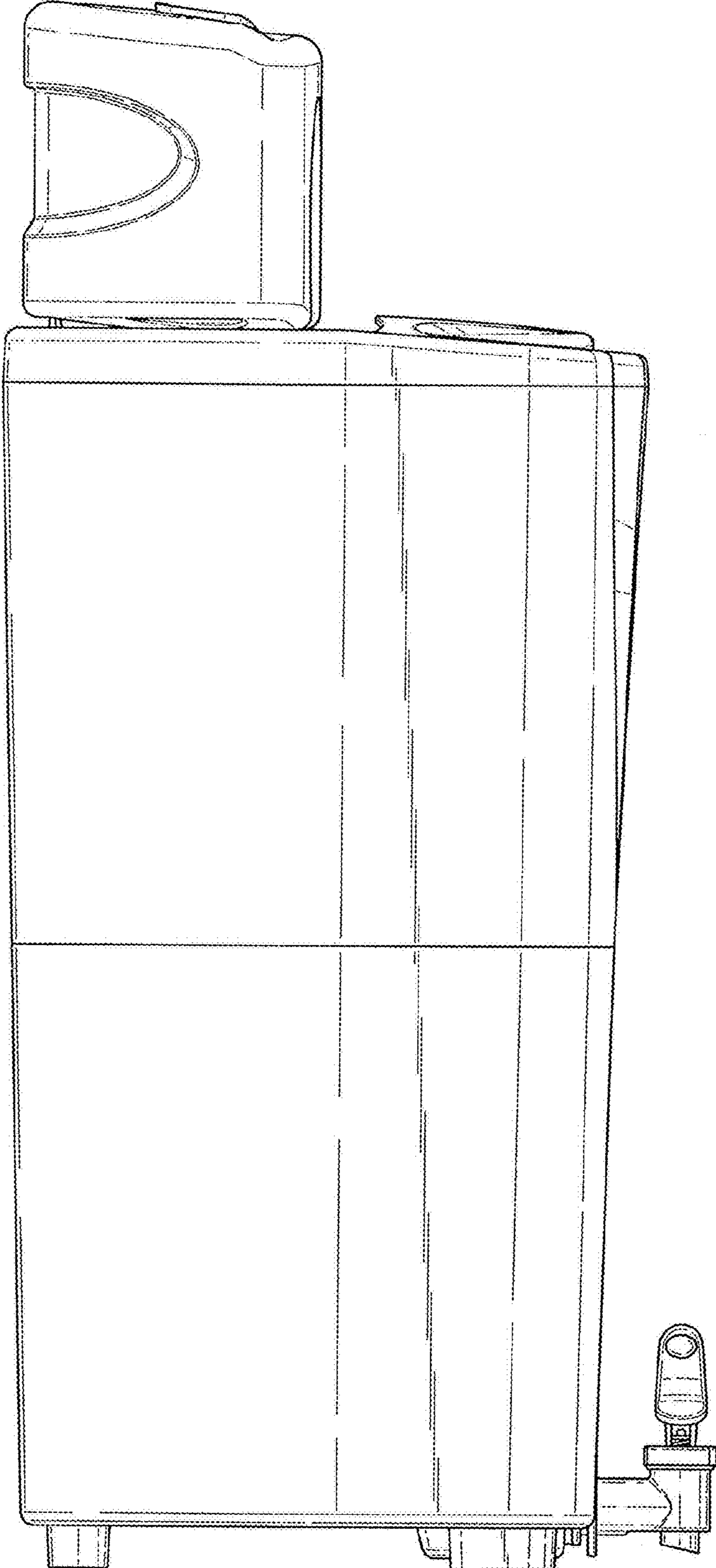


Fig.4.

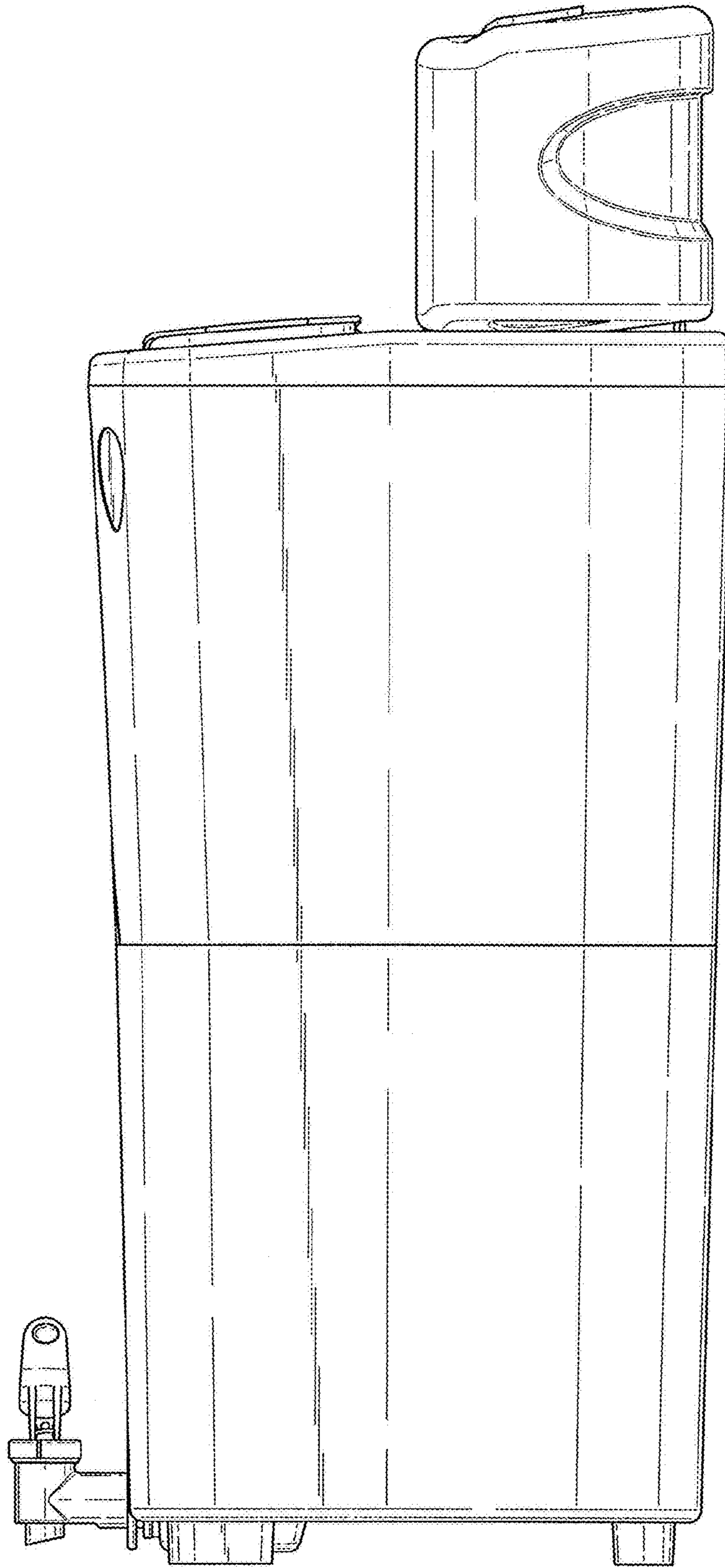


Fig.5.

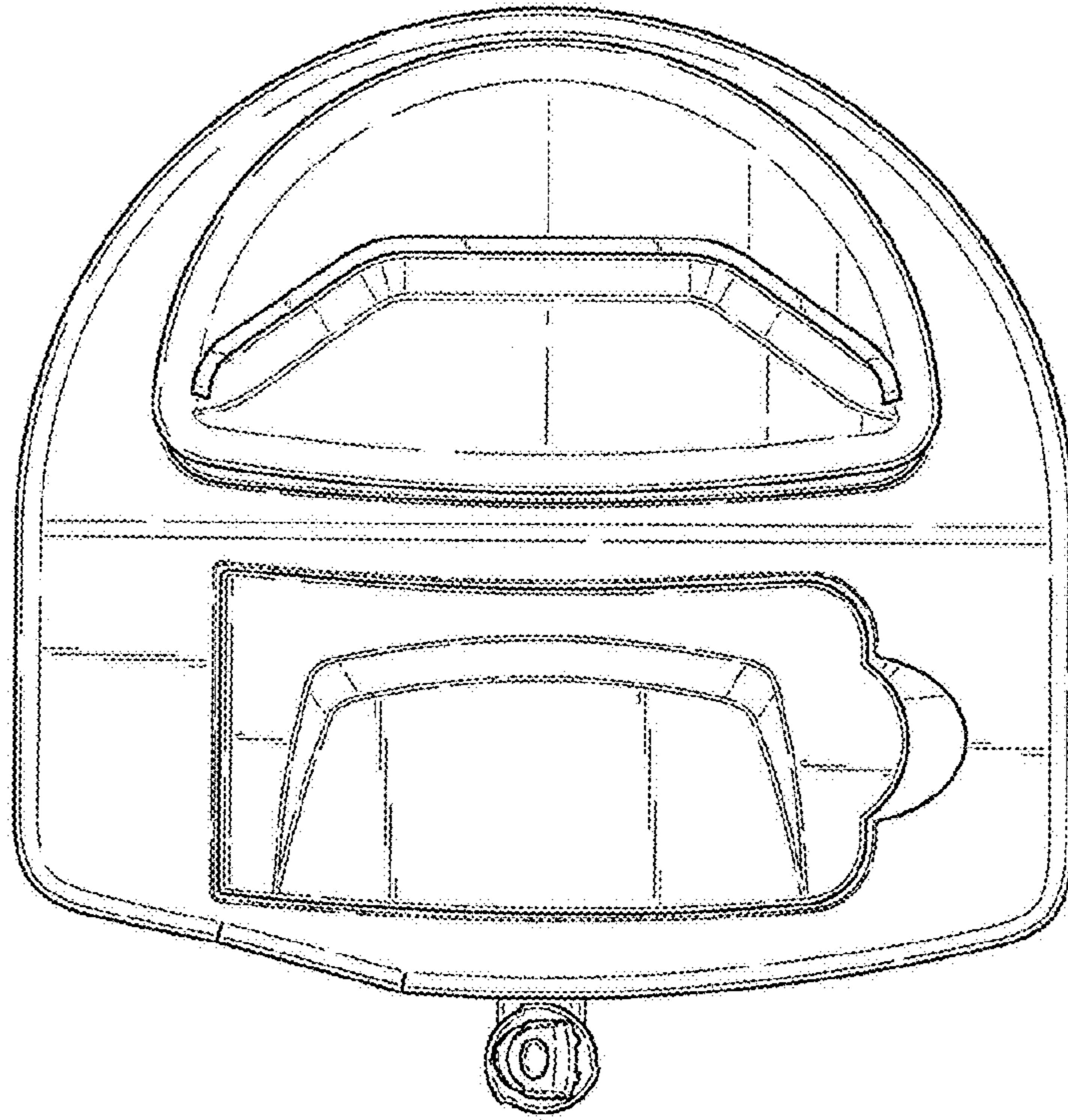


Fig.6.

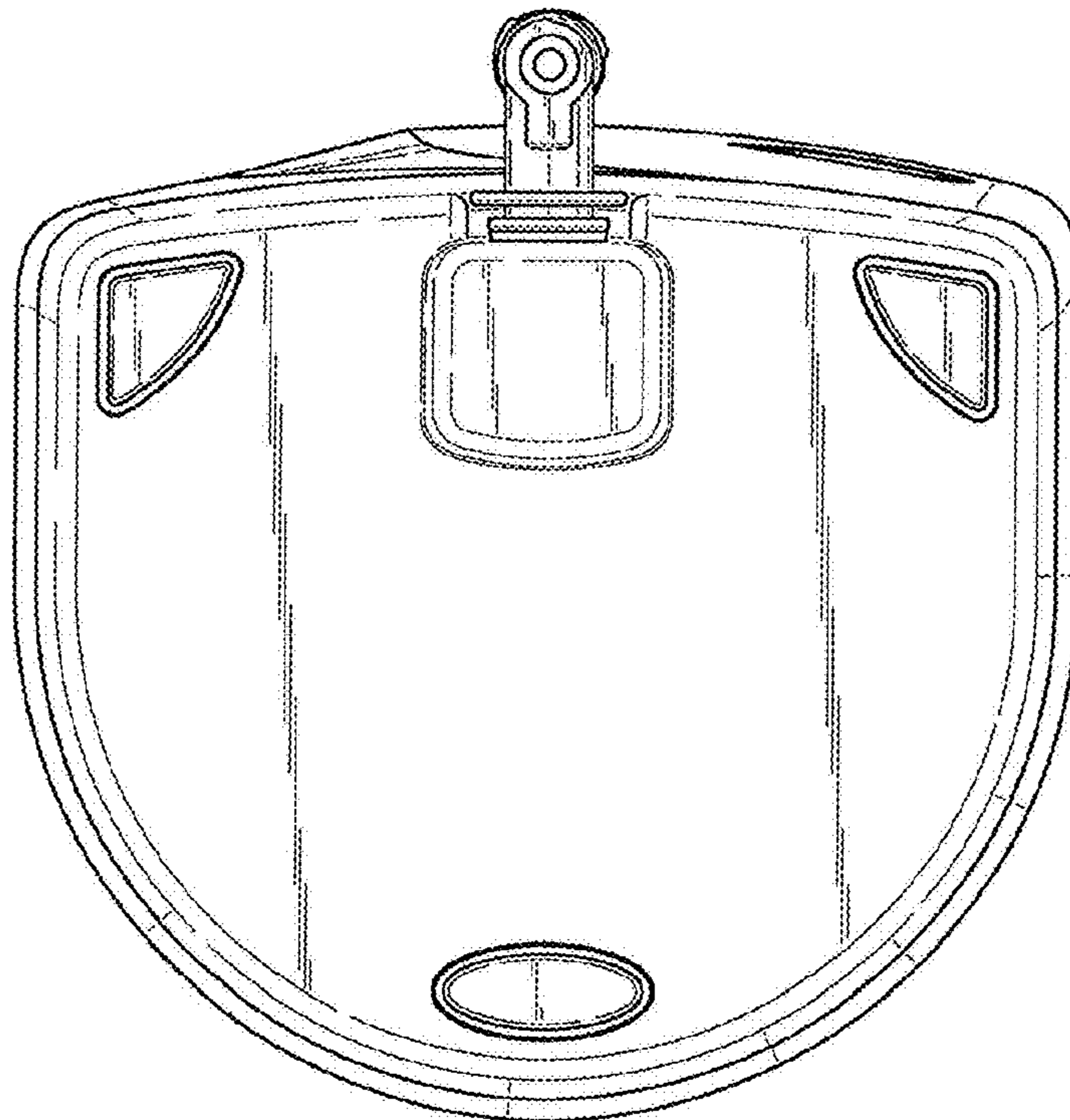


Fig.7.