



US00D654142S

(12) **United States Design Patent**  
**Johnson**

(10) **Patent No.:** **US D654,142 S**

(45) **Date of Patent:** **\*\* Feb. 14, 2012**

(54) **SIMULATED TURTLE FISHING LURE**

D481,073 S \* 10/2003 Sawyer ..... D21/603  
D496,090 S \* 9/2004 Moody ..... D22/132  
6,931,785 B1 \* 8/2005 Johnson ..... 43/42.26

(76) Inventor: **Steve M. Johnson**, Church Hill, TN  
(US)

\* cited by examiner

(\*\*) Term: **14 Years**

*Primary Examiner* — Catheri Oliver

(21) Appl. No.: **29/374,234**

(57) **CLAIM**

The ornamental design for the simulated turtle fishing lure, as shown and described.

(22) Filed: **Jul. 19, 2011**

(51) **LOC (9) Cl.** ..... **22-05**

(52) **U.S. Cl.** ..... **D22/132**

(58) **Field of Classification Search** ..... D22/126–133;  
43/42.24, 42.26, 42.3, 42.32, 42.39, 42.45,  
43/42.28, 42.34; D9/604–605; D21/597,  
D21/603

**DESCRIPTION**

See application file for complete search history.

FIG. 1 is a front elevational view of the simulated turtle fishing lure showing my new design;  
FIG. 2 is a rear elevational view thereof;  
FIG. 3 is a right side elevational view thereof;  
FIG. 4 is a left side elevational view thereof;  
FIG. 5 is a top plan view thereof; and,  
FIG. 6 is a bottom plan view thereof.

The broken line representation of the hook in FIG. 4 is for context only and forms no part of the claimed design.

(56) **References Cited**

**U.S. PATENT DOCUMENTS**

D272,463 S \* 1/1984 Haven ..... D22/132  
D340,502 S \* 10/1993 Lynch ..... D22/132  
D413,960 S \* 9/1999 Limbeck ..... D22/132

**1 Claim, 3 Drawing Sheets**




FIG. 1

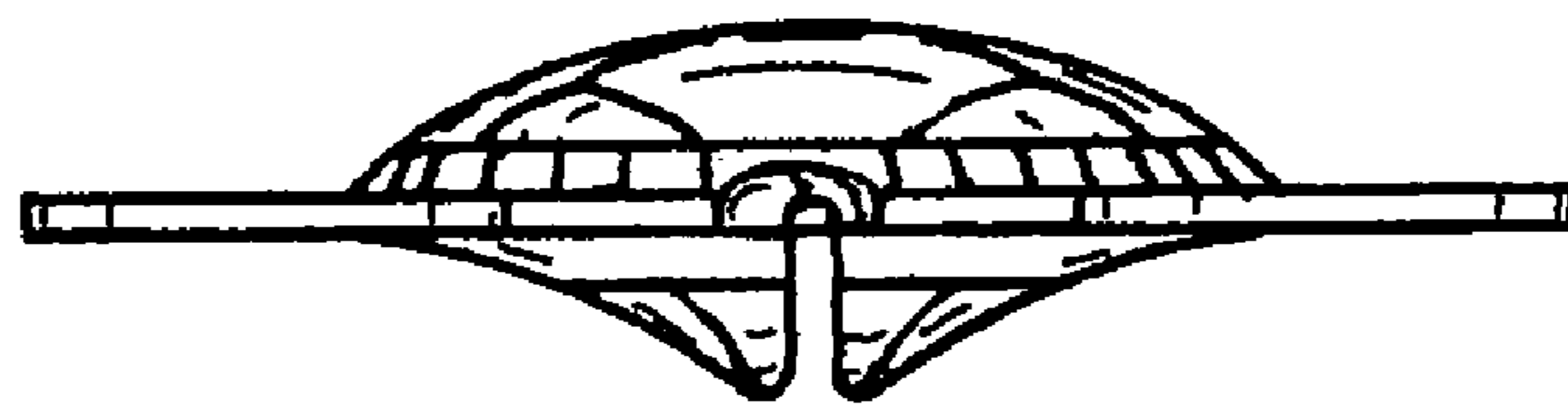
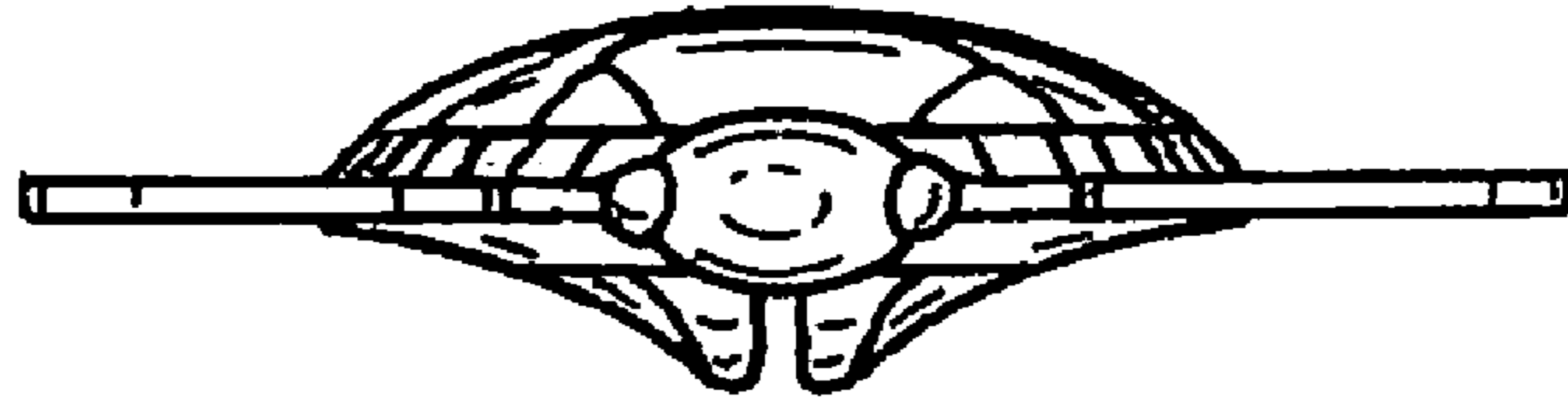


FIG. 2

FIG. 3

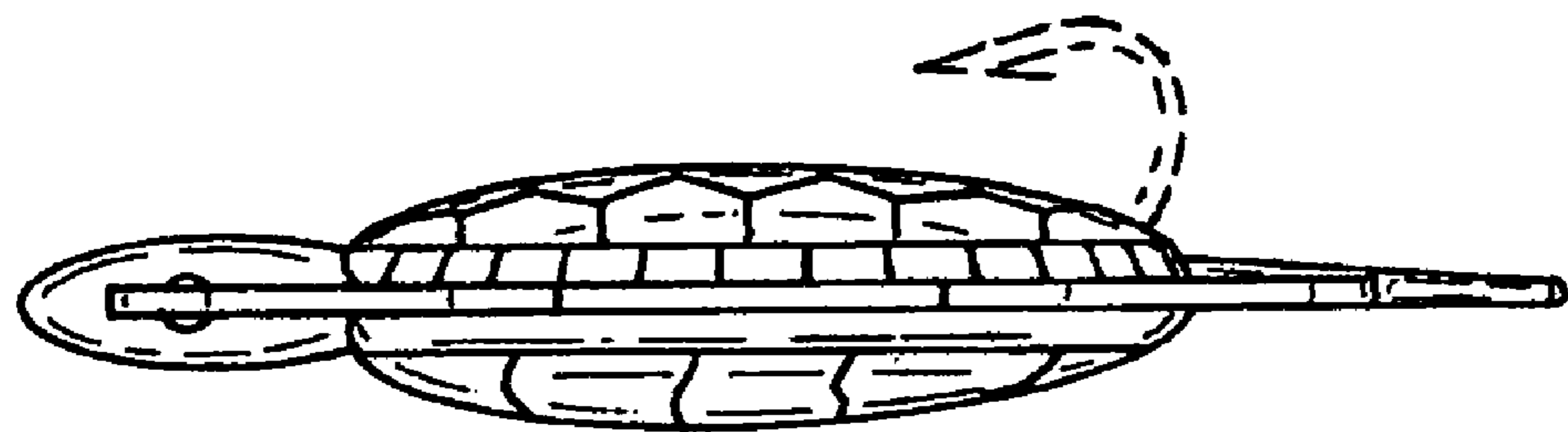
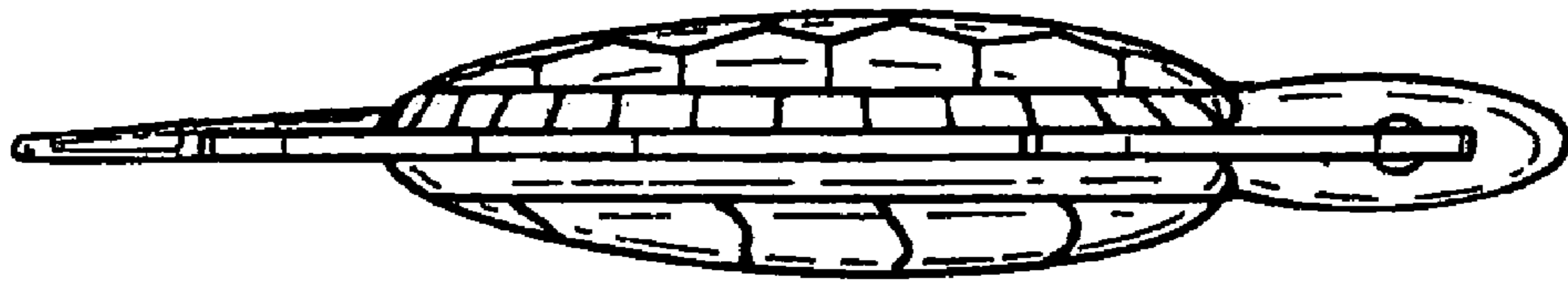


FIG. 4

FIG. 5




FIG. 6

