



US00D654131S

(12) **United States Design Patent**
Crabtree

(10) **Patent No.:** **US D654,131 S**

(45) **Date of Patent:** **** Feb. 14, 2012**

(54) **GOLF SWING TRAINER**

(76) Inventor: **William E. Crabtree**, Owensboro, KY
(US)

(**) Term: **14 Years**

(21) Appl. No.: **29/373,069**

(22) Filed: **Feb. 24, 2011**

(51) **LOC (9) Cl.** **21-02**

(52) **U.S. Cl.** **D21/791**

(58) **Field of Classification Search** D21/789,
D21/791; 473/212-216

See application file for complete search history.

(56) **References Cited**

U.S. PATENT DOCUMENTS

3,804,420	A *	4/1974	Boyd	473/212
D329,678	S *	9/1992	Mehrholz	D21/791
5,188,365	A *	2/1993	Picard	473/213
D364,911	S *	12/1995	Todaro	D21/791

D404,103	S *	1/1999	Winters	D21/791
6,503,148	B2 *	1/2003	Lane	473/215
D638,899	S *	5/2011	Quinlan	D21/791

* cited by examiner

Primary Examiner — Mitchell Siegel
(74) *Attorney, Agent, or Firm* — Carrithers Law Office
PLLC

(57) **CLAIM**

The ornamental design for a golf swing trainer, as shown and described.

DESCRIPTION

FIG. 1 is a perspective view of the golf swing trainer showing my new design;

FIG. 2 is a front view thereof;

FIG. 3 is a rear view thereof;

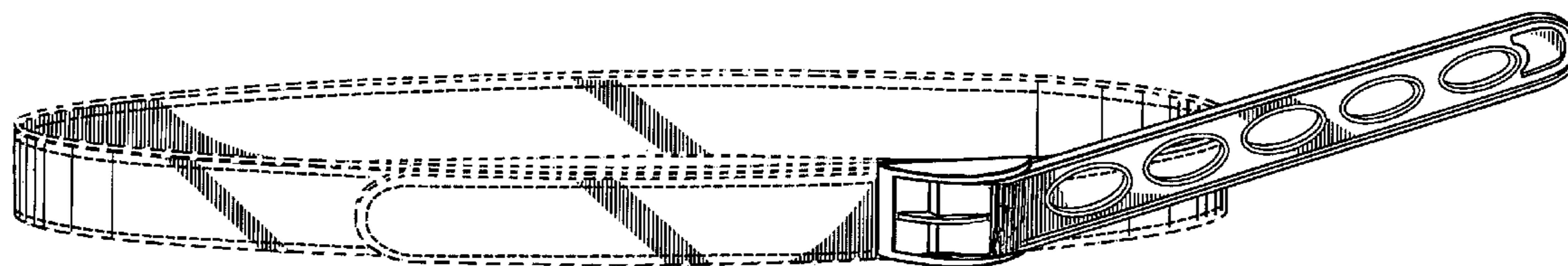
FIG. 4 is a left side view thereof;

FIG. 5 is a right side view thereof; and,

FIG. 6 is a top side view thereof.

The broken lines showing the belt and portions of the buckle are for illustrative purposes only and form no part of the claimed design.

1 Claim, 2 Drawing Sheets






FIG. 1

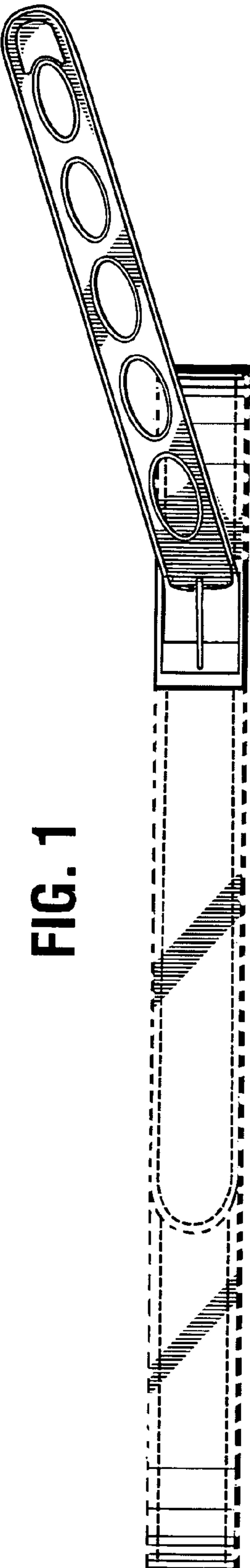


FIG. 2



FIG. 3

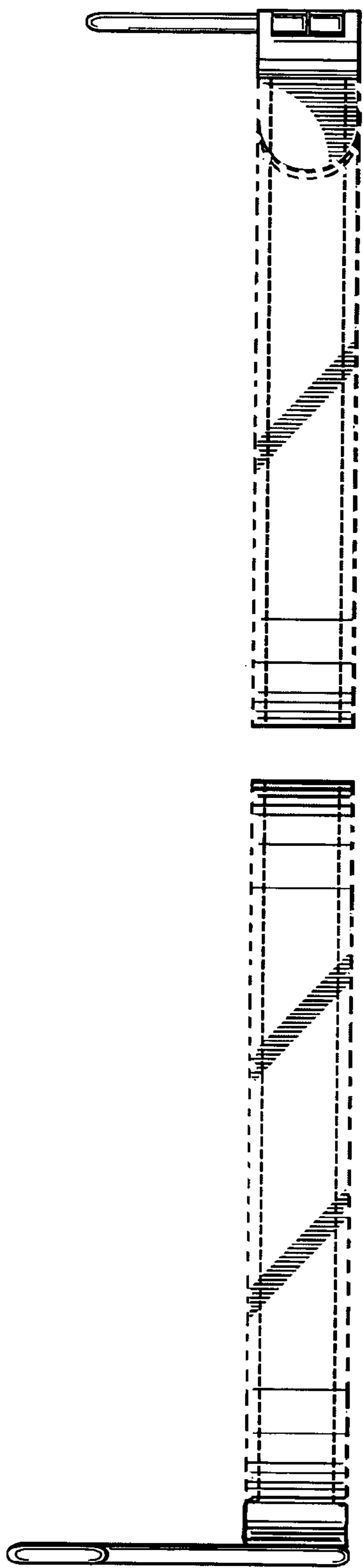


FIG. 4

FIG. 5

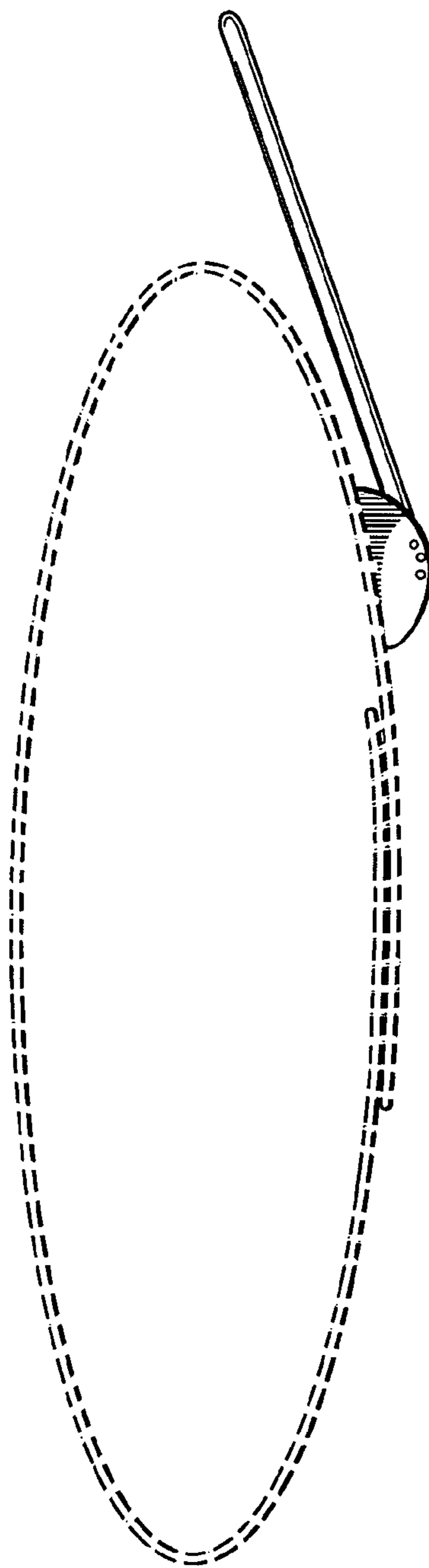


FIG. 6