



US00D654129S

(12) **United States Design Patent**  
**Garcia et al.**

(10) **Patent No.:** **US D654,129 S**  
(45) **Date of Patent:** **\*\* Feb. 14, 2012**

(54) **HOCKEY STICK WITH TAPERED HOSEL**

FOREIGN PATENT DOCUMENTS

(75) Inventors: **Gregory Isaac Garcia**, San Diego, CA (US); **Jared Jonas Quartuccio**, San Diego, CA (US)

CA	2223098	1/1988
CA	2289988	5/2001
CA	2427975	11/2004
EP	2133125	12/2009

\* cited by examiner

(73) Assignee: **Warrior Sports, Inc.**, Warren, MI (US)

*Primary Examiner* — Mitchell Siegel

(\*\*) Term: **14 Years**

(74) *Attorney, Agent, or Firm* — Warner Norcross & Judd LLP

(21) Appl. No.: **29/387,506**

(22) Filed: **Mar. 14, 2011**

(57) **CLAIM**

(51) **LOC (9) Cl.** ..... **21-02**

The ornamental design for hockey stick with tapered hosel, as shown and described.

(52) **U.S. Cl.** ..... **D21/757**

(58) **Field of Classification Search** ..... D21/727,

D21/756-757; 473/560-563, 316-323

See application file for complete search history.

**DESCRIPTION**

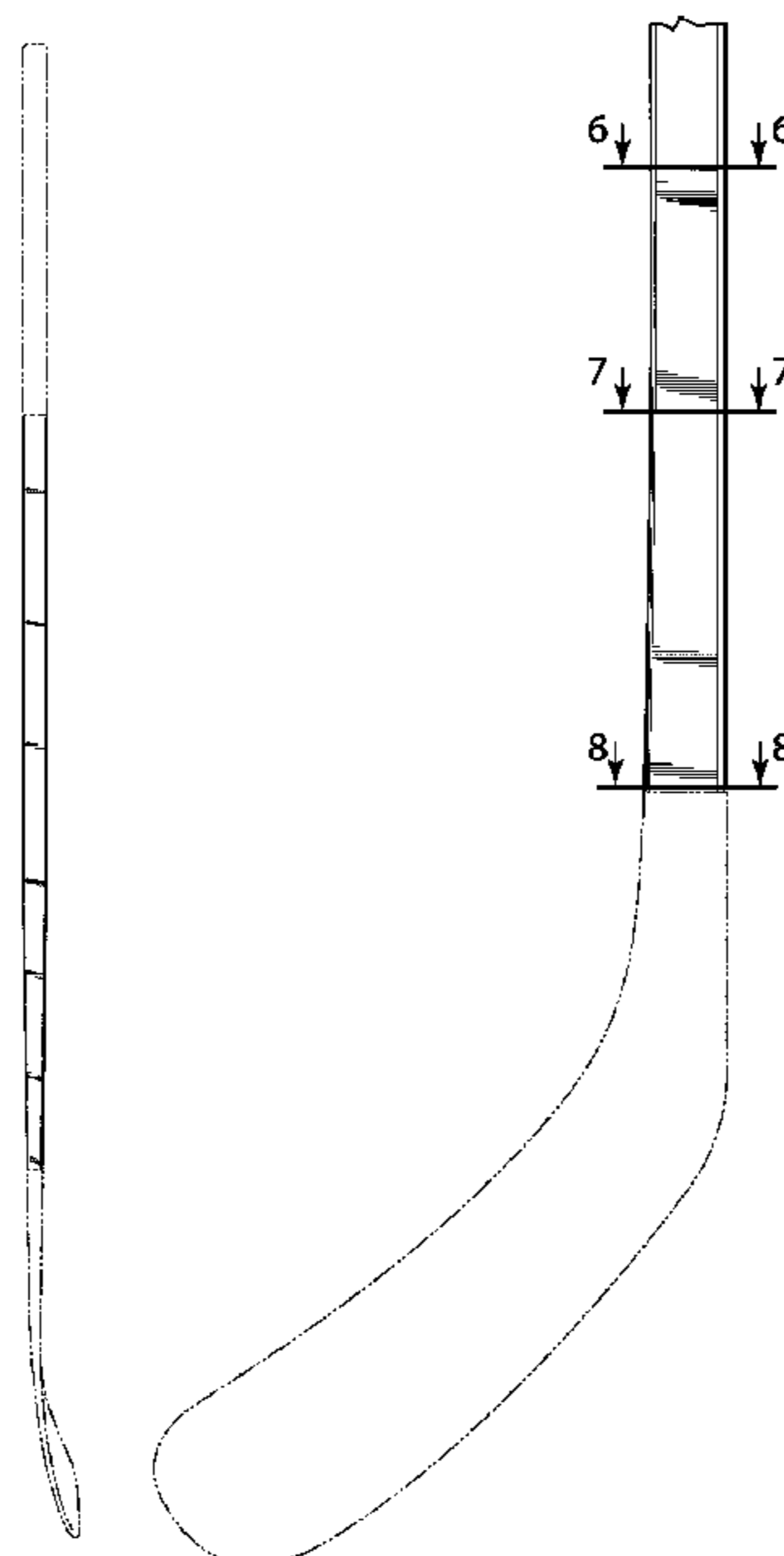
(56) **References Cited**

U.S. PATENT DOCUMENTS

D237,636	S *	11/1975	Leclerc	.....	D21/727
3,934,875	A	1/1976	Easton et al.		
4,793,616	A	12/1988	Fernandez		
5,451,048	A	9/1995	Magamoto et al.		
5,620,380	A	4/1997	Tennent et al.		
D440,617	S	4/2001	Goldsmith et al.		
D504,166	S *	4/2005	Bellefleur et al.	.....	D21/757
D504,929	S *	5/2005	Bellefleur et al.	.....	D21/757
6,955,619	B1	10/2005	Schutz et al.		
7,097,577	B2	8/2006	Goldsmith et al.		
7,144,343	B2	12/2006	Goldsmith et al.		
7,309,295	B2	12/2007	Solari		
7,331,876	B2	2/2008	Klein		
7,520,829	B2	4/2009	Mollner et al.		
D594,920	S *	6/2009	Drouin et al.	.....	D21/757
D595,368	S *	6/2009	Drouin et al.	.....	D21/727
D595,792	S *	7/2009	Drouin et al.	.....	D21/727
2007/0117646	A1	5/2007	Solari		
2010/0035708	A1	2/2010	Ie		
2011/0028250	A1	2/2011	Pearson et al.		

FIG. 1 is a left side perspective view of the hockey stick with tapered hosel embodying the new design; FIG. 2 is a left side elevation view thereof; FIG. 3 is a bottom elevation view thereof; FIG. 4 is a top elevation view thereof; FIG. 5 is a left side close-up elevation view thereof; FIG. 6 is a cross-sectional view of the portion of the hockey stick of FIG. 5 taken along line 6-6 in FIG. 5; FIG. 7 is a cross-sectional view of the portion of the hockey stick of FIG. 5 taken along line 7-7 in FIG. 5; and, FIG. 8 is a cross-sectional view of the portion of the hockey stick of FIG. 5 taken along line 8-8 in FIG. 5. FIGS. 1-8 show features of a hockey stick with tapered hosel in phantom lines. These features are shown for environmental purposes and do not form any part of the claimed design. Further, the phantom lines immediately adjacent the solid-line portions of the design form the boundary of the design, with the phantom lines forming no part of the claimed design.

**1 Claim, 4 Drawing Sheets**



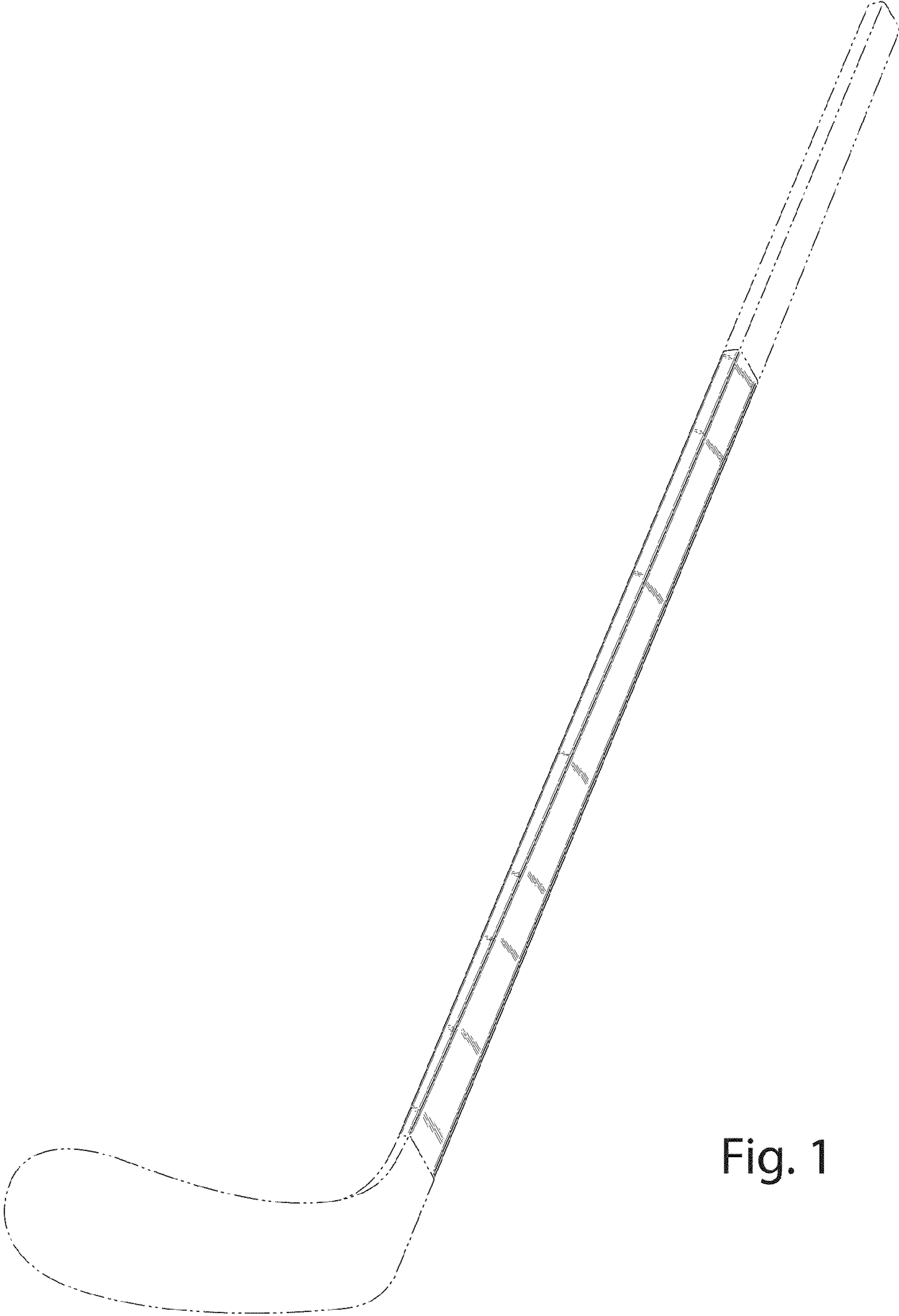
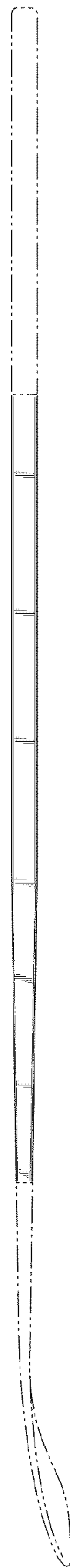



Fig. 1



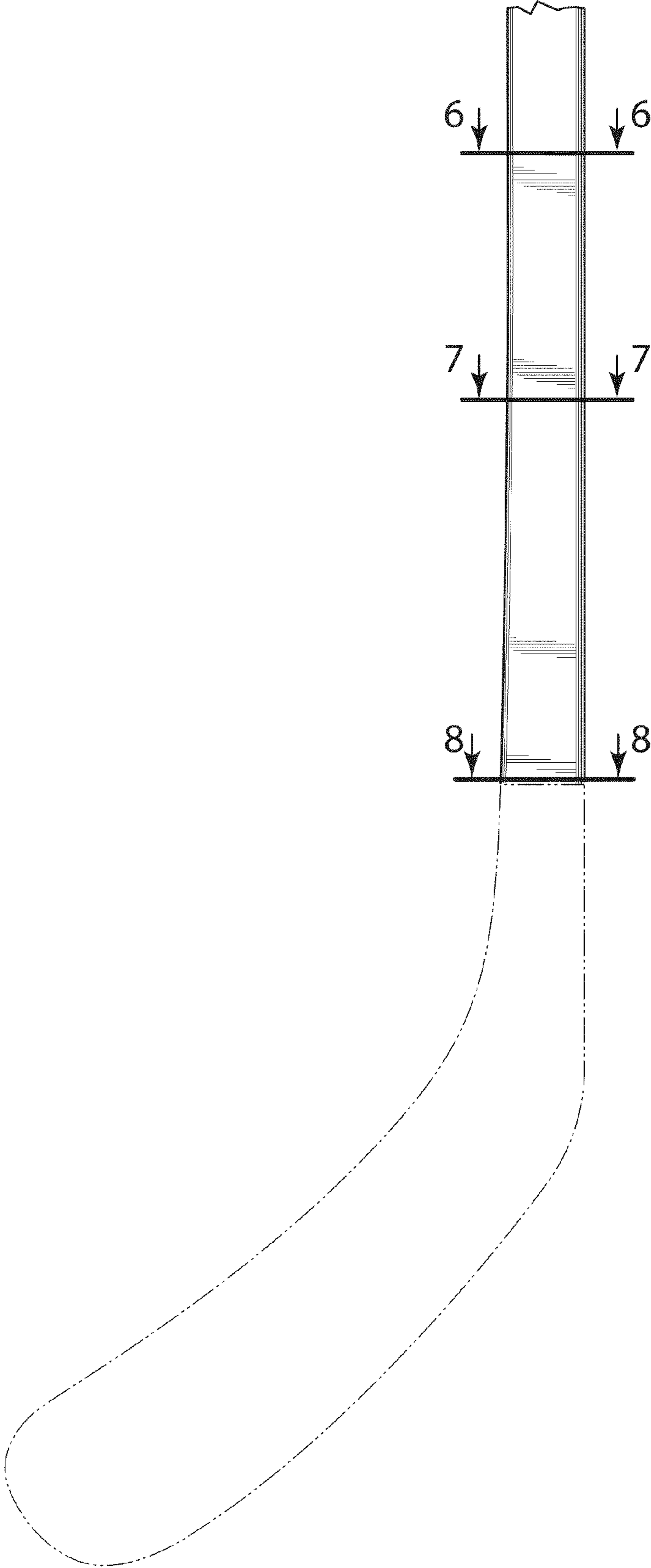


Fig. 5




Fig. 6




Fig. 7




Fig. 8