



US00D654115S

(12) **United States Design Patent**
O’Con

(10) **Patent No.:** **US D654,115 S**

(45) **Date of Patent:** **** *Feb. 14, 2012**

(54) **ITEM OF SPORTS PARAPHERNALIA**

(75) Inventor: **Kelly L. O’Con**, St. Louis, MO (US)

(73) Assignee: **Kelly L. O’Con**, St. Louis, MO (US)

(*) Notice: This patent is subject to a terminal disclaimer.

(**) Term: **14 Years**

(21) Appl. No.: **29/391,994**

(22) Filed: **May 16, 2011**

Related U.S. Application Data

(63) Continuation-in-part of application No. 29/354,267, filed on Jan. 21, 2010, now Pat. No. Des. 638,063.

(51) **LOC (9) Cl.** **20-03**

(52) **U.S. Cl.** **D20/29**

(58) **Field of Classification Search** D20/10, D20/19, 25, 29–33, 38–43, 99; 40/446, 538, 40/541, 552, 595, 584, 586, 588, 591–593, 40/596, 642.02, 643, 644; D8/14, 17, 89, D8/380; D10/109.1, 109.2; D14/239; D21/385, D21/698, 699, 400; 273/317.5, 407; 434/159, 434/171; 473/415, 420; 126/298; 362/812
See application file for complete search history.

(56) **References Cited**

U.S. PATENT DOCUMENTS

3,675,922	A	7/1972	Nieland	273/55 R
4,862,871	A	9/1989	Sieberth	126/298
D342,285	S	12/1993	Boyar	D20/41
D399,715	S	10/1998	Budd, Sr.	D8/17
D410,713	S	6/1999	Sherwood et al.	D21/699
D510,112	S	9/2005	Crook, II	D21/698
6,945,885	B2 *	9/2005	Snider	473/477
D531,685	S	11/2006	Frankel	D21/699

D559,663	S	1/2008	Gray et al.	D8/380
D571,318	S	6/2008	O’Con	
D579,690	S	11/2008	O’Con	
D582,174	S	12/2008	O’Con	
D583,807	S	12/2008	O’Con	
D618,731	S	6/2010	Fedorski	D20/29
D630,916	S *	1/2011	Havsgaard	D8/14
D638,063	S *	5/2011	O’Con	D20/29
2003/0074819	A1	4/2003	Corona	40/586
2009/0174145	A1	7/2009	Staver et al.	273/317.5

OTHER PUBLICATIONS

The letter “Y” from Type Font Namco, “1000 Fonts—An Illustrated Guide to Finding the Right Typeface”, edited by Bob Gordon; © 2009 Ivy Press.

* cited by examiner

Primary Examiner — Mary Ann Calabrese

(74) *Attorney, Agent, or Firm* — Harness, Dickey & Pierce, P.L.C.

(57) **CLAIM**

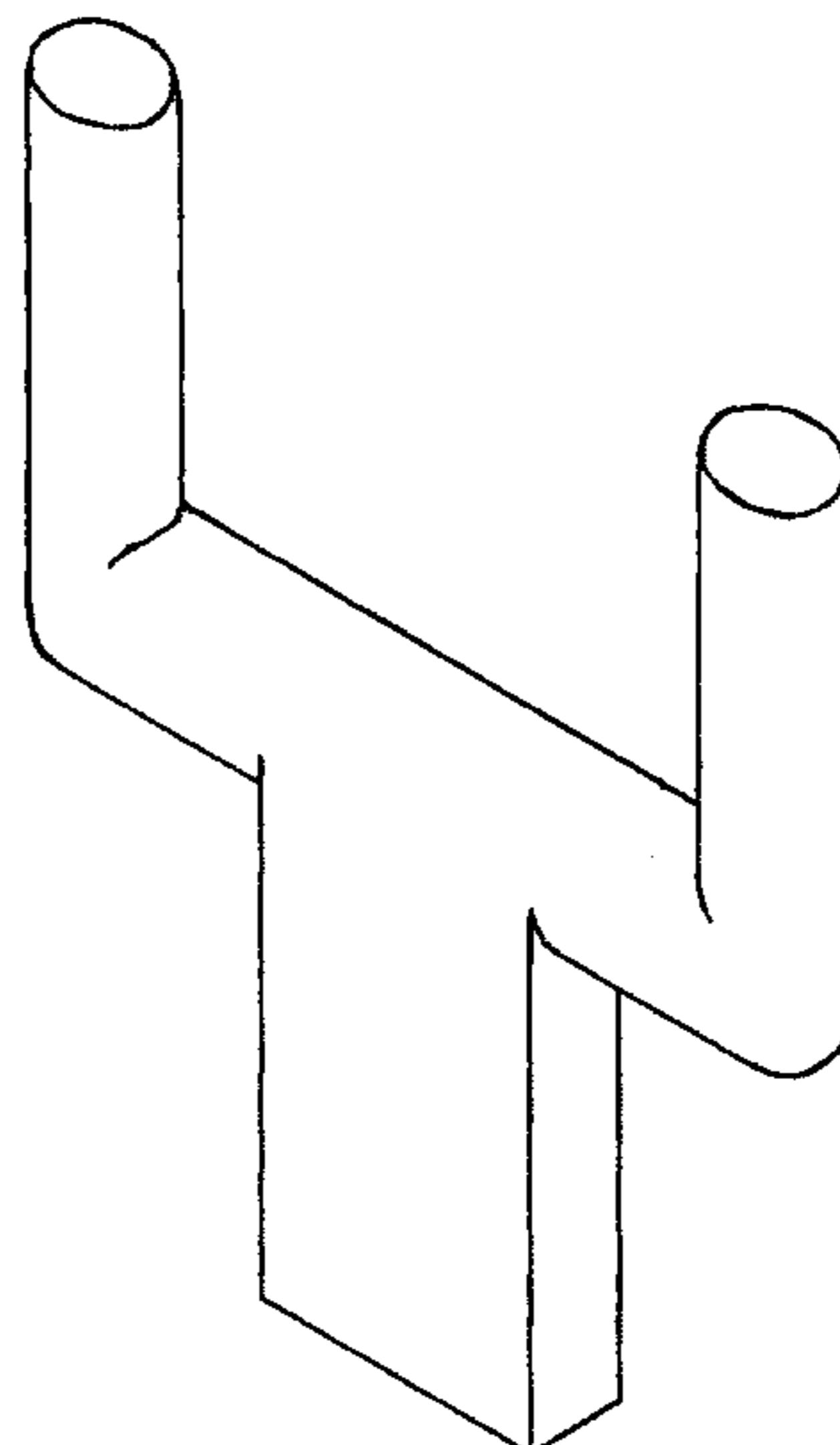
The ornamental design for an item of sports paraphernalia, as shown and described.

DESCRIPTION

FIG. 1 is a perspective view of the item of sports paraphernalia, showing my new design;
FIG. 2 is a bottom perspective view thereof;
FIG. 3 is a front elevation view thereof;
FIG. 4 is a right side elevation view thereof, the opposite side being symmetrical
FIG. 5 is a top plan view thereof;
FIG. 6 is a bottom plan view thereof; and,
FIG. 7 is a perspective view of the item of sports paraphernalia being held.

The details shown in broken lines are for illustrative purposes only and form no part of the claimed design.

1 Claim, 6 Drawing Sheets



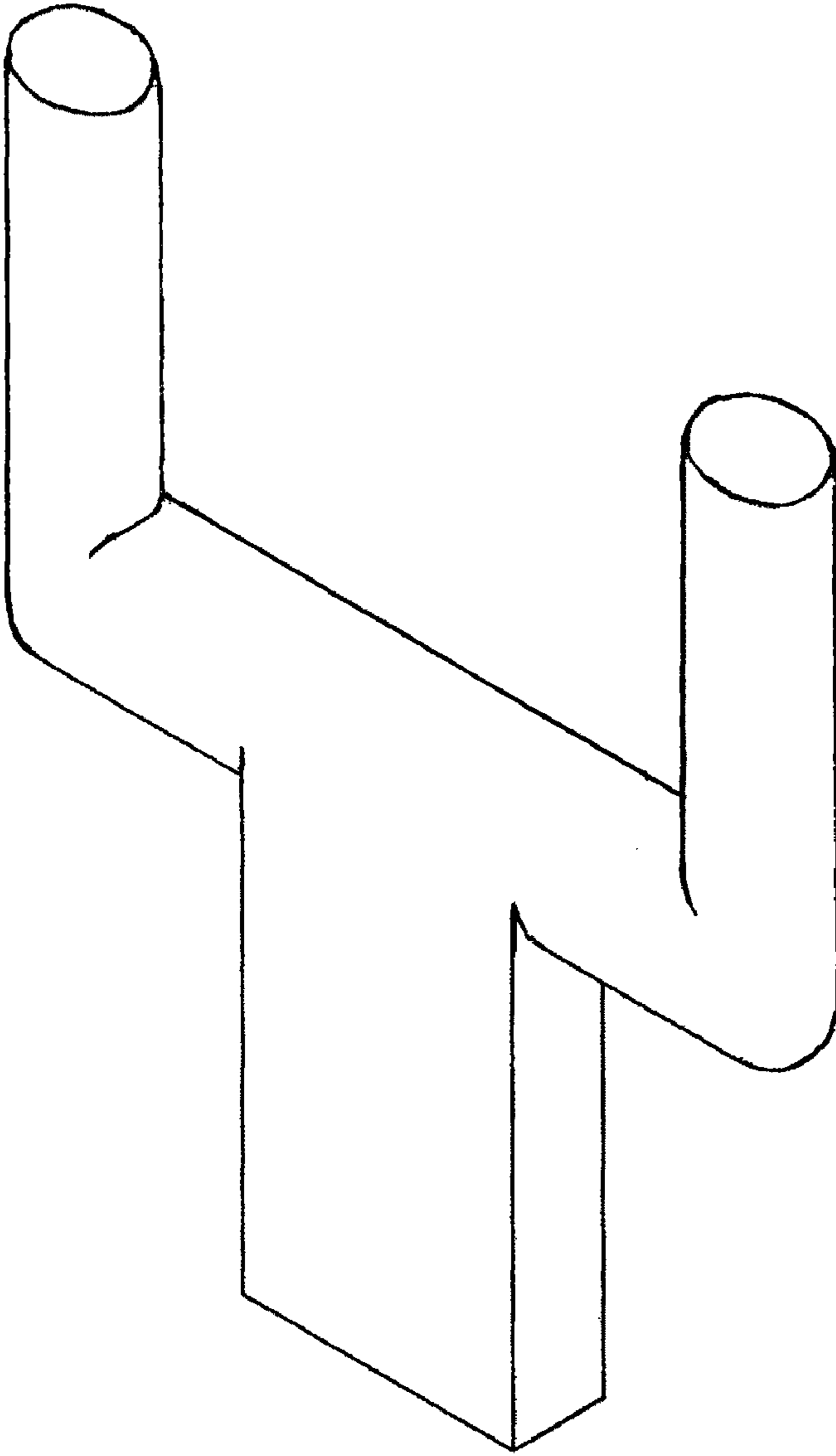


Fig. 1

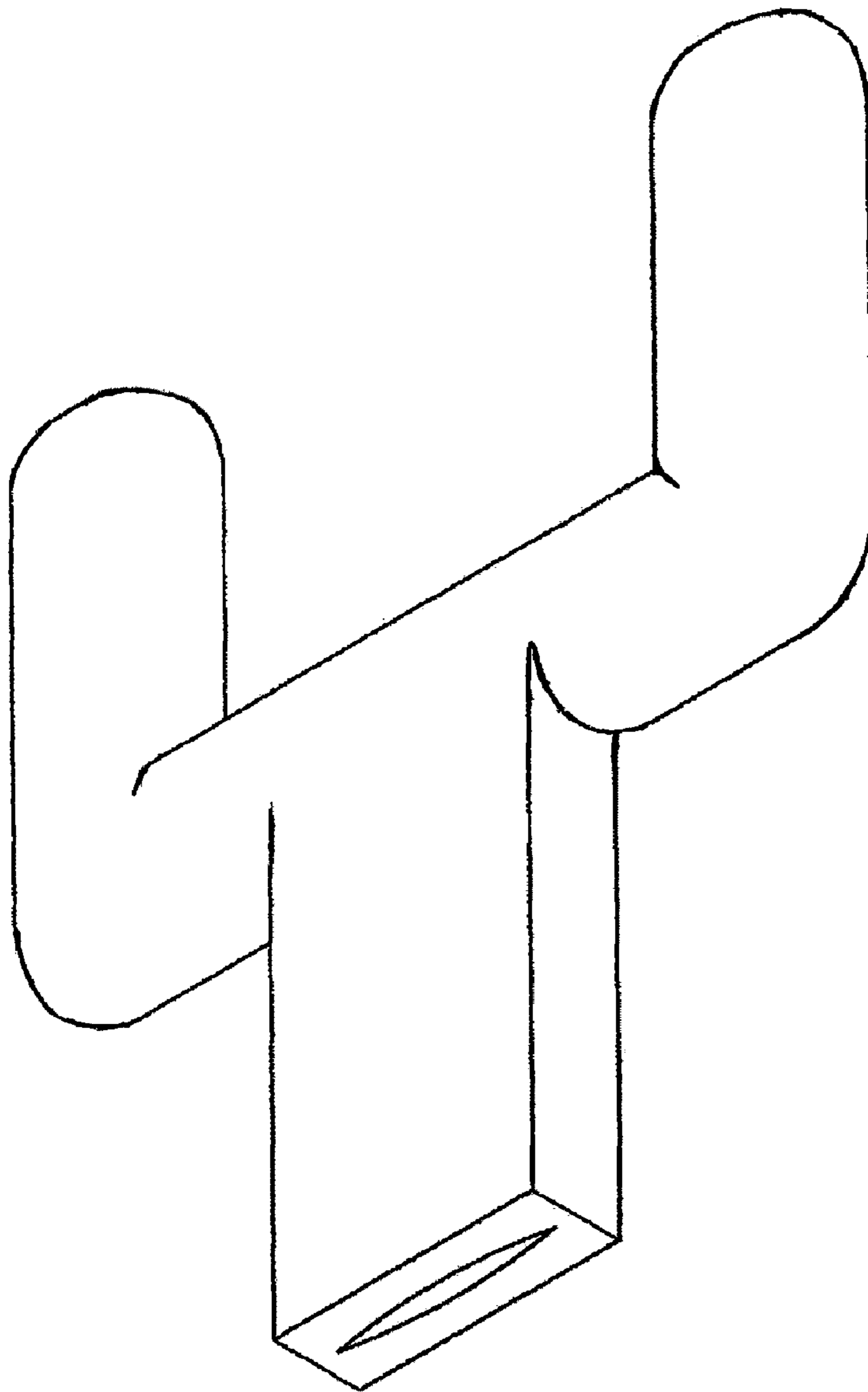


Fig. 2

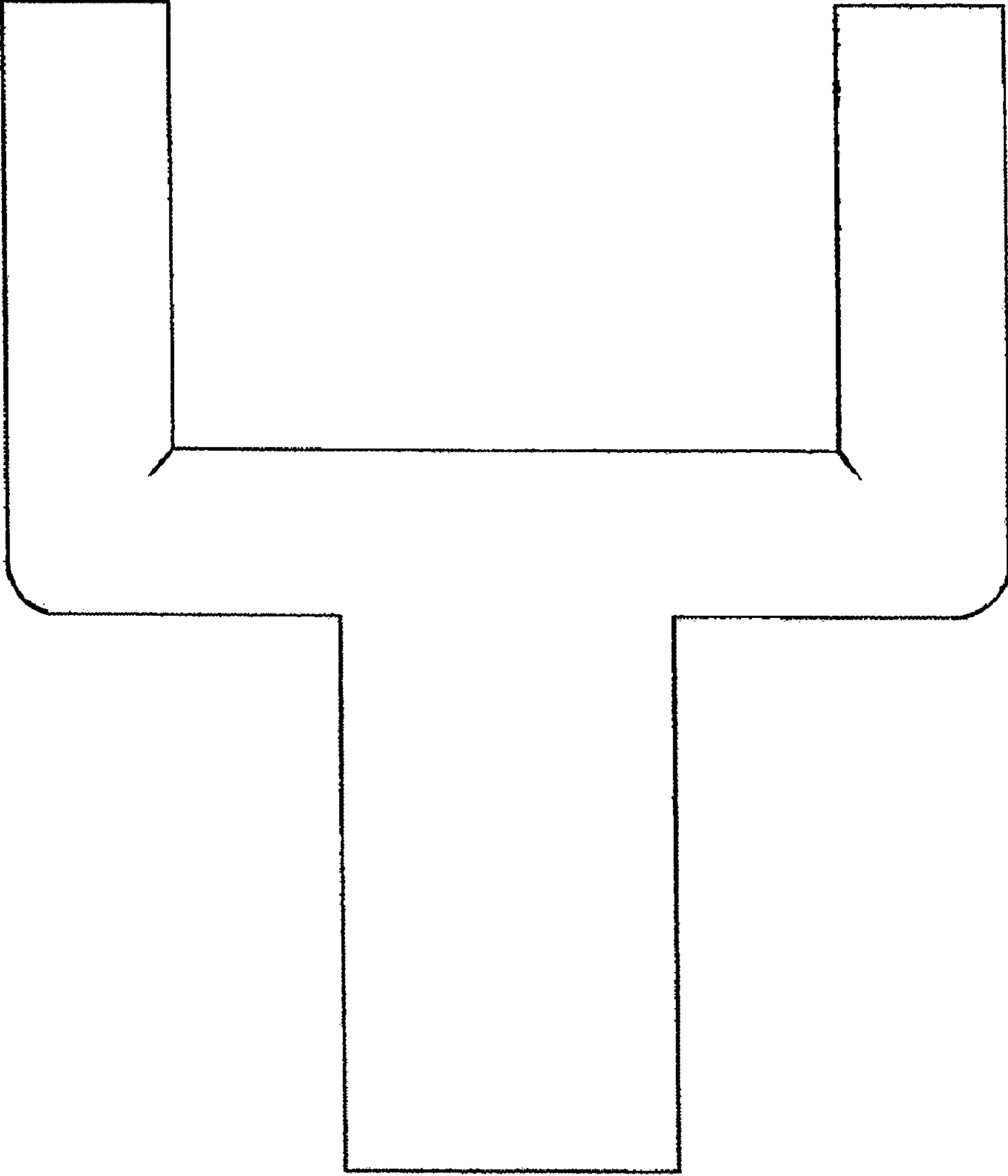


Fig. 3



Fig. 4



Fig. 5




Fig. 6




Fig. 7