



US00D654091S

(12) **United States Design Patent**
Son et al.

(10) **Patent No.:** **US D654,091 S**

(45) **Date of Patent:** **** *Feb. 14, 2012**

(54) **DVD PLAYER**

(75) Inventors: **Sang Hyeun Son**, Seoul (KR); **Byung Mu Huh**, Seoul (KR); **Hyun Tae Ahn**, Seoul (KR)

(73) Assignee: **LG Electronics Inc.**, Seoul (KR)

(*) Notice: This patent is subject to a terminal disclaimer.

(**) Term: **14 Years**

(21) Appl. No.: **29/382,540**

(22) Filed: **Jan. 5, 2011**

(30) **Foreign Application Priority Data**

Jul. 9, 2010 (KR) 30-2010-0030256

(51) **LOC (9) Cl.** **14-01**

(52) **U.S. Cl.** **D14/502**

(58) **Field of Classification Search** D14/496,
D14/498-511, 167-168, 188, 197-198, 157-158;
360/99.02, 99.07; 369/75.11, 75.21, 77.11,
369/77.21; 720/601, 612, 619, 649, 655;
455/344, 347-351

See application file for complete search history.

(56) **References Cited**

U.S. PATENT DOCUMENTS

D480,693	S	*	10/2003	Johansson et al.	D14/502
D506,734	S	*	6/2005	Oikawa	D14/506
D531,152	S	*	10/2006	Moriya et al.	D14/506
D547,285	S	*	7/2007	Yoshida	D14/502
D608,370	S	*	1/2010	Furukawa	D14/505

* cited by examiner

Primary Examiner — Nanda Bondade

(74) *Attorney, Agent, or Firm* — Morgan, Lewis & Bockius LLP

(57) **CLAIM**

We claim the ornamental design for a DVD player, as shown and described.

DESCRIPTION

FIG. 1 is a perspective view of a DVD player showing our new design:

FIG. 2 is a front elevation view thereof;

FIG. 3 is a rear elevation view thereof;

FIG. 4 is a left-side elevation view thereof;

FIG. 5 is a right-side elevation view thereof;

FIG. 6 is a top plan view thereof; and,

FIG. 7 is a bottom plan view thereof.

1 Claim, 4 Drawing Sheets

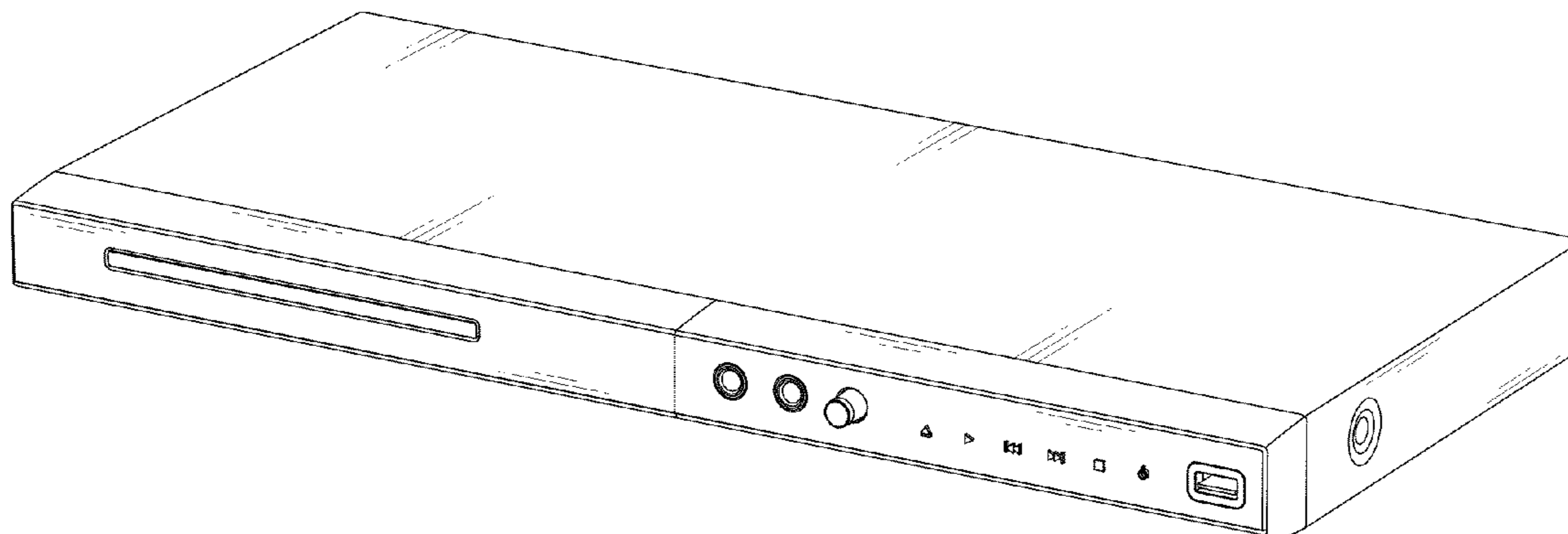


FIG. 1

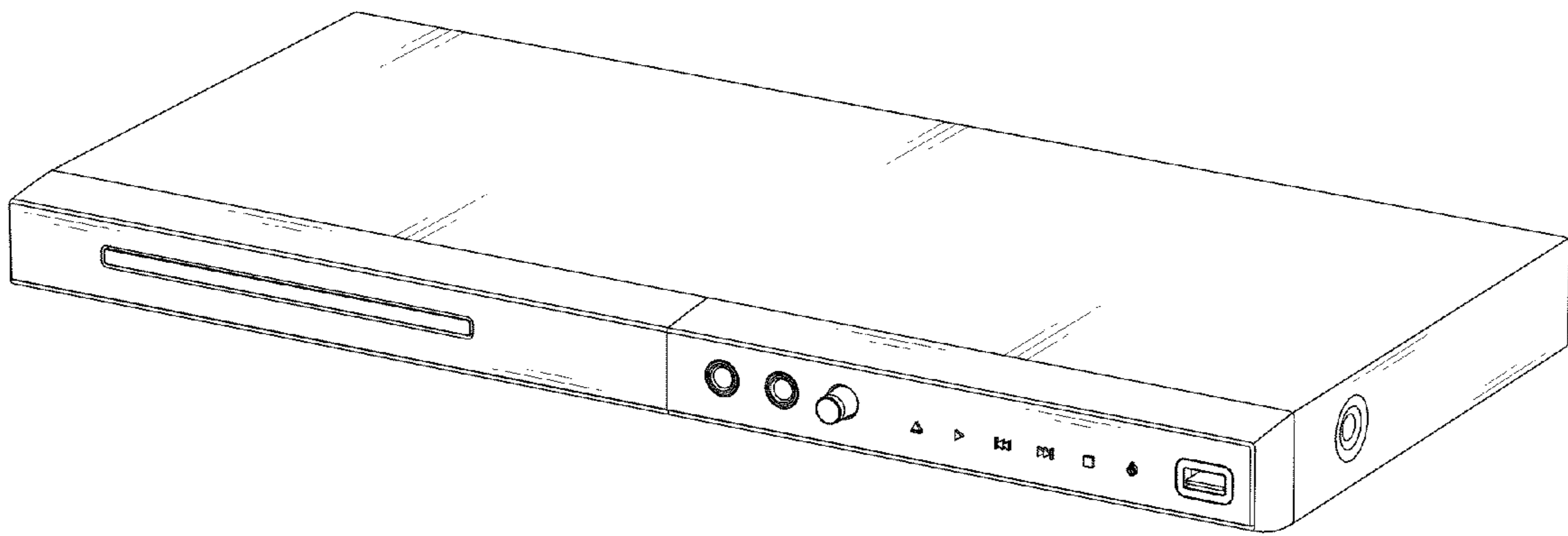


FIG. 2

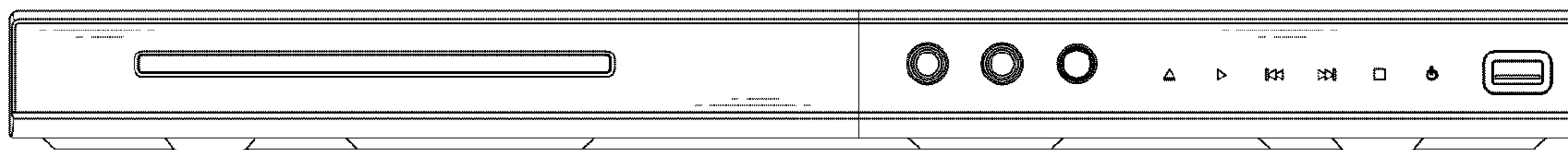


FIG. 3




FIG. 4

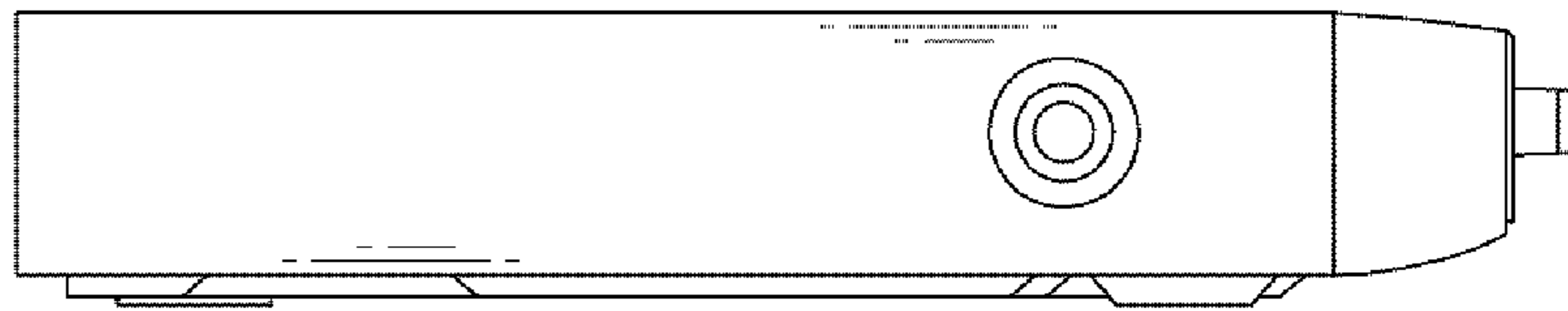


FIG. 5

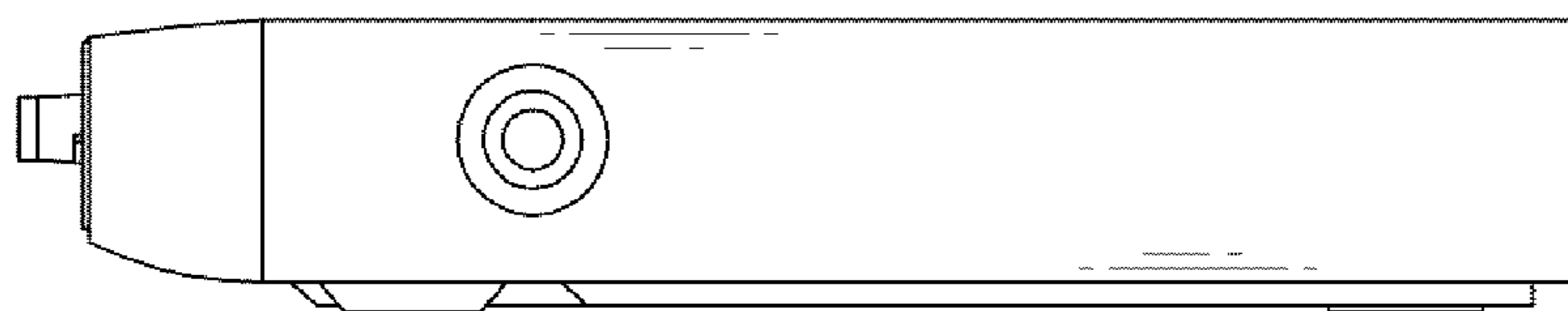


FIG. 6

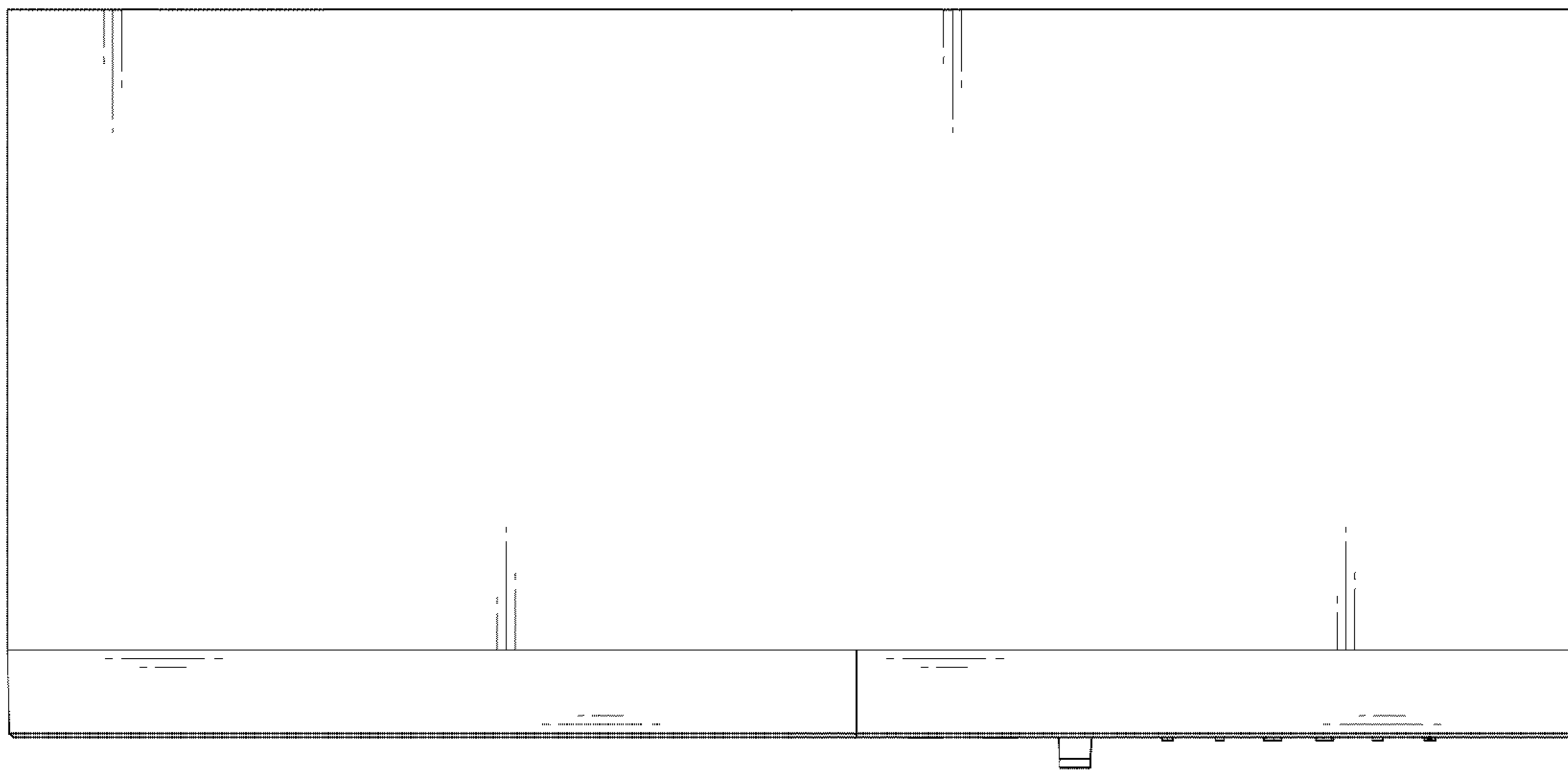


FIG. 7

