



US00D654090S

(12) **United States Design Patent**  
**Kim et al.**

(10) **Patent No.:** **US D654,090 S**  
(45) **Date of Patent:** **\*\* Feb. 14, 2012**

(54) **DVD PLAYER**

(75) Inventors: **Mi Kyung Kim**, Seoul (KR); **Deung Hwang Bo**, Seoul (KR)

(73) Assignee: **LG Electronics Inc.**, Seoul (KR)

(\*\*) Term: **14 Years**

(21) Appl. No.: **29/386,512**

(22) Filed: **Mar. 2, 2011**

(30) **Foreign Application Priority Data**

Sep. 3, 2010 (KR) ..... 30-2010-0038862

(51) **LOC (9) Cl.** ..... **14-01**

(52) **U.S. Cl.** ..... **D14/501**

(58) **Field of Classification Search** ..... D14/496,  
D14/498-505, 167-168, 188, 197-198; 360/99.02,  
360/99.07; 369/75.11, 75.21, 77.11, 77.21;  
720/601, 612, 619, 649, 655; 455/344, 347-351

See application file for complete search history.

(56) **References Cited**

U.S. PATENT DOCUMENTS

D438,183 S *	2/2001	Sato et al.	.....	D14/504
D531,971 S *	11/2006	Shiraki et al.	.....	D14/503
D538,256 S *	3/2007	Yoshida	.....	D14/505
D560,180 S *	1/2008	Park et al.	.....	D14/502

\* cited by examiner

*Primary Examiner* — Nanda Bondade

(74) *Attorney, Agent, or Firm* — Birch, Stewart, Kolasch & Birch, LLP

(57) **CLAIM**

We claim the ornamental design for a DVD player, as shown and described.

**DESCRIPTION**

FIG. 1 is a perspective view of a DVD player showing our new design:

FIG. 2 is a front elevation view thereof;

FIG. 3 is a rear elevation view thereof;

FIG. 4 is a left-side elevation view thereof;

FIG. 5 is a right-side elevation view thereof;

FIG. 6 is a top plan view thereof; and,

FIG. 7 is a bottom plan view thereof.

The broken line showing on the drawing disclosure is for illustrative purposes only and forms no part of the claimed design.

**1 Claim, 4 Drawing Sheets**

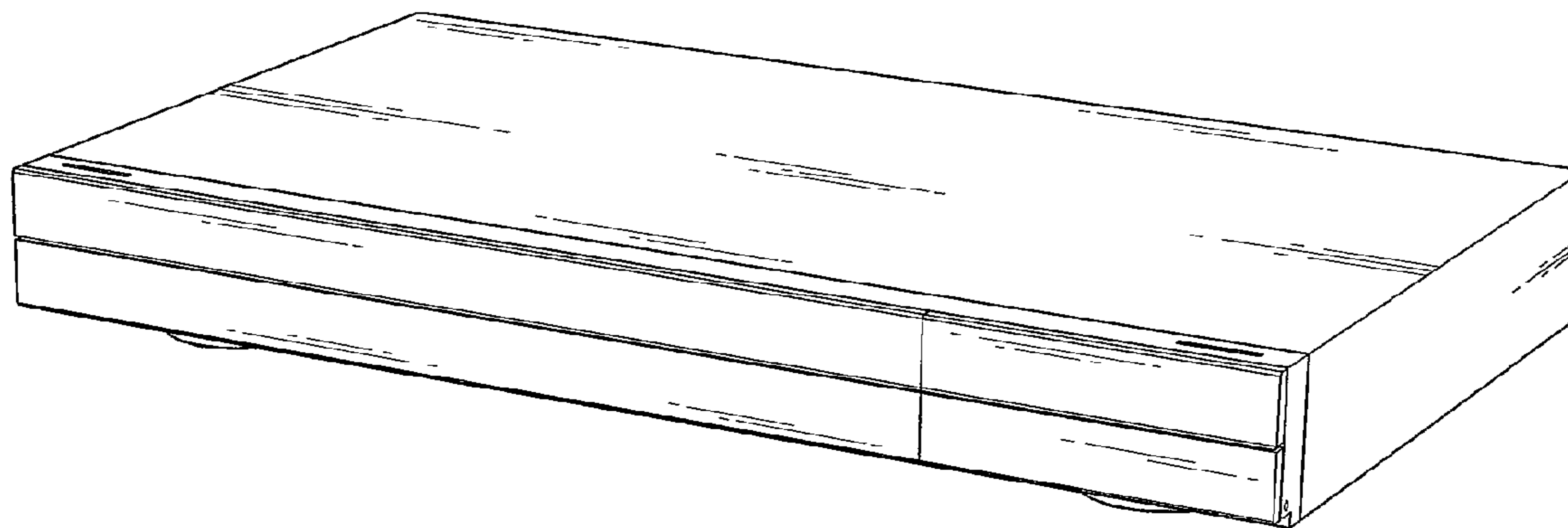


FIG. 1

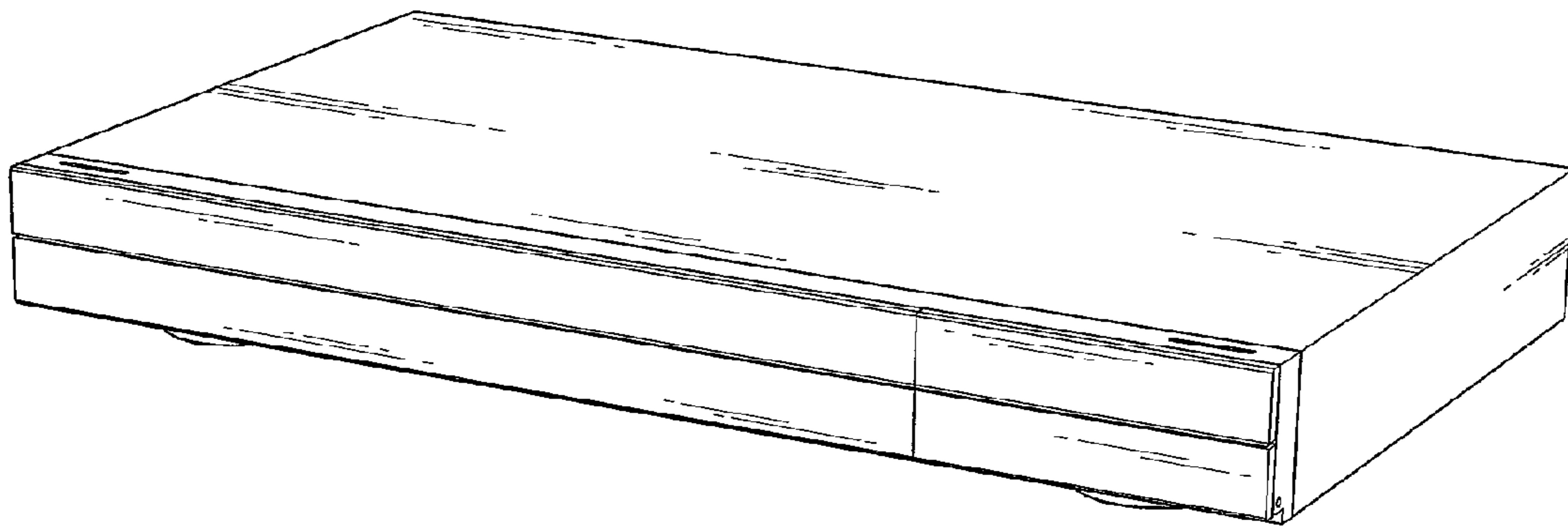


FIG. 2




FIG. 3

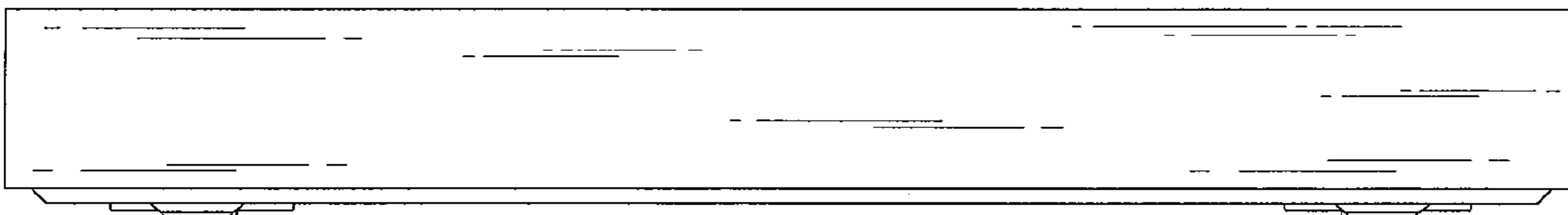


FIG. 4




FIG. 5

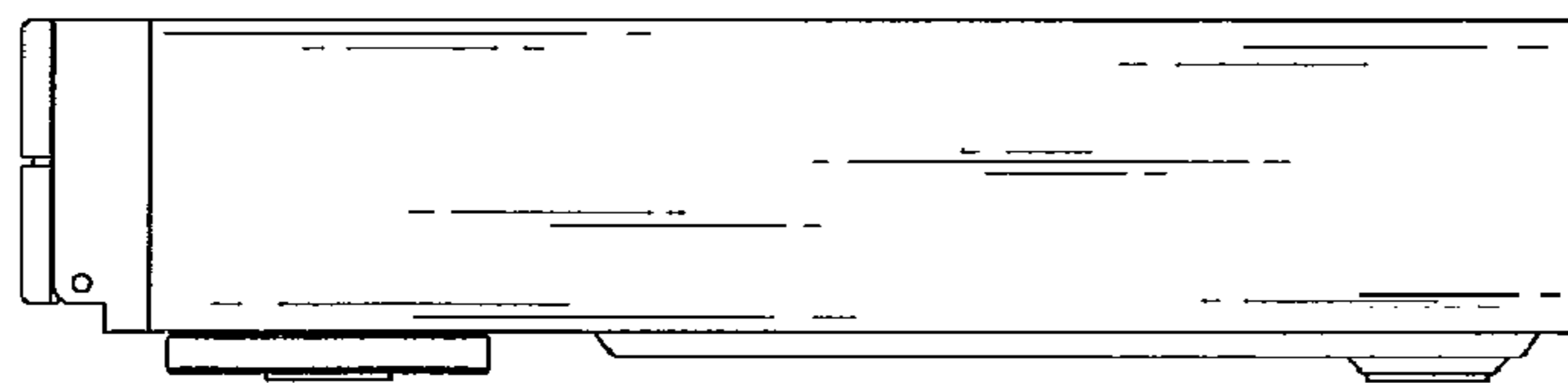


FIG. 6

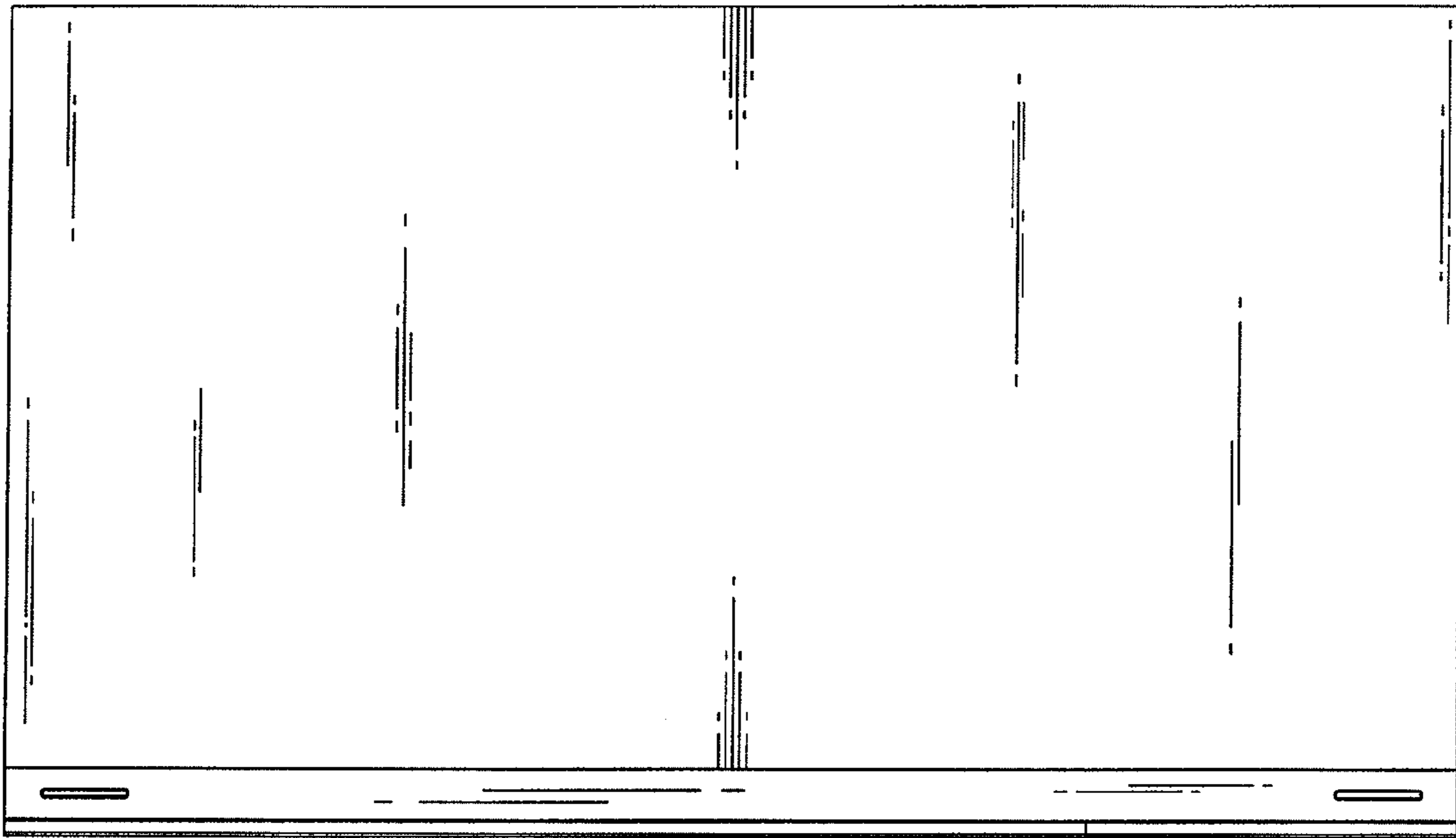


FIG. 7

