



US00D654076S

(12) **United States Design Patent**
Wong et al.

(10) **Patent No.:** **US D654,076 S**
(45) **Date of Patent:** **** *Feb. 14, 2012**

(54) **DISPLAY DEVICE**

(75) Inventors: **Glenn A. Wong**, Foster City, CA (US);
Kevin L. Massaro, Houston, TX (US);
Mark D. Senatori, The Woodlands, TX
(US); **Mark C. Solomon**, San Jose, CA
(US)

(73) Assignee: **Hewlett-Packard Company**, Palo Alto,
CA (US)

(*) Notice: This patent is subject to a terminal dis-
claimer.

(**) Term: **14 Years**

(21) Appl. No.: **29/360,876**

(22) Filed: **Apr. 30, 2010**

(51) **LOC (9) Cl.** **14-02**

(52) **U.S. Cl.** **D14/371**

(58) **Field of Classification Search** D14/371-376,
D14/125-129, 336, 337, 306, 441; D6/308,
D6/311; 345/104, 156, 173, 174, 901-905;
348/180, 184, 325, 739; 361/679.08, 679.23;
349/1, 2, 11, 58; 248/917-924, 371; 341/12

See application file for complete search history.

(56) **References Cited**

U.S. PATENT DOCUMENTS

D458,238	S	*	6/2002	Niitsu	D14/126
D495,706	S	*	9/2004	Lin et al.	D14/374
D500,501	S	*	1/2005	Davis	D14/441
D500,502	S	*	1/2005	Davis	D14/441
6,837,469	B2	*	1/2005	Wu et al.	248/278.1

* cited by examiner

Primary Examiner — Freda Nunn

(57) **CLAIM**

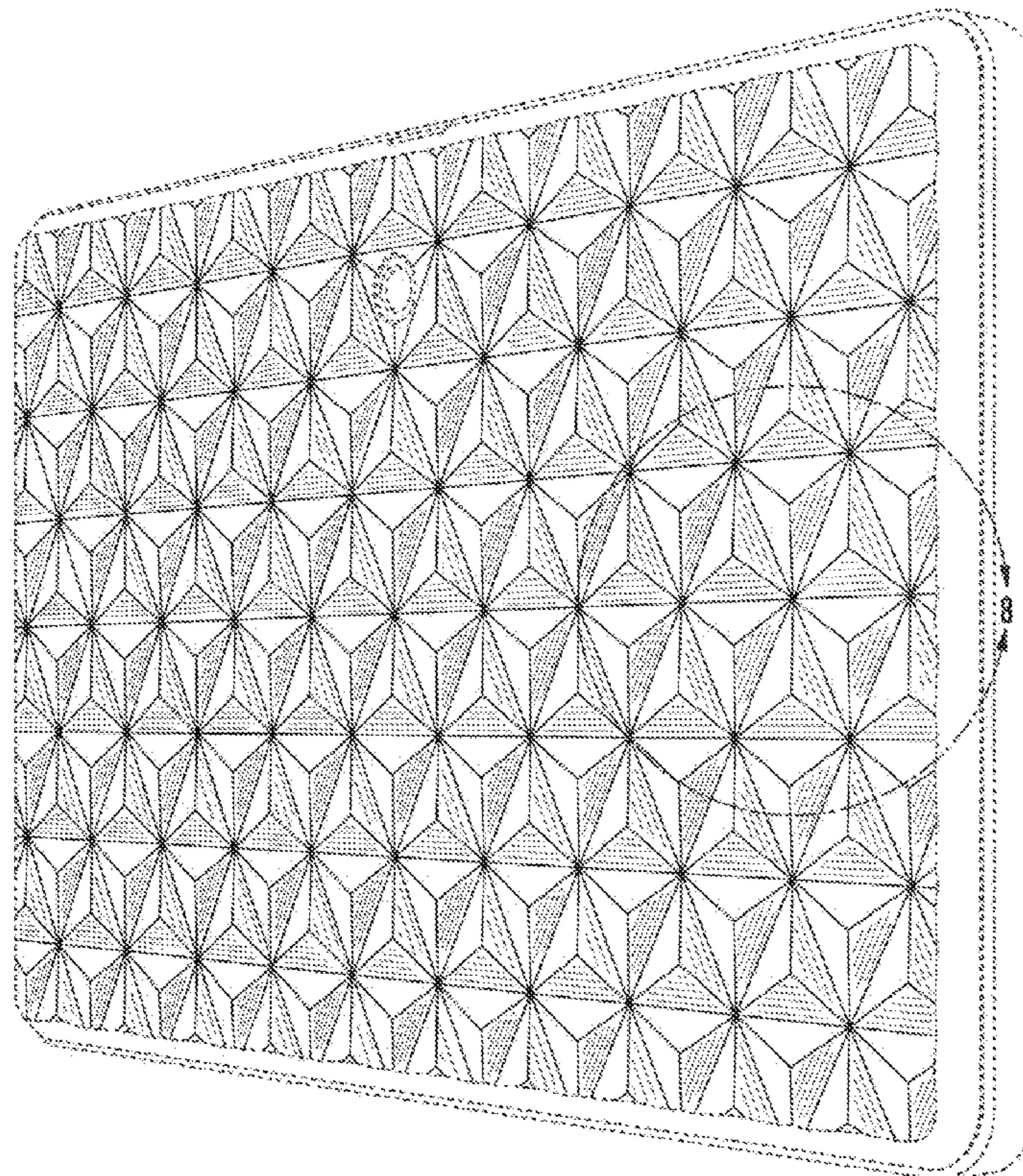
We claim the ornamental design for a display device, as
shown and described.

DESCRIPTION

FIG. 1 is a rear perspective view of a display device;
FIG. 2 is a front view thereof;
FIG. 3 is a rear view thereof;
FIG. 4 is a top view thereof;
FIG. 5 is a bottom view thereof;
FIG. 6 is a left side view thereof;
FIG. 7 is a right side view thereof;
FIG. 8 is an enlarged fragmentary view thereof taken along
line 8-8 of FIG. 1; and,
FIG. 9 is an enlarged fragmentary view thereof taken along
line 9-9 of FIG. 7.

The dash-dash broken lines in the drawings are environmen-
tal lines while the short dash-long dash lines are boundary
lines, neither of which are part of the claimed design.

1 Claim, 7 Drawing Sheets



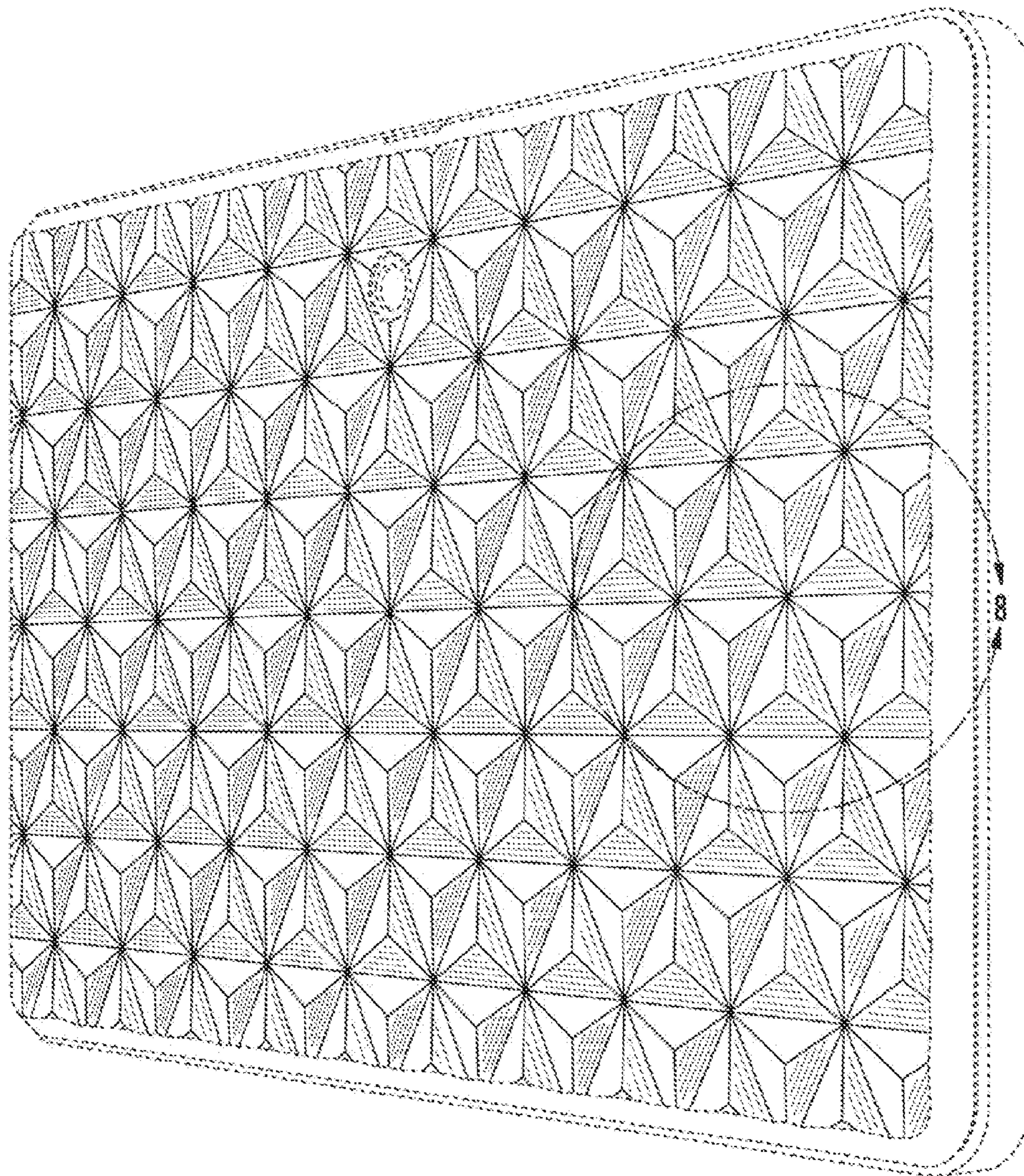


FIG. 1




FIG. 2




FIG. 3




FIG. 4




FIG. 5




FIG. 6

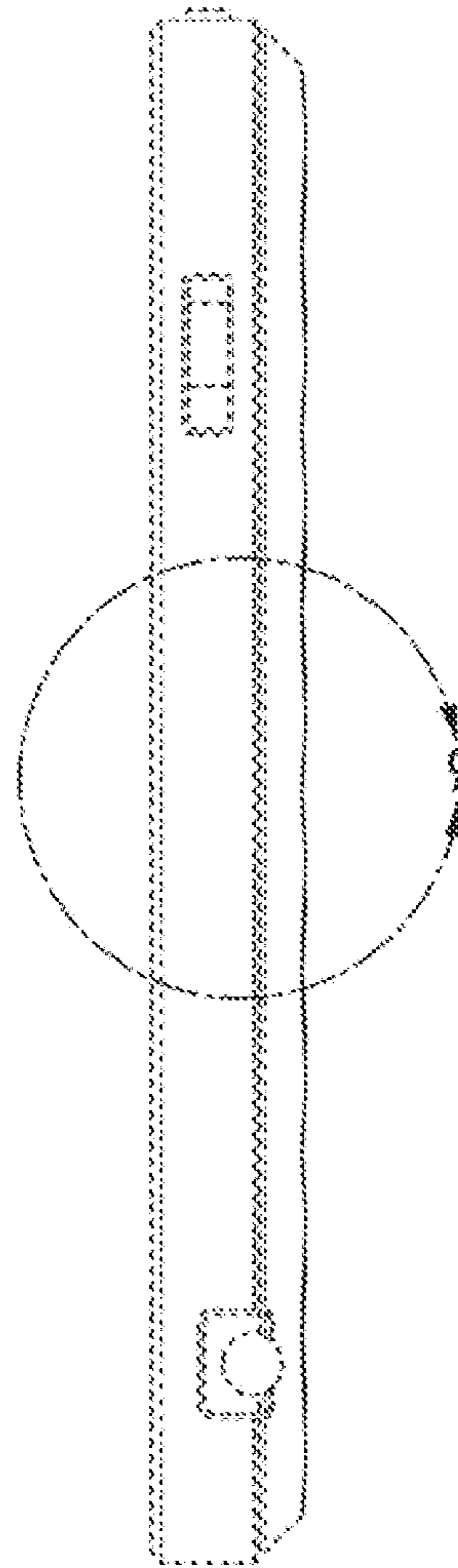


FIG. 7

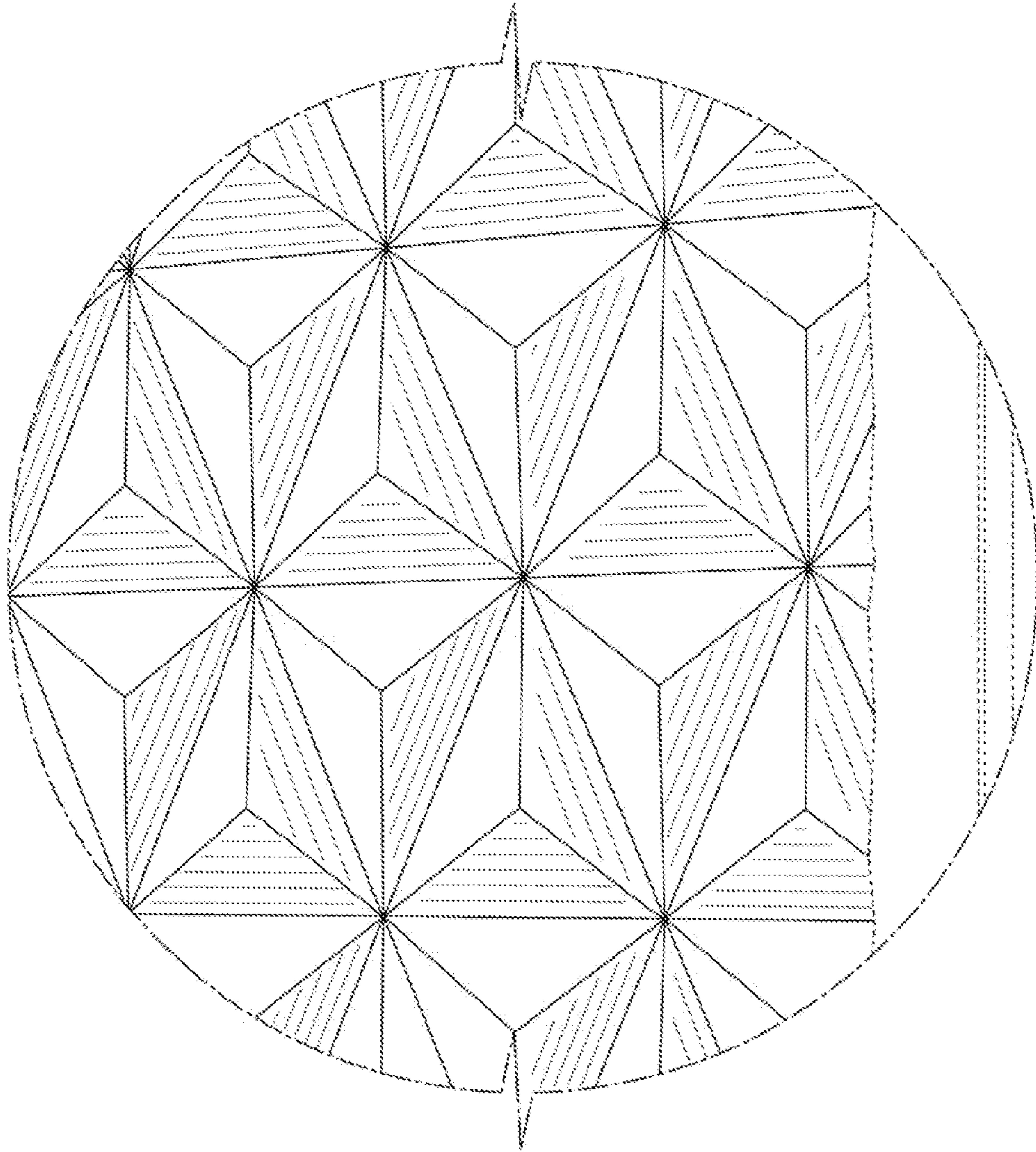


FIG. 8




FIG. 9