



US00D654073S

(12) **United States Design Patent**
Li

(10) **Patent No.:** **US D654,073 S**
(45) **Date of Patent:** **** Feb. 14, 2012**

- (54) **TABLET PERSONAL COMPUTER**
 - (76) Inventor: **Xiao Hong Li**, Shenzhen (CN)
 - (**) Term: **14 Years**
 - (21) Appl. No.: **29/382,004**
 - (22) Filed: **Dec. 28, 2010**
 - (51) **LOC (9) Cl.** **14-02**
 - (52) **U.S. Cl.** **D14/341**
 - (58) **Field of Classification Search** D14/341-347,
D14/137, 138, 138.1, 138 AA, 138 R, 138 AB,
D14/138 AC, 138 AD, 138 C, 138 G, 496,
D14/203.1, 203.3, 203.4, 203.5, 203.7, 426,
D14/427, 432, 429, 129, 130, 420, 439-441,
D14/448, 125, 147, 156, 218, 247-248, 250,
D14/389, 388, 315-318; D10/65, 104; D18/6-7;
D21/324, 329, 330; D19/26, 59, 60; 455/556.1,
455/556.2, 566, 575.1, 90.3; 379/433.04,
379/433.01, 433.06, 916; 345/169, 173,
345/901, 905; 361/679.26, 679.27, 679.3,
361/679.55, 679.56
- See application file for complete search history.

(56) **References Cited**

U.S. PATENT DOCUMENTS

- D308,055 S * 5/1990 Tedham et al. D14/389
- D514,590 S * 2/2006 Naruki D14/203.3

- D519,997 S * 5/2006 Hirota D14/341
- D525,973 S * 8/2006 Julian et al. D14/371
- D558,763 S * 1/2008 Morganstern et al. D14/480.7
- D590,796 S * 4/2009 Kim et al. D14/138 AD
- D593,526 S * 6/2009 Tang D14/138 G
- D608,322 S * 1/2010 Kim D14/138 G
- D626,549 S * 11/2010 Chiu D14/341
- D627,779 S * 11/2010 Liao D14/341
- D630,629 S * 1/2011 Seifert et al. D14/341
- D635,972 S * 4/2011 Miyazawa et al. D14/341
- D640,578 S * 6/2011 Aihara et al. D10/65

* cited by examiner

Primary Examiner — Barbara Fox


(57) **CLAIM**

The ornamental design for the tablet personal computer, as shown.


DESCRIPTION

FIG. 1 is the perspective view of the front view of the tablet personal computer showing my new design;
 FIG. 2 is the perspective view of the rear view thereof;
 FIG. 3 is the front elevational view thereof;
 FIG. 4 is the rear elevational view thereof;
 FIG. 5 is the left side view thereof;
 FIG. 6 is the right side view thereof;
 FIG. 7 is the top plan view thereof; and,
 FIG. 8 is the bottom plan view thereof.

1 Claim, 7 Drawing Sheets



Perspective View of Front Side



Front Elevational View




Fig.1 Perspective View of Front Side

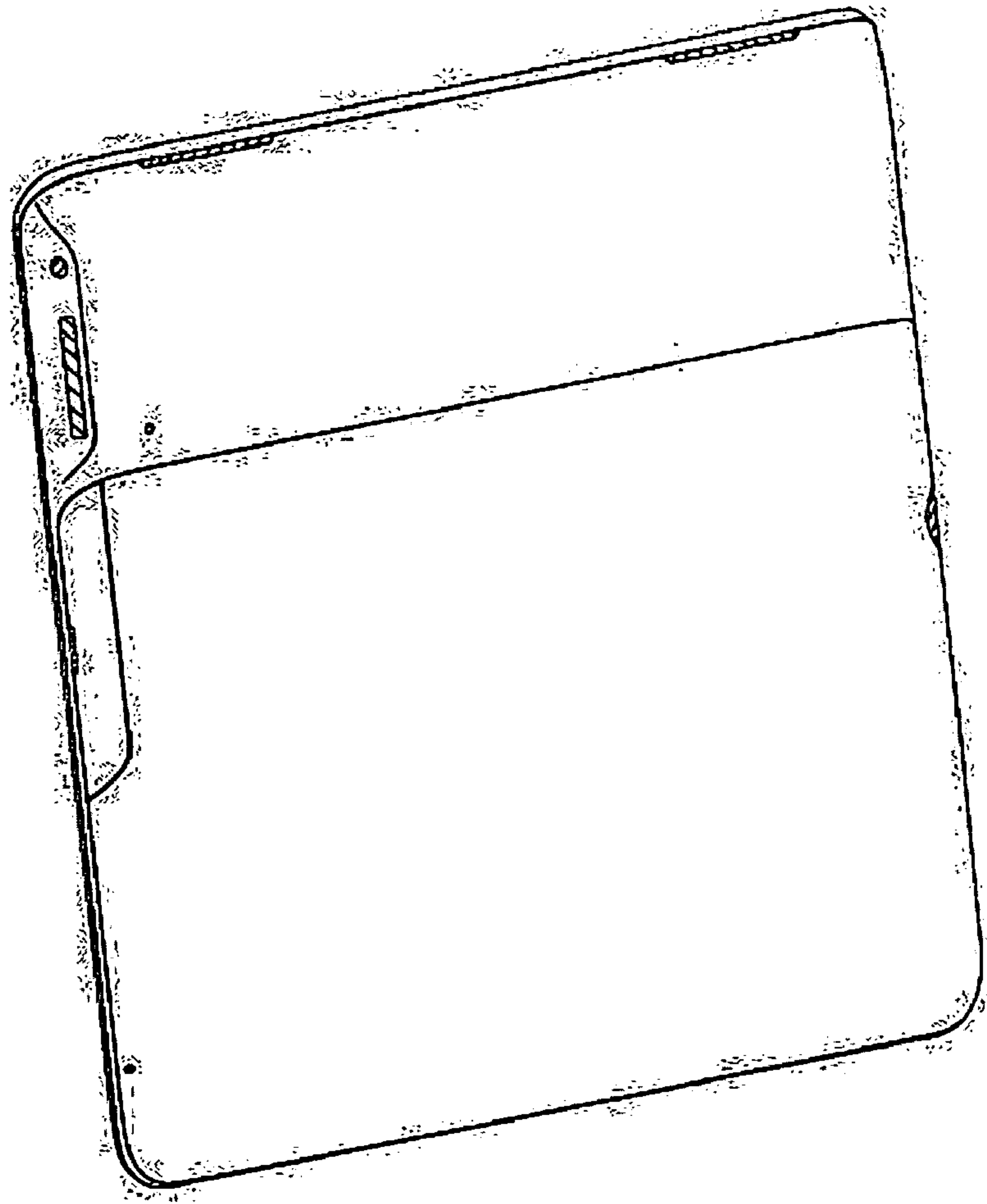


Fig.2 Perspective View of Rear Side




Fig.3 Front Elevational View




Fig.4 Rear Elevational View



Fig.5 Left Side View




Fig.6 Right Side View




Fig.7 Top Plan View

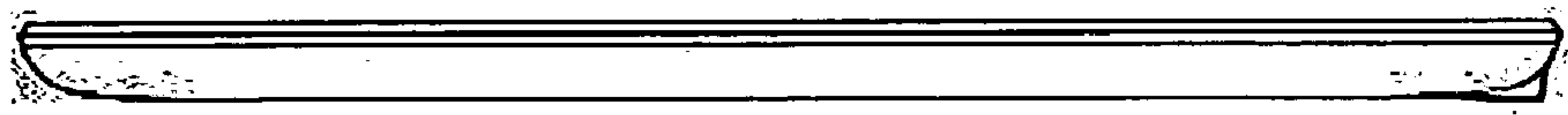


Fig.8 Bottom Plan View