



US00D654064S

(12) **United States Design Patent**  
**Sergi**

(10) **Patent No.:** **US D654,064 S**

(45) **Date of Patent:** **\*\* Feb. 14, 2012**

(54) **PLATE FOR AN ANTENNA MAST**

(76) Inventor: **Paul D. Sergi**, Peninsula, OH (US)

(\*\*) Term: **14 Years**

(21) Appl. No.: **29/391,883**

(22) Filed: **May 13, 2011**

(51) **LOC (9) Cl.** ..... **14-03**

(52) **U.S. Cl.** ..... **D14/238**

(58) **Field of Classification Search** ..... D14/230-238,  
D14/354, 299, 358; D6/495; D16/242; 343/700 R,  
343/878-892; 455/561; D8/354

See application file for complete search history.

(56) **References Cited**

U.S. PATENT DOCUMENTS

D419,430 S *	1/2000	Williams	.....	D8/382
D434,304 S *	11/2000	Willett	.....	D8/354
6,766,992 B1 *	7/2004	Parker	.....	248/300
D514,923 S *	2/2006	Brown	.....	D8/354
D533,547 S *	12/2006	Sergi	.....	D14/238
D534,904 S *	1/2007	Crawford	.....	D14/238
D535,985 S *	1/2007	Sergi	.....	D14/238
D562,416 S *	2/2008	Fedriga et al.	.....	D21/694

7,432,875 B1	10/2008	Sergi	
D598,274 S *	8/2009	Nerskov	..... D8/354
D637,897 S *	5/2011	Tedesco et al.	..... D8/394

\* cited by examiner

*Primary Examiner* — Celia A. Murphy

*Assistant Examiner* — John Windmuller

(74) *Attorney, Agent, or Firm* — Renner, Kenner, Greive,  
Bobak, Taylor & Weber

(57) **CLAIM**

The ornamental design for a plate for an antenna mast, as shown and described.

**DESCRIPTION**

FIG. 1 is a top, front, left side perspective view of a plate for an antenna mast showing my new design;


FIG. 2 is a front elevational view thereof; the rear elevational view being a mirror image of the front elevational view;


FIG. 3 is a top plan view thereof;

FIG. 4 is a bottom plan view thereof; and,

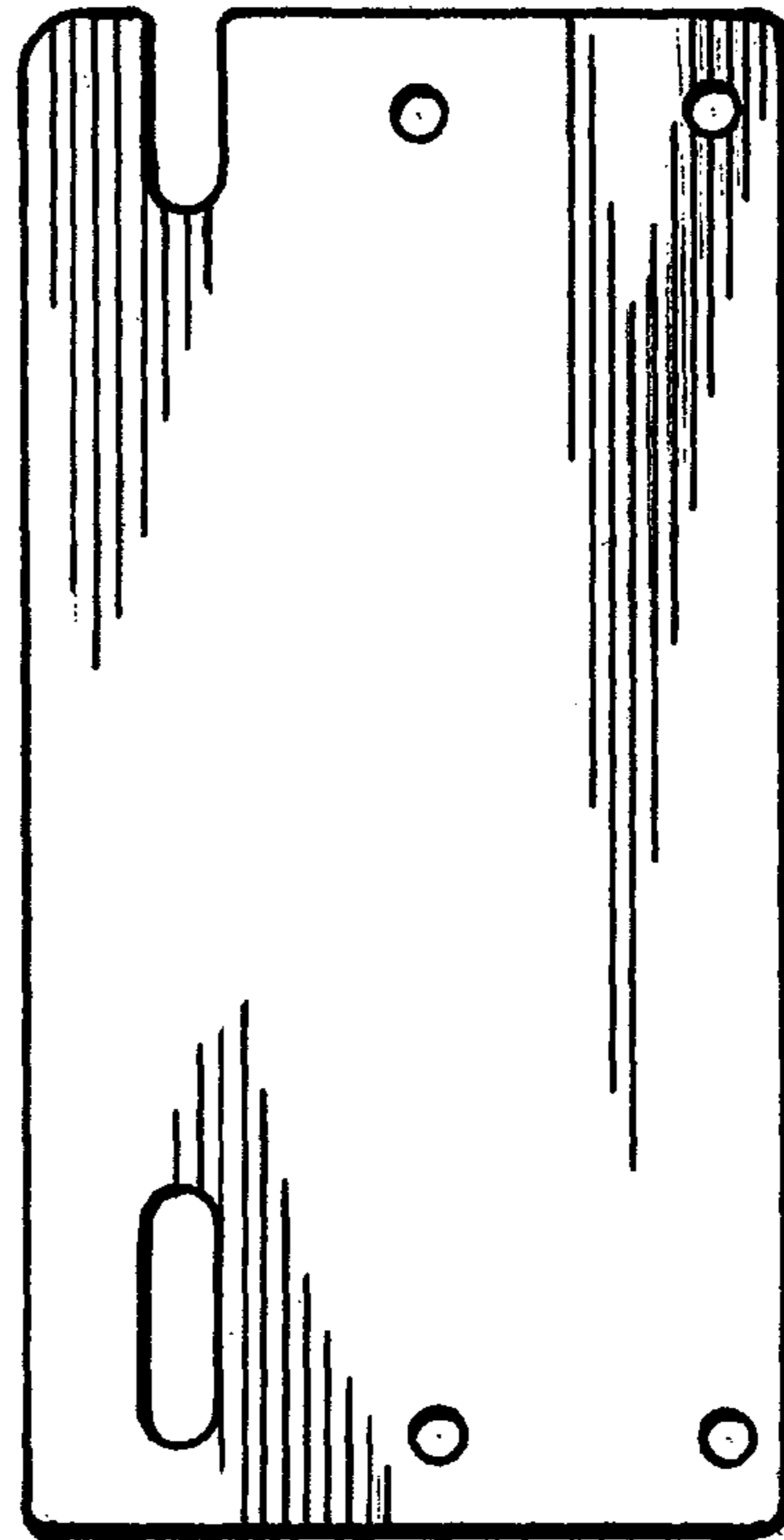
FIG. 5 is a right side elevational view thereof; the right side elevational view being identical to the left side elevational view showing my new design.

**1 Claim, 1 Drawing Sheet**





*FIG. 1*



*FIG. 2*



*FIG. 5*



*FIG. 3*



*FIG. 4*