



US00D654034S

(12) **United States Design Patent**  
**Lim et al.**

(10) **Patent No.:** **US D654,034 S**  
(45) **Date of Patent:** **\*\* Feb. 14, 2012**

(54) **PDP TELEVISION**

(75) Inventors: **Jae Won Lim**, Seoul (KR); **Jong Chul Kim**, Gyeonggi-do (KR); **Hye Young Hong**, Seoul (KR)

(73) Assignee: **LG Electronics Inc.**, Seoul (KR)

(\*\*) Term: **14 Years**

(21) Appl. No.: **29/353,724**

(22) Filed: **Jan. 13, 2010**

(30) **Foreign Application Priority Data**

Jul. 15, 2009 (KR) ..... 30-2009-0031142

(51) **LOC (9) Cl.** ..... **14-03**

(52) **U.S. Cl.** ..... **D14/126**

(58) **Field of Classification Search** ..... D14/125-134,  
D14/239, 371, 136, 374-377, 440, 450, 448,  
D14/336, 342; 312/7.2; 348/836, 838, 180,  
348/184, 325, 739; 341/12; 248/917-924,  
248/465; 345/104, 133, 156, 168, 87, 173;  
720/605, 669, 600, 655; 369/99, 197; 455/344,  
455/347; D21/329, 515, 577, 622, 333, 433,  
D21/448, 452, 450, 331; D6/477, 479, 300;  
273/148 B; 446/484, 175, 356; D10/15,  
D10/26

See application file for complete search history.

(56) **References Cited**

U.S. PATENT DOCUMENTS

D596,596	S	*	7/2009	Honda	.....	D14/126
D606,953	S	*	12/2009	Shin et al.	.....	D14/126
D617,291	S	*	6/2010	Lee	.....	D14/126
D619,978	S	*	7/2010	Kim et al.	.....	D14/126
D622,233	S	*	8/2010	Shin et al.	.....	D14/126
D624,512	S	*	9/2010	Kim et al.	.....	D14/126
D624,895	S	*	10/2010	Kasuga et al.	.....	D14/126
D626,101	S	*	10/2010	Kim et al.	.....	D14/126
D626,927	S	*	11/2010	Honda	.....	D14/126
D637,574	S	*	5/2011	Araki	.....	D14/126
D641,329	S	*	7/2011	Zhang	.....	D14/126

\* cited by examiner

*Primary Examiner* — Raphael Barkai

*Assistant Examiner* — Randall Gholson

(74) *Attorney, Agent, or Firm* — Birch, Stewart, Kolasch & Birch, LLP

(57) **CLAIM**

The ornamental design for a PDP television, as shown and described.

**DESCRIPTION**

FIG. 1 is a top, front, perspective view of a PDP television showing our new design;  
FIG. 2 is a front view thereof;  
FIG. 3 is a rear view thereof;  
FIG. 4 is a left side view thereof;  
FIG. 5 is a right side view thereof;  
FIG. 6 is a top plan view thereof; and,  
FIG. 7 is a bottom plan view thereof.

**1 Claim, 4 Drawing Sheets**

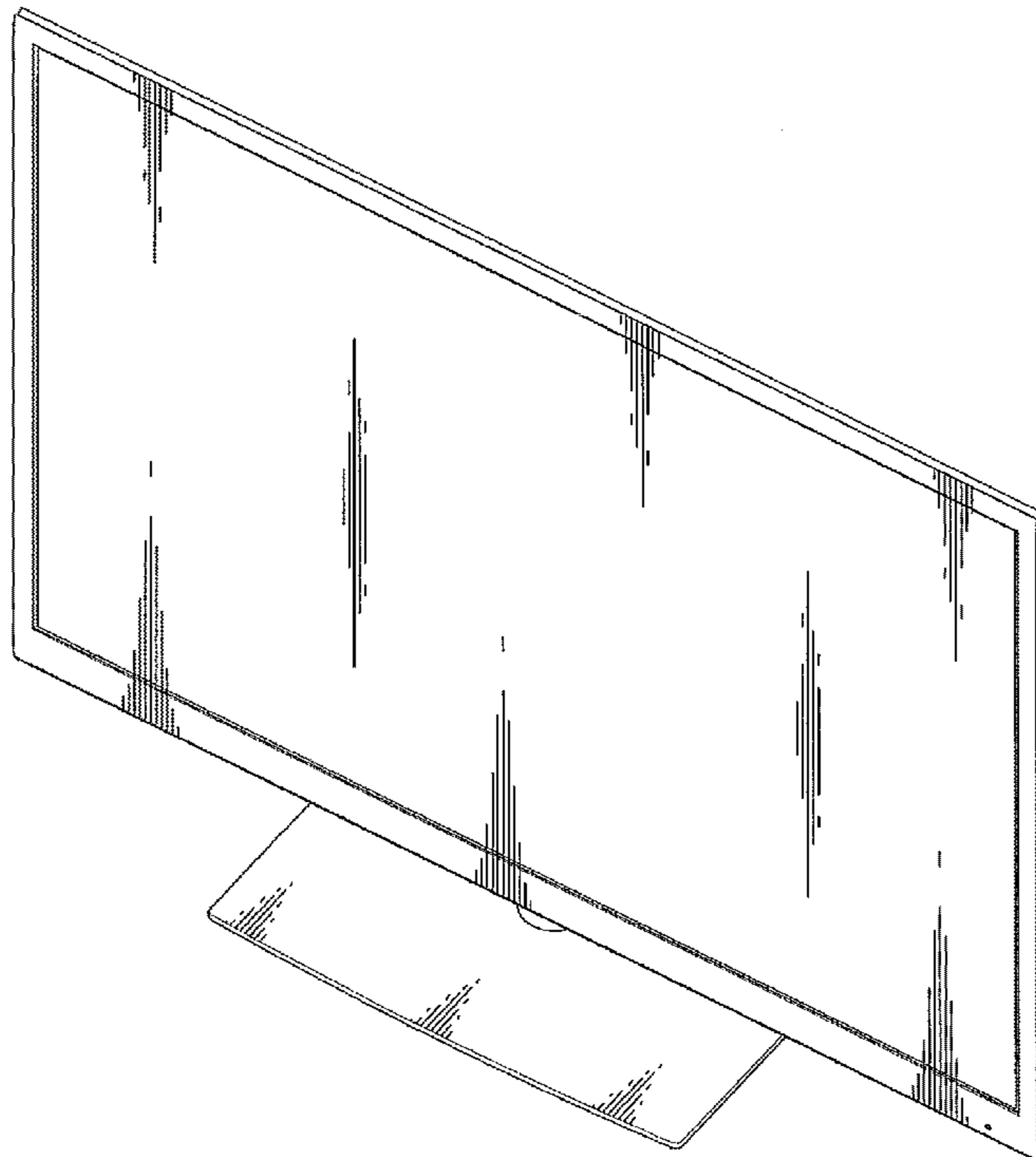


FIG. 1

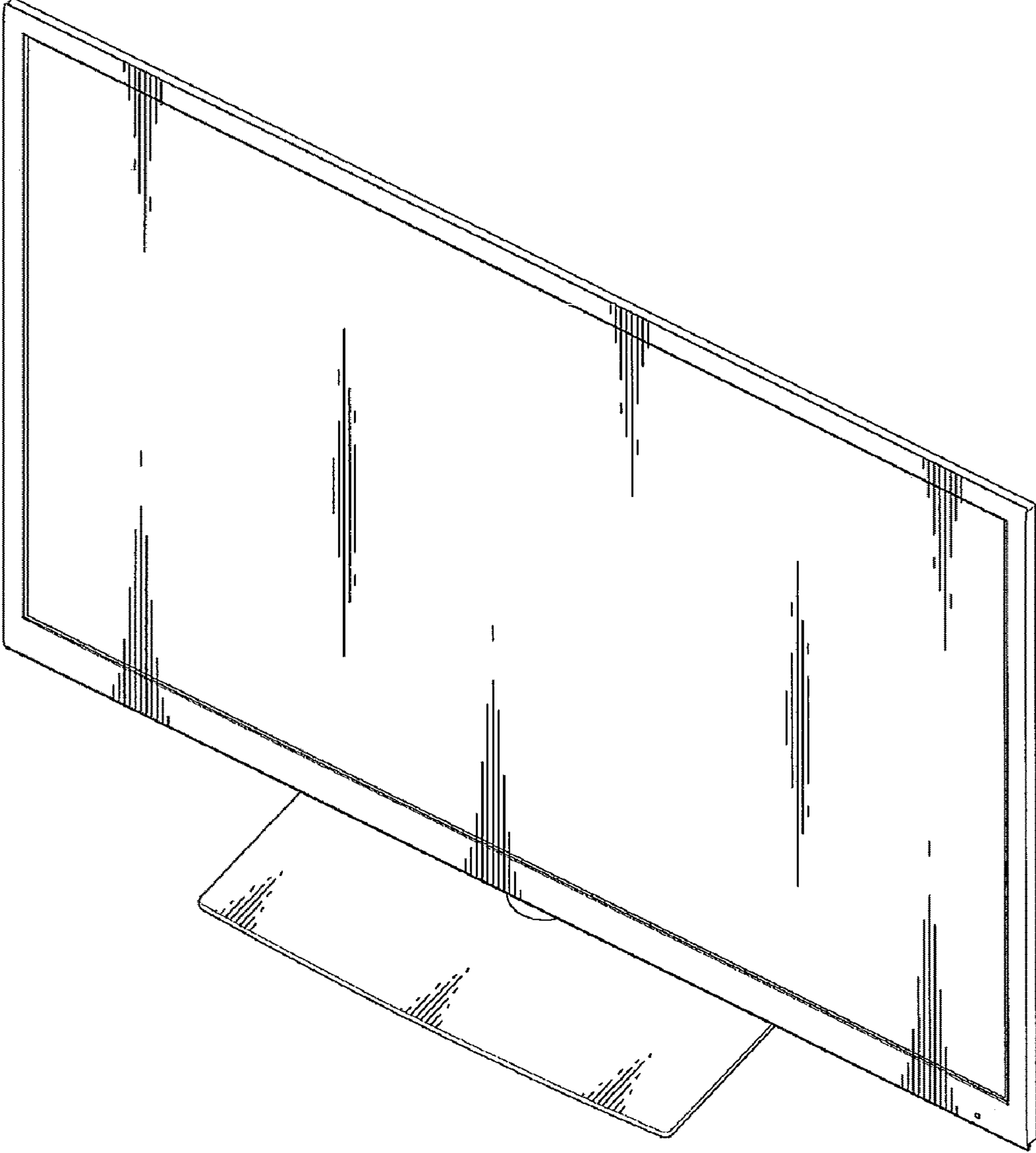


FIG. 2

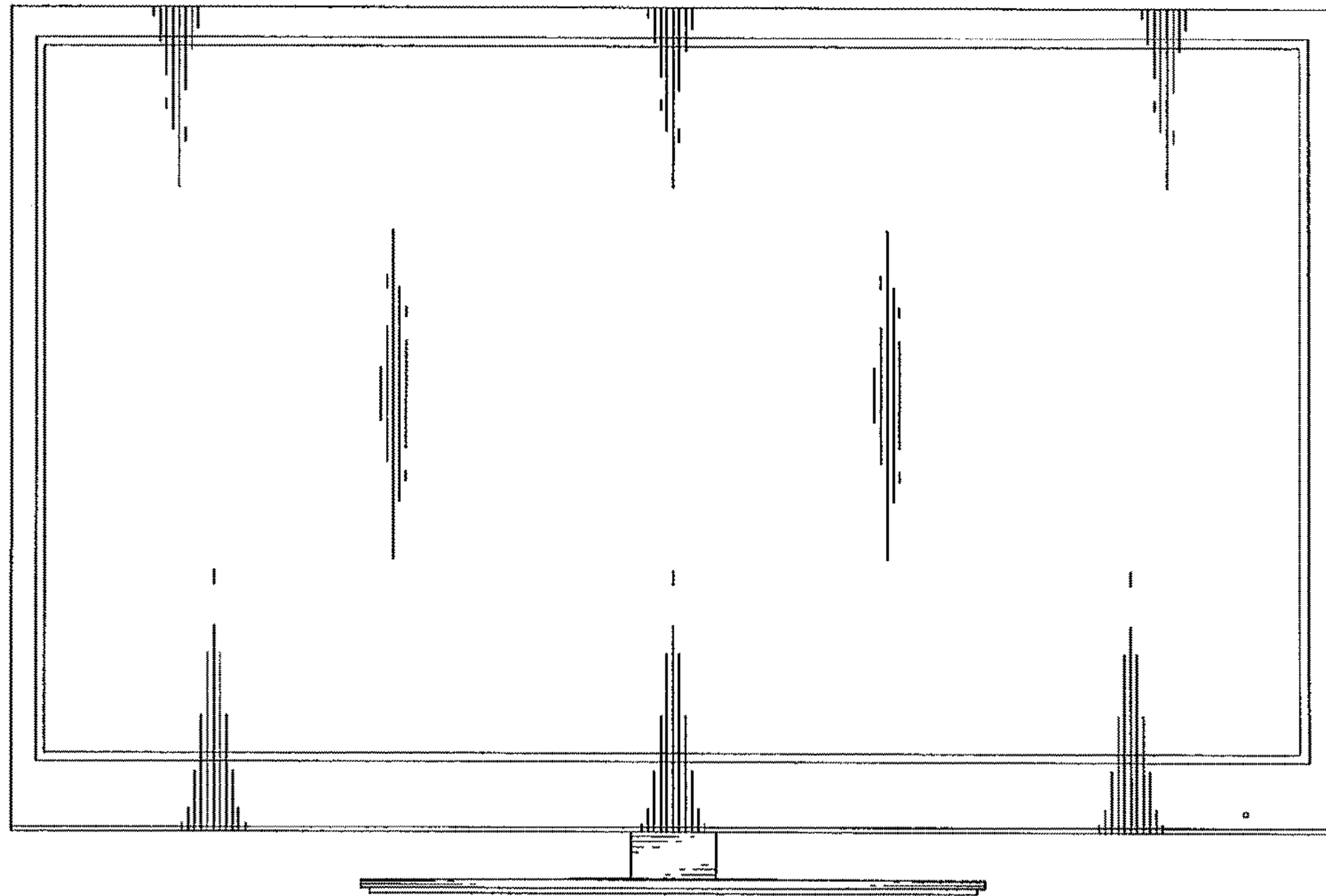
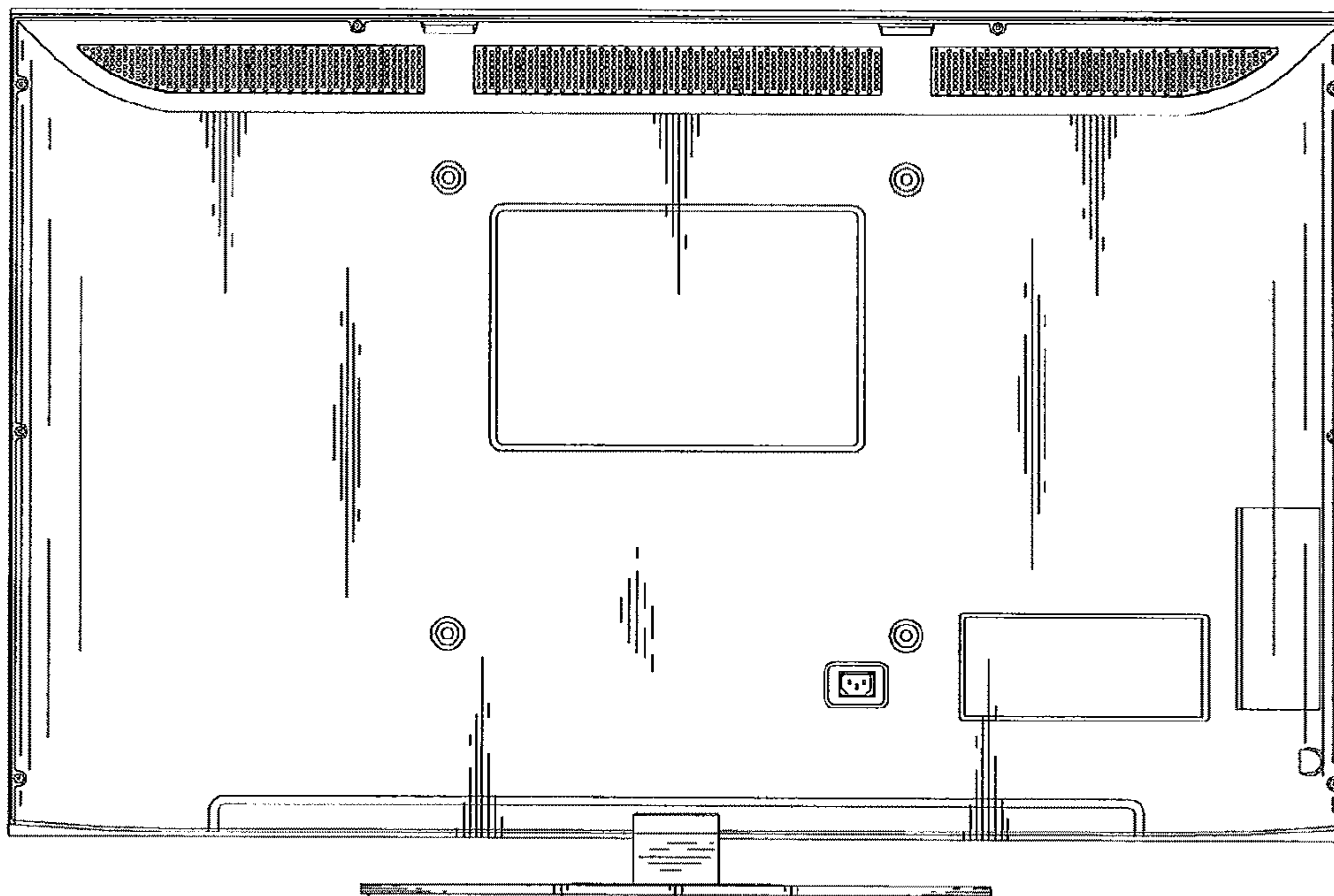


FIG. 3



# FIG. 4

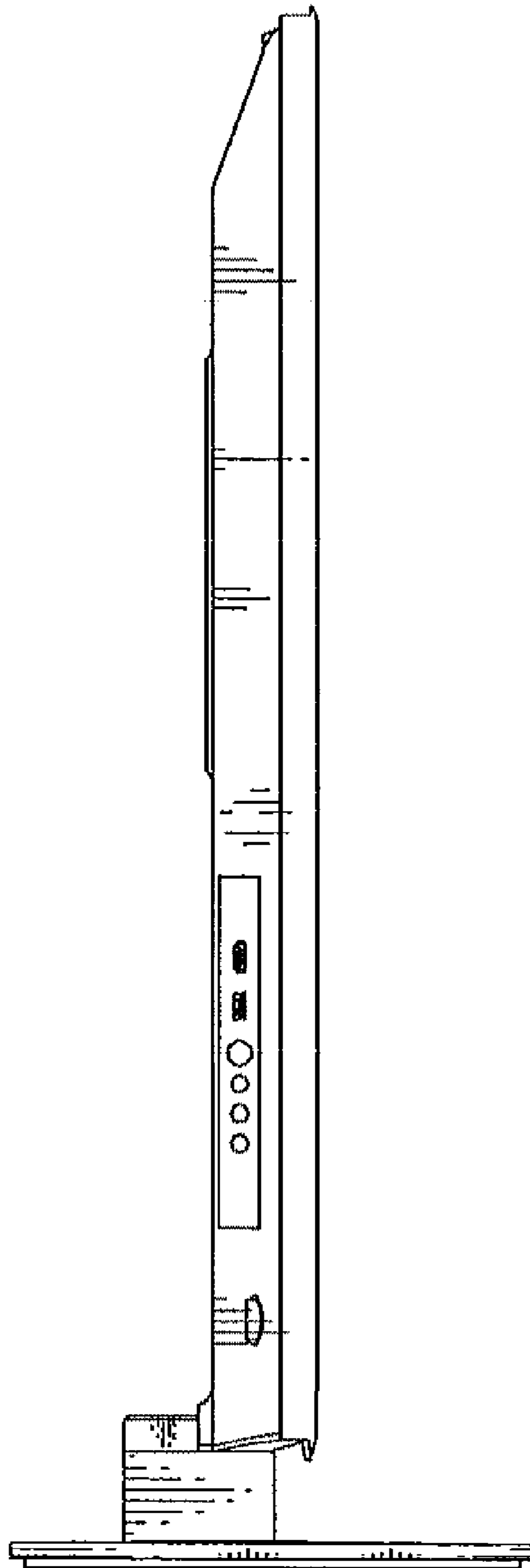


FIG. 5

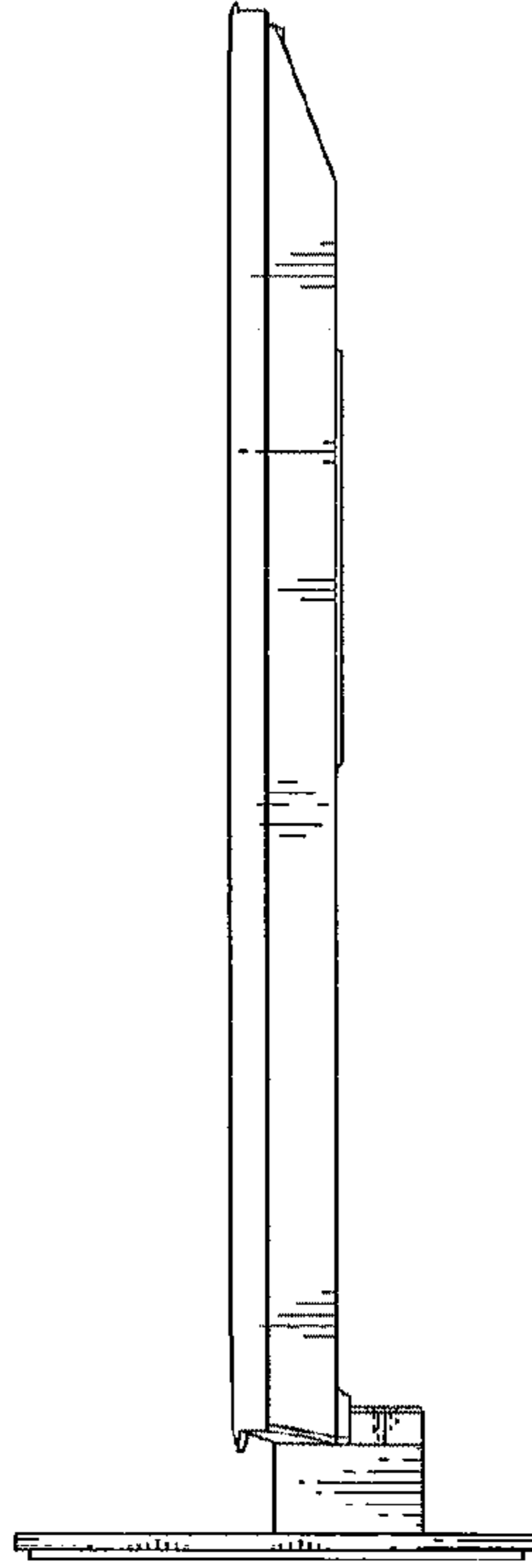


FIG. 6

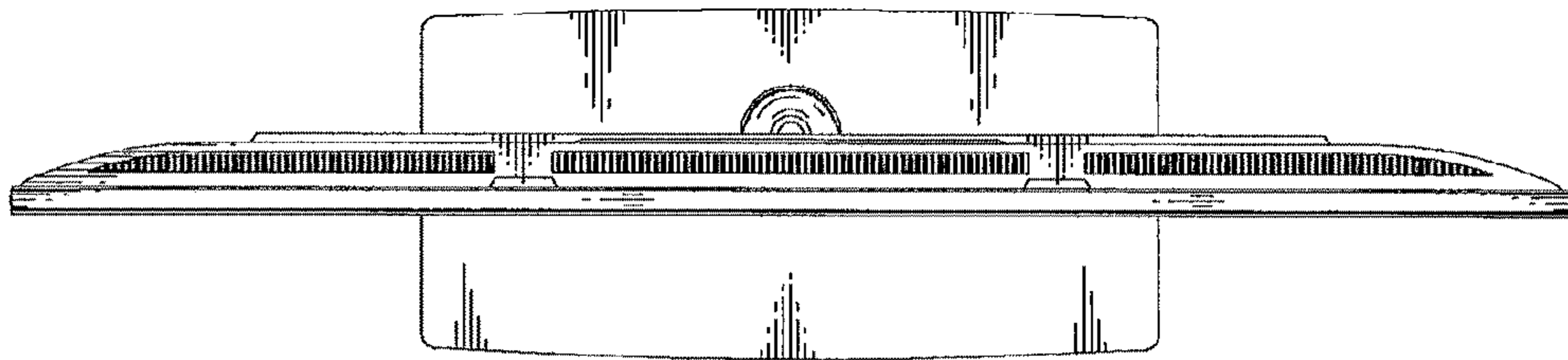


FIG. 7

