



US00D654032S

(12) **United States Design Patent**
Yu et al.

(10) **Patent No.:** **US D654,032 S**

(45) **Date of Patent:** **** *Feb. 14, 2012**

(54) **PACKAGE OF A LIGHT EMITTING DIODE**

(75) Inventors: **Chung-Hsien Yu**, Taipei (TW);
Ming-Chuan Chang, Taipei (TW)

(73) Assignees: **Silitek Electronic (Guangzhou) Co., Ltd.**, Guangzhou (CN); **Lite-On Technology Corp.**, Taipei (TW)

(*) Notice: This patent is subject to a terminal disclaimer.

(**) Term: **14 Years**

(21) Appl. No.: **29/382,822**

(22) Filed: **Jan. 7, 2011**

(51) **LOC (9) Cl.** **13-03**

(52) **U.S. Cl.** **D13/180**

(58) **Field of Classification Search** D13/180;
D26/1, 2; 257/79, 80, 81, 88, 89, 95, 98,
257/99, 100, E33.058; 313/483, 498, 500;
362/555, 800

See application file for complete search history.

(56) **References Cited**

U.S. PATENT DOCUMENTS

6,683,370 B1 * 1/2004 McDonald et al. 257/676
6,856,717 B2 * 2/2005 Kilian 385/15
D566,055 S * 4/2008 Kim D13/180

D580,891 S * 11/2008 Sung et al. D13/180
7,528,422 B2 * 5/2009 Murphy 257/99
D595,674 S * 7/2009 Wang et al. D13/180
D599,750 S * 9/2009 Kim et al. D13/180
D622,680 S * 8/2010 Lin et al. D13/180
D626,096 S * 10/2010 Ying et al. D13/180
2006/0131600 A1 * 6/2006 Nakaoka et al. 257/99
2006/0208271 A1 * 9/2006 Kim et al. 257/100
2006/0220050 A1 * 10/2006 Higaki et al. 257/99
2009/0224271 A1 * 9/2009 Seo et al. 257/98

* cited by examiner

Primary Examiner — Selina Sikder

(74) *Attorney, Agent, or Firm* — Rosenberg, Klein & Lee

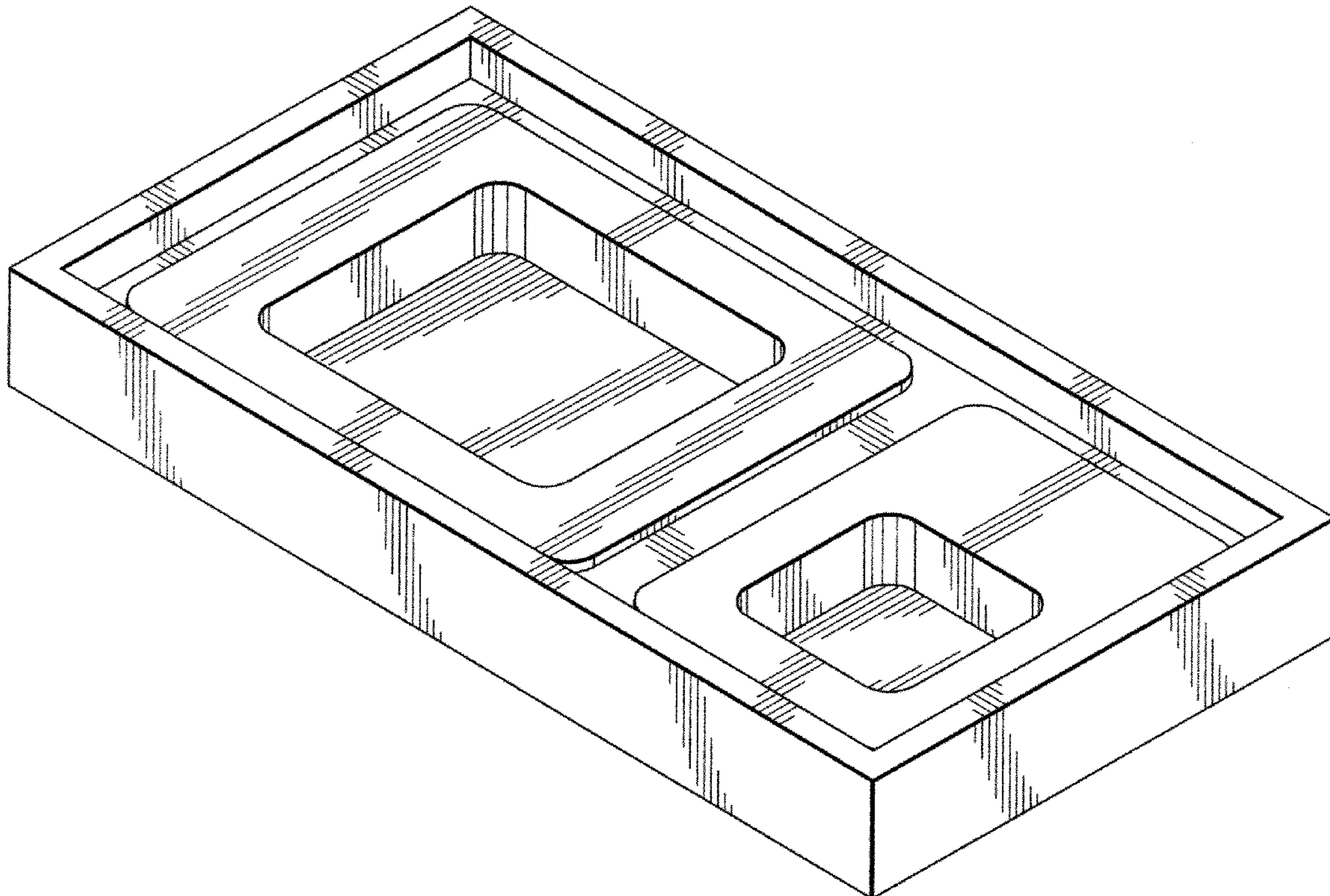
(57) **CLAIM**

The ornamental design for package of a light emitting diode, as shown and described.

DESCRIPTION

FIG. 1 is a perspective view of package of a light emitting diode showing my new design;
FIG. 2 is a front elevational view thereof;
FIG. 3 is a rear elevational view thereof;
FIG. 4 is a left side elevational view thereof;
FIG. 5 is a right side elevational view thereof;
FIG. 6 is a top plan view thereof;
FIG. 7 is a bottom plan view thereof; and,
FIG. 8 is a bottom perspective view; the portions shown in dashed lines do not form part of the design.

1 Claim, 6 Drawing Sheets



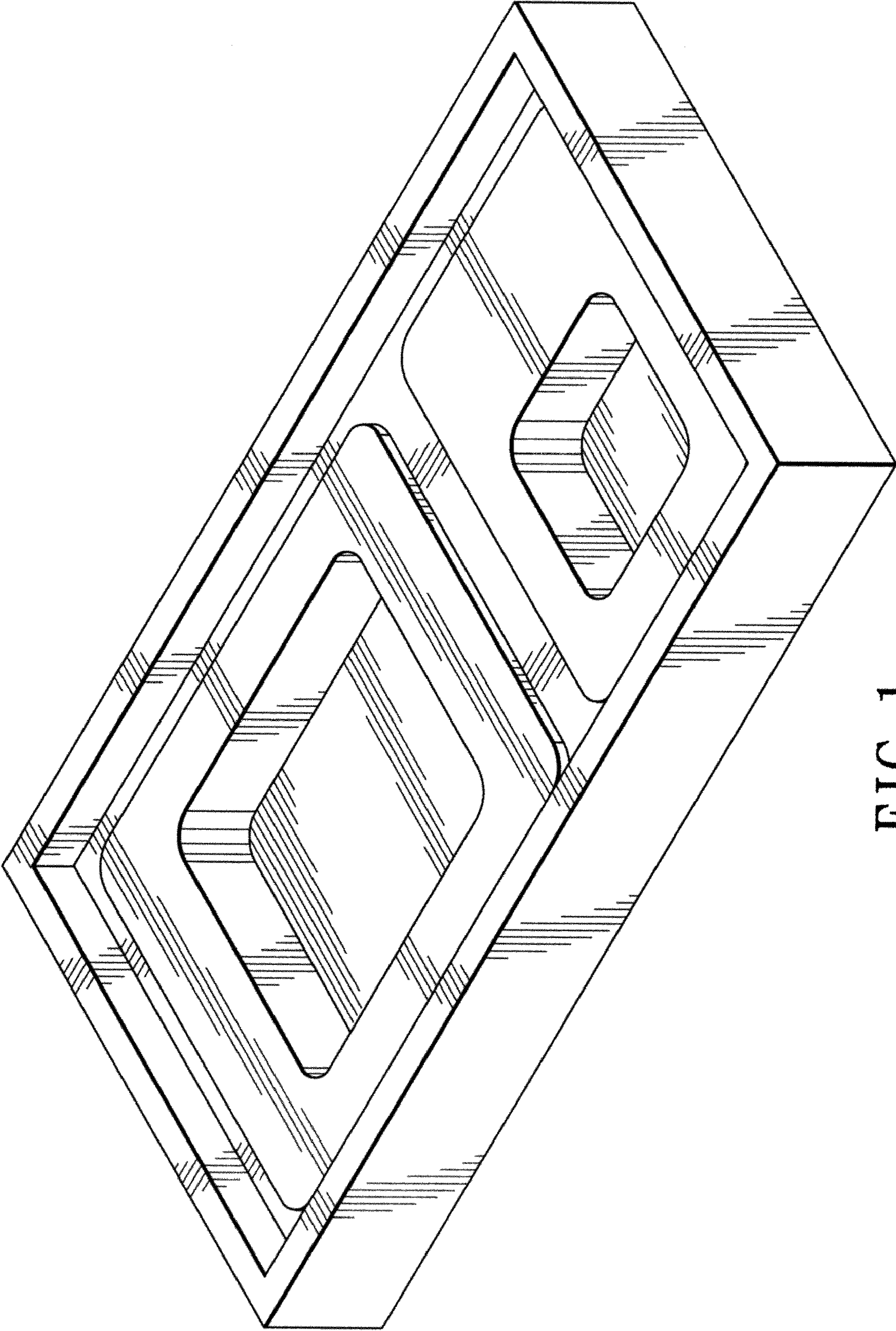


FIG. 1




FIG. 2




FIG. 3




FIG. 4




FIG. 5

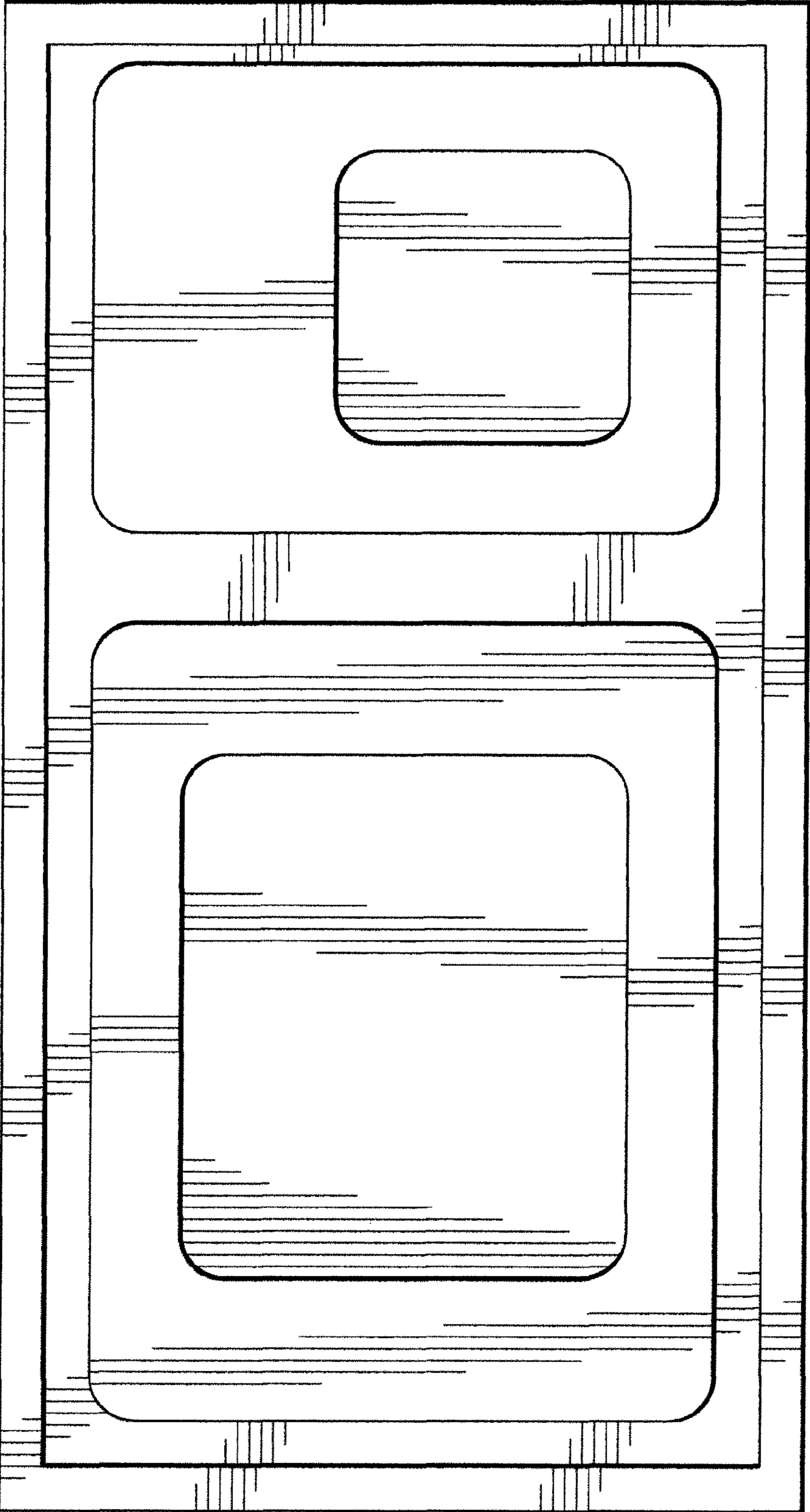


FIG. 6

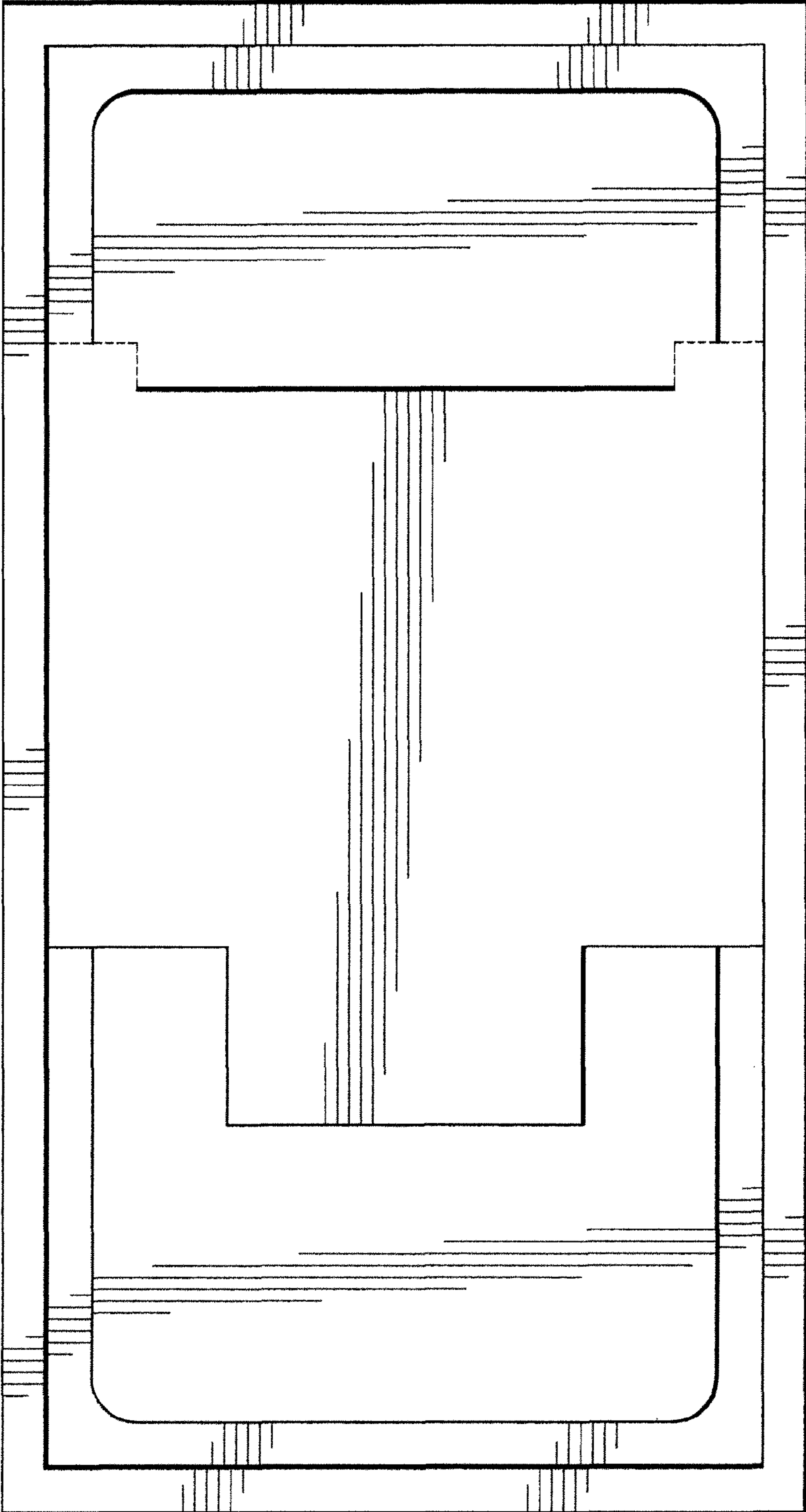


FIG. 7

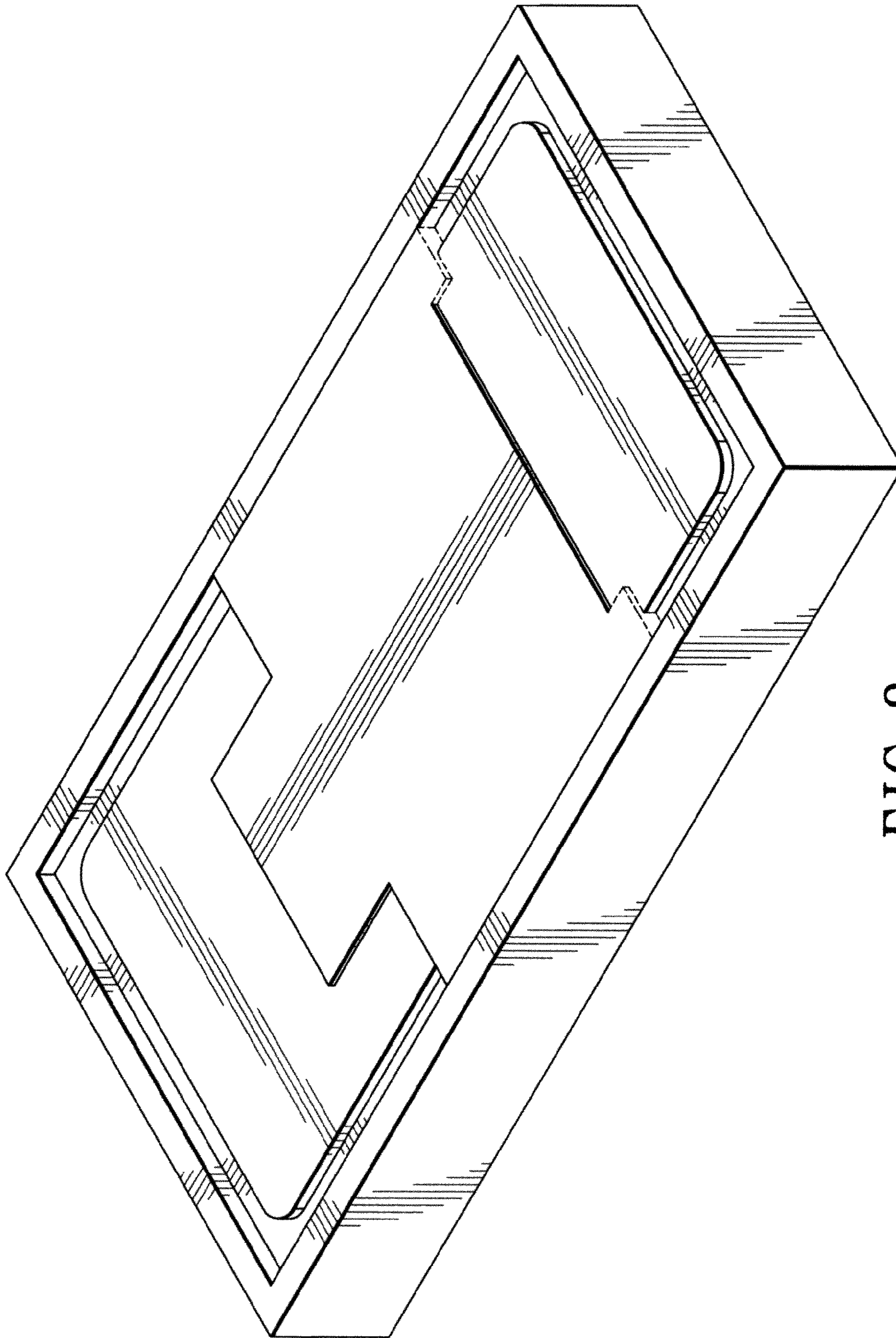


FIG. 8