



US00D654014S

(12) **United States Design Patent**
Nobunaga et al.

(10) **Patent No.:** **US D654,014 S**

(45) **Date of Patent:** **** Feb. 14, 2012**

(54) **TREAD PORTION OF AN AUTOMOBILE TIRE**

D505,387 S * 5/2005 Nonaka D12/600
D590,331 S * 4/2009 Miyazaki D12/584
D637,148 S * 5/2011 Tamura D12/600

(75) Inventors: **Yusuke Nobunaga**, Tokyo (JP); **Joseph Woodward**, Akron, OH (US)

(73) Assignee: **Bridgestone Corporation**, Tokyo (JP)

(**) Term: **14 Years**

(21) Appl. No.: **29/343,993**

(22) Filed: **Sep. 22, 2009**

(30) **Foreign Application Priority Data**

Mar. 26, 2009 (JP) 2009-006893

(51) **LOC (9) Cl.** **12-15**

(52) **U.S. Cl.** **D12/587**; D12/588

(58) **Field of Classification Search** D12/500,
D12/502, 503, 568, 571, 574, 577-579, 586-591,
D12/604, 900, 901; 152/209.1, 209.3, 209.18,
152/209.19, 209.22, 209.25, 209.27, 209.28
See application file for complete search history.

(56) **References Cited**

U.S. PATENT DOCUMENTS

D316,064 S * 4/1991 Adam et al. D12/590
D316,990 S * 5/1991 Adam et al. D12/590
D391,203 S * 2/1998 Gillard et al. D12/596

OTHER PUBLICATIONS

Denman Express Tire; 2005 Tread Design Guide, p. 68, Row 4, Item 5.*

Mitas NP 16 Tire; 2005 Tread Design Guide, p. 124, Row 2, Item 1.*

* cited by examiner

Primary Examiner — Garth Rademaker

(74) *Attorney, Agent, or Firm* — Sughrue Mion, PLLC

(57) **CLAIM**

The ornamental design for a tread portion of an automobile tire, as shown and described.

DESCRIPTION

FIG. 1 is a front view of a tread portion of an automobile tire according to the present invention; FIG. 2 is a perspective view thereof; FIG. 3 is a right side view thereof; and, FIG. 4 is a fragmentary enlarged view showing the details of the tread portion thereof.

The evenly-spaced broken lines shown in the drawings are for the purpose of showing environmental structure only and form no part of the claimed design. The dashed-dotted broken lines in the drawings are used to show the boundary between claimed and unclaimed subject matter and form no part of the claimed design.

1 Claim, 4 Drawing Sheets

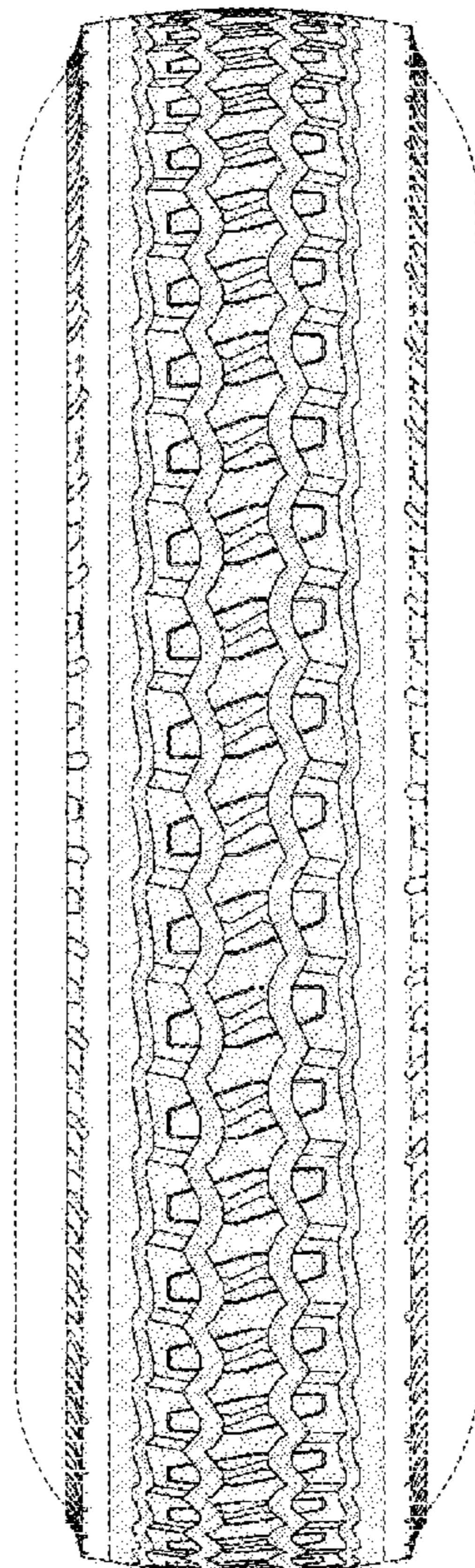


FIG. 1

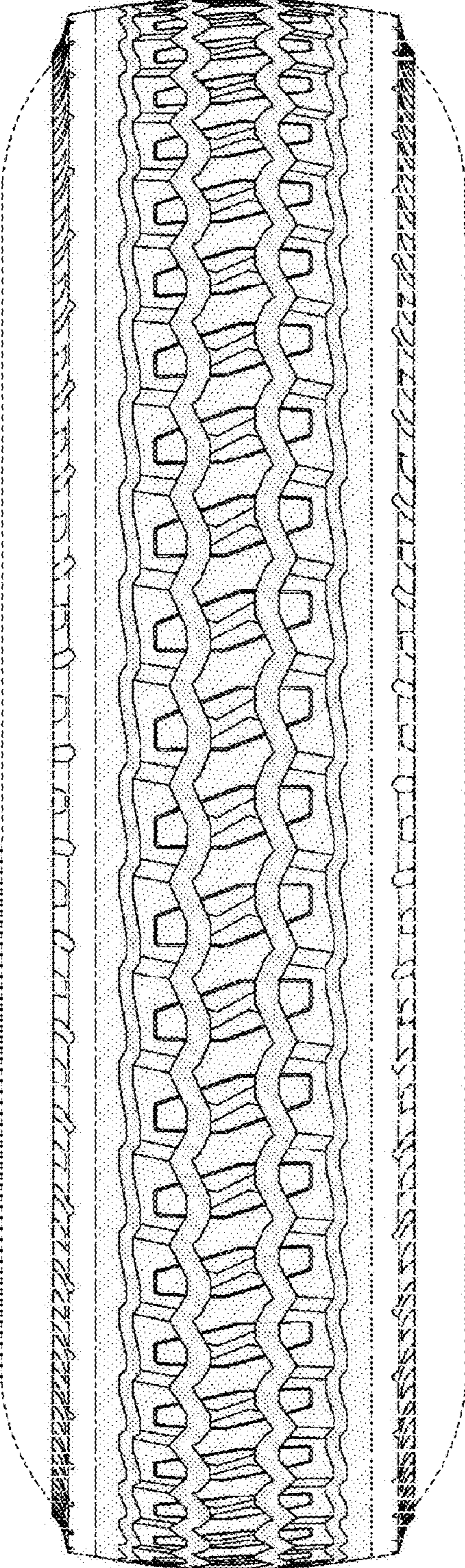


FIG. 2

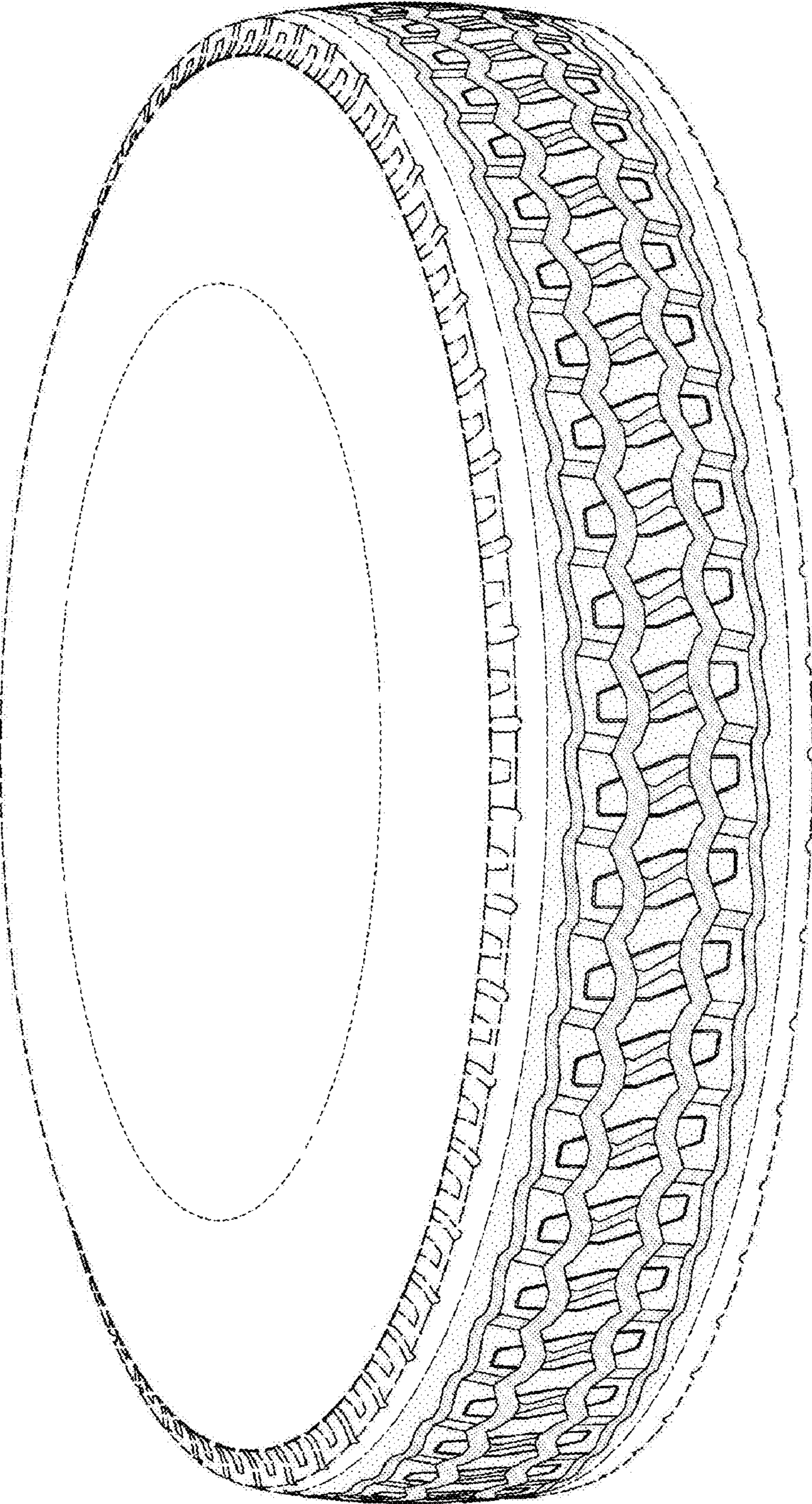


FIG. 3




FIG. 4

