



US00D654012S

(12) **United States Design Patent**
Lo

(10) **Patent No.:** **US D654,012 S**

(45) **Date of Patent:** **** Feb. 14, 2012**

(54) **TIRE**

(76) **Inventor:** **Tsai Jen Lo, Chang-Hwa (TW)**

(**) **Term:** **14 Years**

(21) **Appl. No.:** **29/400,628**

(22) **Filed:** **Aug. 31, 2011**

(51) **LOC (9) Cl.** **12-15**

(52) **U.S. Cl.** **D12/579**

(58) **Field of Classification Search** D12/536,
D12/543-544, 563-564, 568, 571, 579-603,
D12/900-901; 152/209.1-209.28, 455
See application file for complete search history.

(56) **References Cited**

U.S. PATENT DOCUMENTS

D430,832 S *	9/2000	Edwards	D12/579
D444,742 S *	7/2001	Dunlap	D12/579
D453,310 S *	2/2002	Allison et al.	D12/579
D456,344 S *	4/2002	Rooney	D12/579
D457,486 S *	5/2002	Guspodin et al.	D12/579
D487,055 S *	2/2004	Rooney et al.	D12/579

D556,124 S *	11/2007	Thum et al.	D12/579
D556,673 S *	12/2007	Missik-Gaffney et al.	..	D12/579
D556,674 S *	12/2007	Missik-Gaffney et al.	..	D12/579
D571,713 S *	6/2008	Rodicq et al.	D12/579
D580,347 S *	11/2008	Lo	D12/579
D608,272 S *	1/2010	Osaka	D12/579
D609,629 S *	2/2010	Takada et al.	D12/579
D630,999 S *	1/2011	Osaka	D12/600

* cited by examiner

Primary Examiner — Stacia Cadmus

(74) *Attorney, Agent, or Firm* — Rosenberg, Klein & Lee

(57) **CLAIM**

The ornamental design for a tire, as shown and described.


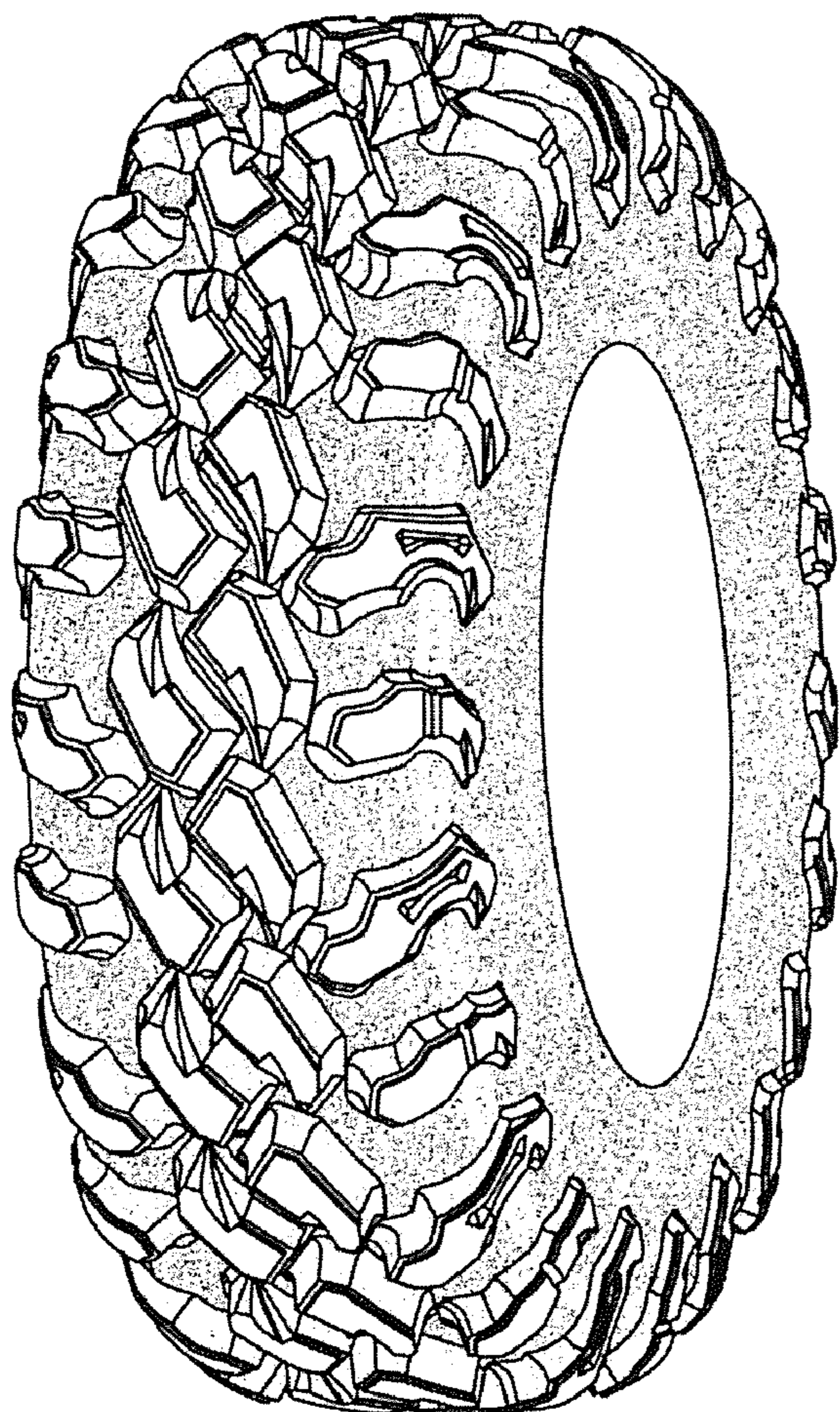
DESCRIPTION

FIG. 1 is a front right top perspective view of a tire showing my new design;

FIG. 2 is a front elevational view thereof, the opposite side being a mirror image; and,

FIG. 3 is a right side elevational view thereof, the opposite side being a mirror image.

1 Claim, 3 Drawing Sheets



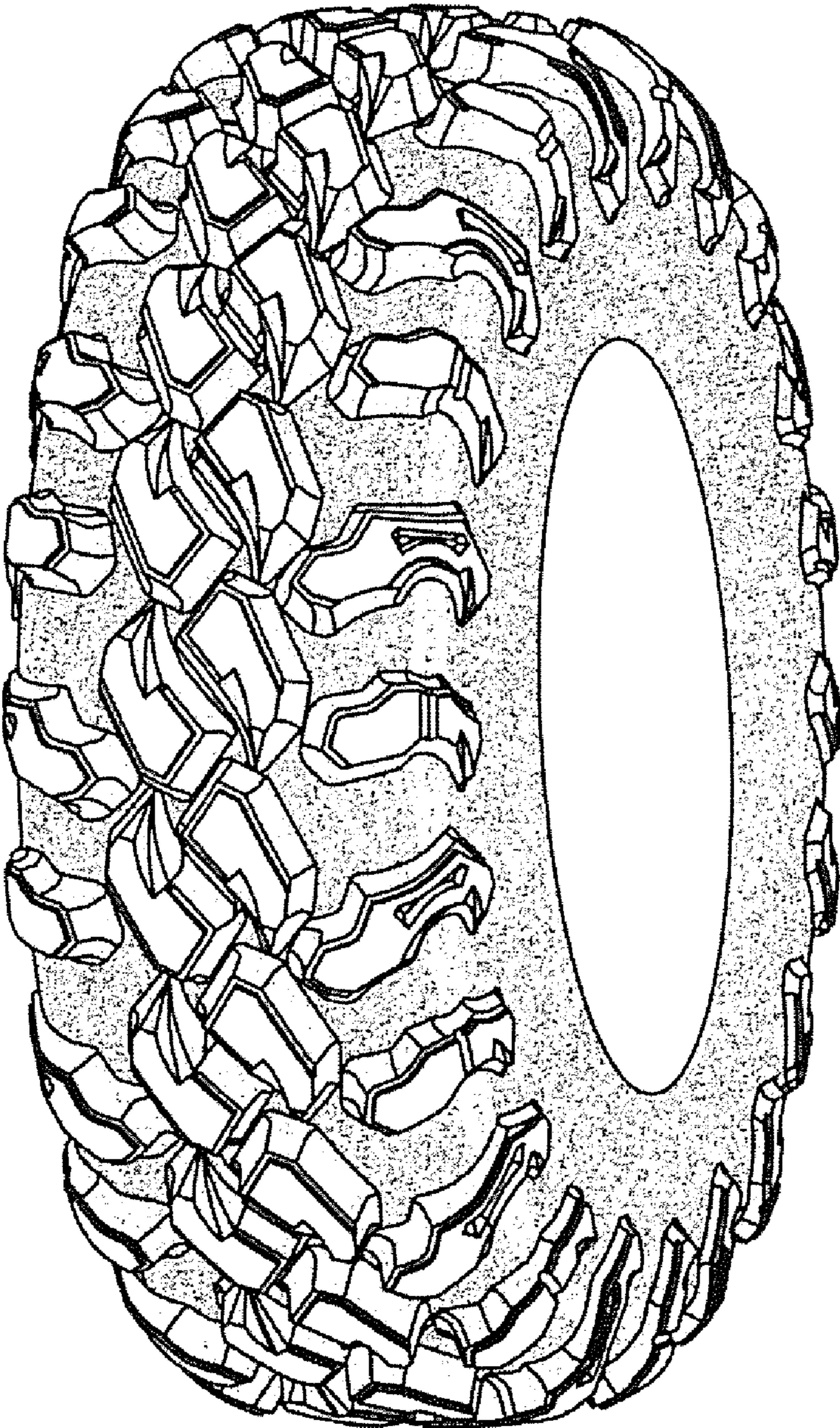


FIG. 1

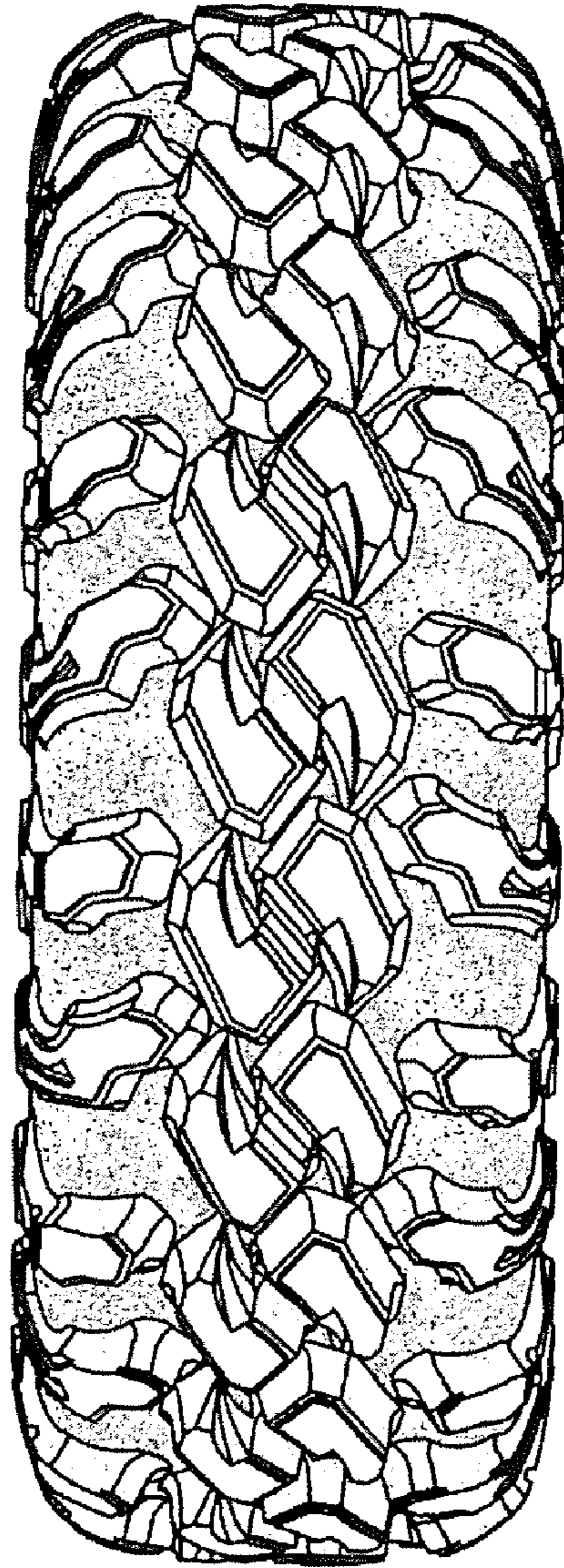


FIG. 2

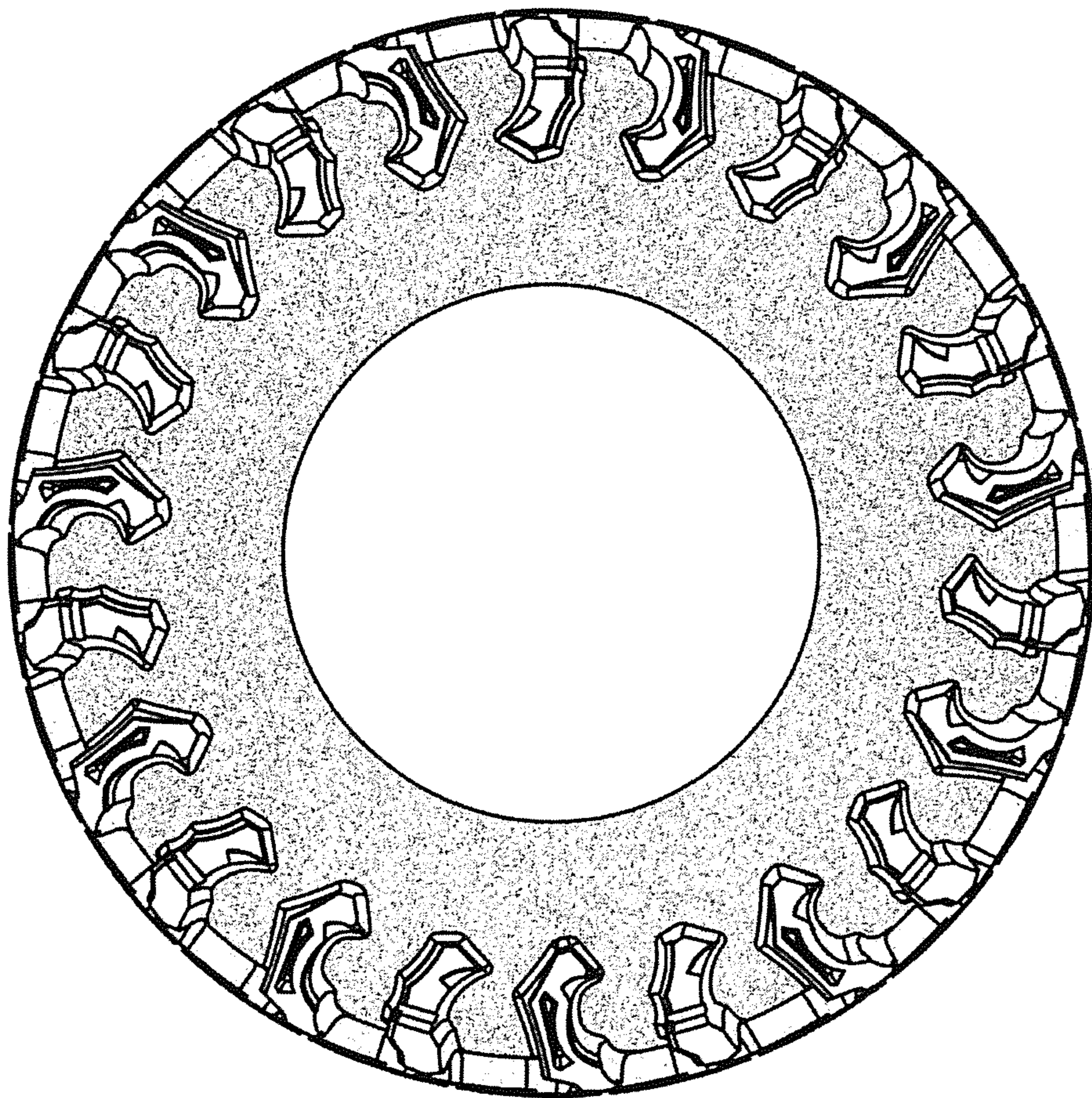


FIG. 3