



US00D653995S

(12) **United States Design Patent**
Hixson et al.

(10) **Patent No.:** **US D653,995 S**

(45) **Date of Patent:** **** Feb. 14, 2012**

(54) **MOBILE VENDING TRAILER**

(76) Inventors: **Mark M. Hixson**, Hixson, TN (US);
Robert Paul Creswell, Jr., Chattanooga,
TN (US)

(**) Term: **14 Years**

(21) Appl. No.: **29/384,927**

(22) Filed: **Feb. 5, 2011**

(51) **LOC (9) Cl.** **12-10**

(52) **U.S. Cl.** **D12/102**

(58) **Field of Classification Search** D12/101-106,
D12/19, 129; D21/425, 435; D34/21-26,
D34/12, 16; 280/204, 205, 63, 475, 482,
280/647;
296/168, 180, 180.2, 10, 61, 100.01-100.08
See application file for complete search history.

(56) **References Cited**

U.S. PATENT DOCUMENTS

618,634	A *	1/1899	Young	296/21
D261,431	S	10/1981	Barton	
D309,124	S *	7/1990	Young	D12/102
D320,233	S	9/1991	Golley et al.	
D320,771	S *	10/1991	Crawford	D12/102
D340,413	S *	10/1993	Emig	D9/502
D340,681	S	10/1993	Alpiser et al.	
5,542,203	A	8/1996	Luoma et al.	
5,595,414	A *	1/1997	Dulnig et al.	D12/83
5,969,501	A	10/1999	Glidden et al.	
D436,549	S *	1/2001	Kosann	D10/119.4
6,263,674	B1	7/2001	Fileman et al.	
6,345,852	B1	2/2002	McCarthy	
D455,070	S *	4/2002	Davis	D9/499
6,423,894	B1	7/2002	Patz et al.	
D464,290	S *	10/2002	Spaulding	D12/83
6,604,087	B1	8/2003	Kolls	
D556,091	S	11/2007	Racich	

D558,825	S	1/2008	Masters	
7,364,050	B2	4/2008	Guard	
D580,071	S	11/2008	Evans et al.	
7,448,516	B2	11/2008	Davis et al.	
D584,223	S	1/2009	Cooper	
7,795,837	B1	9/2010	Haun et al.	
D633,010	S *	2/2011	Hixson et al.	D12/102
2010/0175736	A1	7/2010	Reichart et al.	

* cited by examiner

Primary Examiner — Caron D Veynar

Assistant Examiner — Katrina A Betton

(74) *Attorney, Agent, or Firm* — Crose Law LLC; Bradley D. Crose

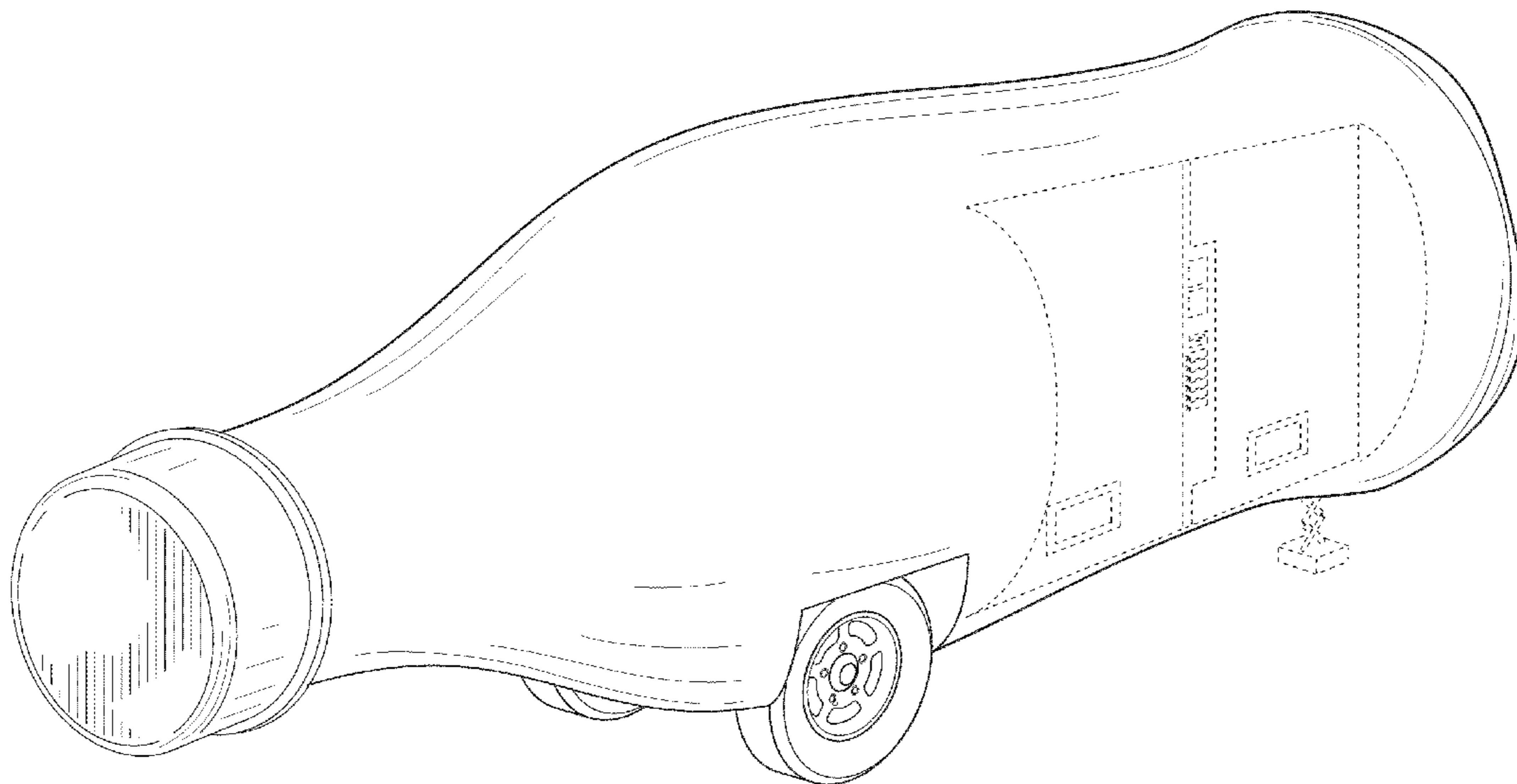
(57) **CLAIM**

The ornamental design for a mobile vending trailer, as shown and described.

DESCRIPTION

FIG. 1 is a front perspective view of a mobile vending trailer, illustrating the new, original, and ornamental design; FIG. 2 is a first side view of a mobile vending trailer, illustrating the new, original, and ornamental design; FIG. 3 is a second side view of a mobile vending trailer, illustrating the new, original, and ornamental design; FIG. 4 is a top view of a mobile vending trailer, illustrating the new, original, and ornamental design; FIG. 5 is a bottom view of a mobile vending trailer, illustrating the new, original, and ornamental design; FIG. 6 is a first end view of a mobile vending trailer, illustrating the new, original, and ornamental design; and, FIG. 7 is a second end view of a mobile vending trailer, illustrating the new, original, and ornamental design. In the drawings, the broken lines depict portions of the design that form no part of the claim.

1 Claim, 6 Drawing Sheets



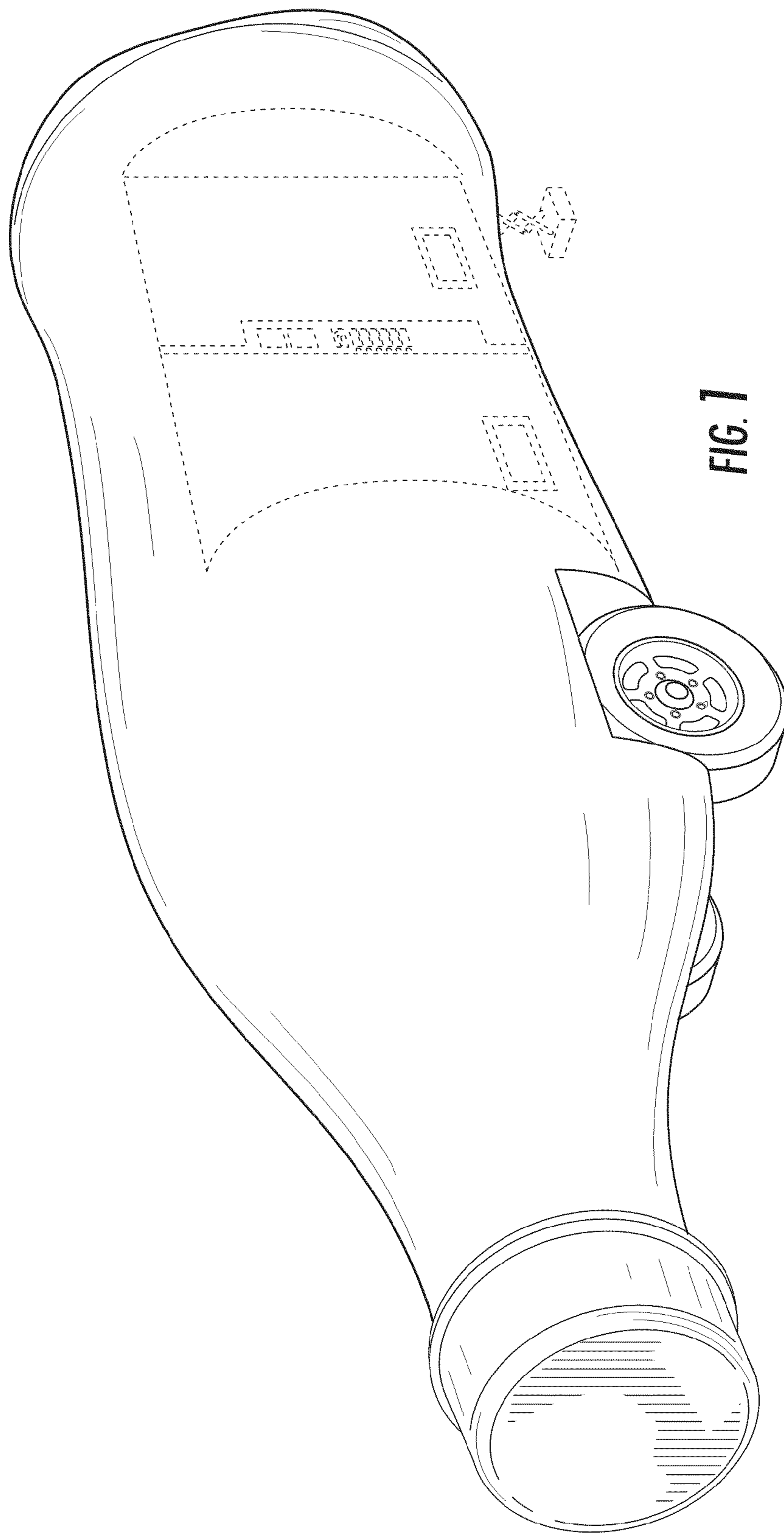
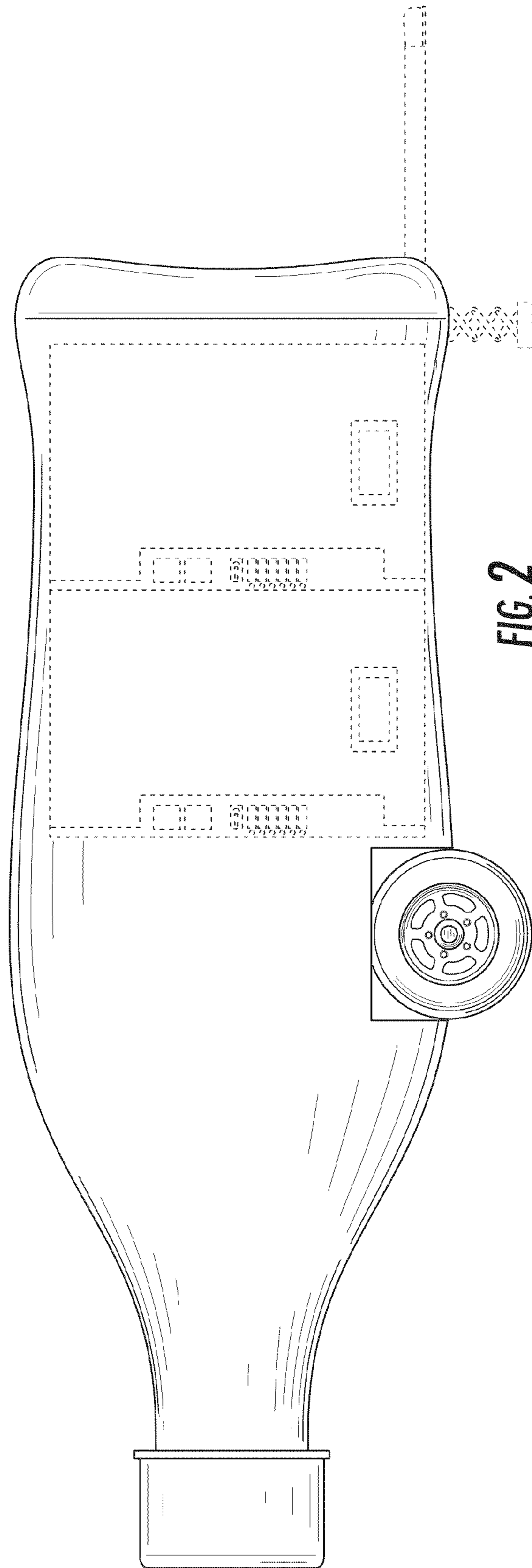


FIG. 1






FIG. 3

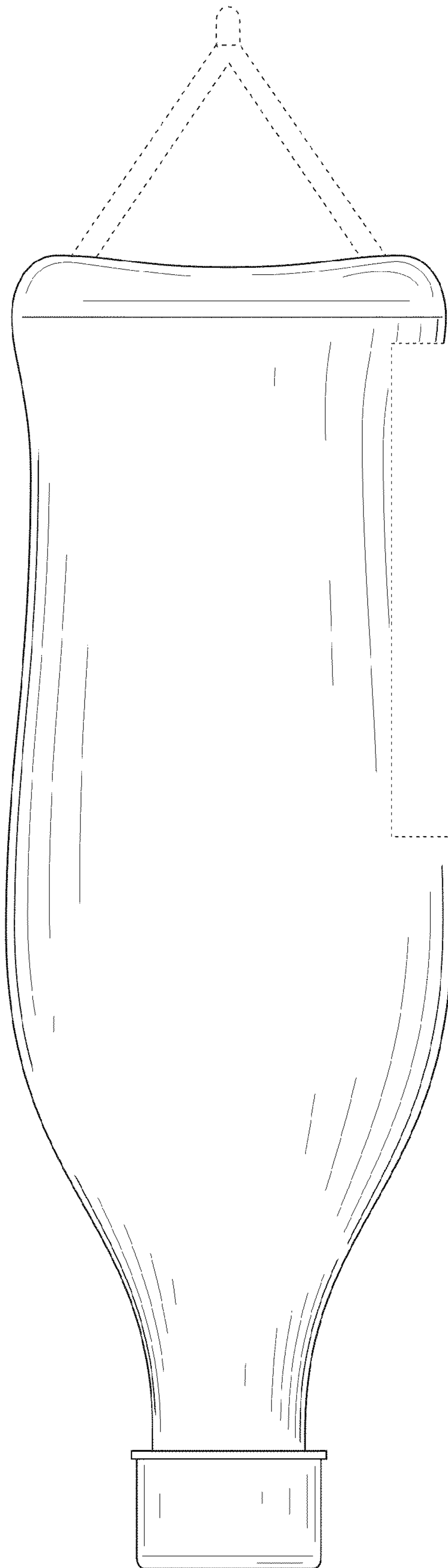


FIG. 4

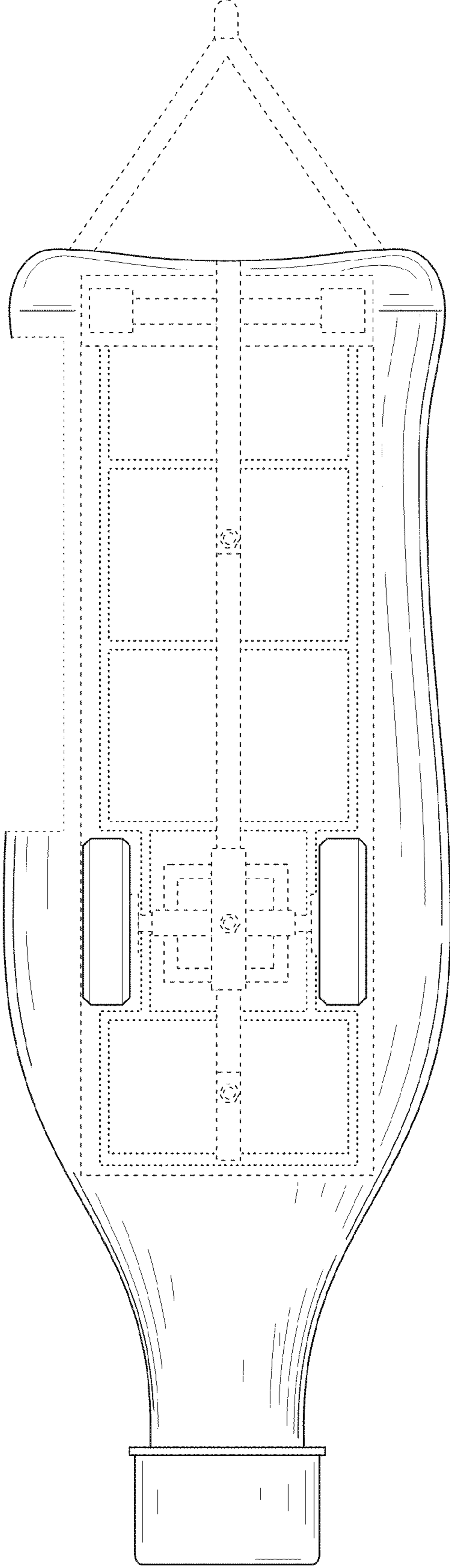


FIG. 5

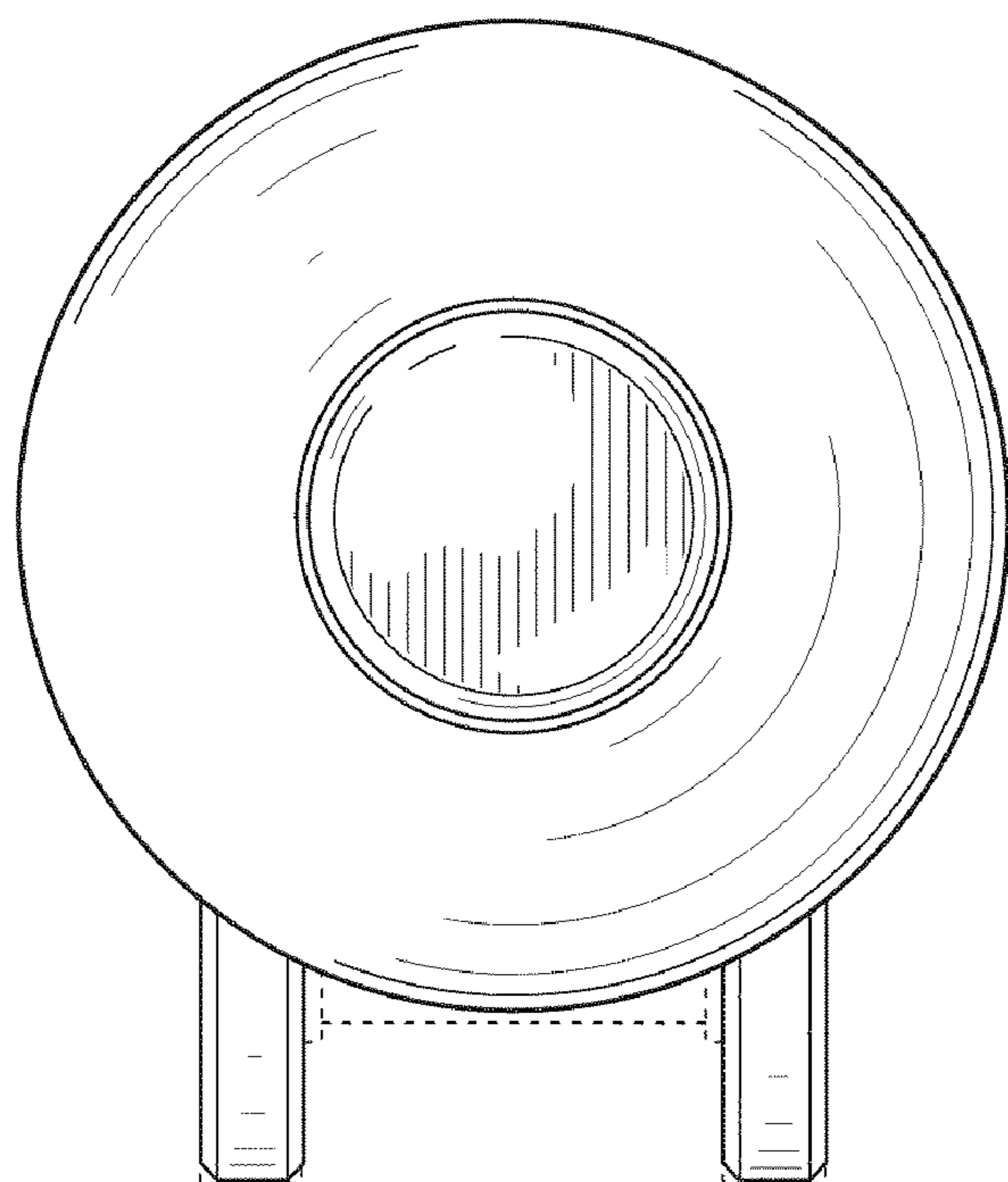


FIG. 6




FIG. 7