



US00D653991S

(12) **United States Design Patent**
Sandberg

(10) **Patent No.:** **US D653,991 S**

(45) **Date of Patent:** **** Feb. 14, 2012**

(54) **PENDANT**

(75) Inventor: **Sam Sandberg**, New York, NY (US)

(73) Assignee: **Firestar Diamond, Inc.**, New York, NY (US)

(**) Term: **14 Years**

(21) Appl. No.: **29/403,984**

(22) Filed: **Oct. 13, 2011**

(51) **LOC (9) Cl.** **11-01**

(52) **U.S. Cl.** **D11/179; D11/1**

(58) **Field of Classification Search** D11/1,
D11/2, 7, 8, 18, 23, 56, 77, 78, 79-86, 96;
63/18, 1-14

See application file for complete search history.

(56) **References Cited**

U.S. PATENT DOCUMENTS

D159,777 S *	8/1950	Bogoff	D11/77
D160,665 S *	10/1950	Schneider	D11/77
D164,129 S *	7/1951	Philippe	D11/77
D186,460 S *	10/1959	Kunzmann	D11/79
D241,065 S *	8/1976	Roberts	D11/79

D246,703 S *	12/1977	Schofield	D11/79
D246,704 S *	12/1977	Ophir	D11/103
D336,058 S *	6/1993	Sery	D11/1
D416,513 S *	11/1999	Tavone	D11/96
D552,009 S *	10/2007	Jemente	D11/79
D614,075 S *	4/2010	Kothari	D11/79
D621,739 S *	8/2010	Marks	D11/79
D635,049 S *	3/2011	Marks	D11/56

* cited by examiner

Primary Examiner — Cathron Brooks

Assistant Examiner — Melanie Pellegrini

(74) *Attorney, Agent, or Firm* — Gottlieb, Rackman & Reisman, P.C.

(57) **CLAIM**

The ornamental design for a pendant, as shown and described.

DESCRIPTION

FIG. 1 is a front elevational view showing my new design;
FIG. 2 is a top plan view thereof;
FIG. 3 is a left side elevational view thereof;
FIG. 4 is a right side elevational view thereof; and,
FIG. 5 is a bottom plan view thereof.

The broken lines shown in the drawings represent unclaimed portions of the pendant and form no part of the claimed design.

1 Claim, 2 Drawing Sheets




FIG. 1




FIG. 3



FIG. 2




FIG. 4



FIG. 5

