

US00D653982S

(12) **United States Design Patent**
Deyaf

(10) **Patent No.:** **US D653,982 S**

(45) **Date of Patent:** **** Feb. 14, 2012**

(54) **EMERGENCY VEHICLE CIRCULAR LIGHT-BAR**

Primary Examiner — George D Kirschbaum

(75) Inventor: **Ahmed Deyaf**, Richardson, TX (US)

(73) Assignee: **Speed Tech Lights Inc.**, Buda, TX (US)

(**) Term: **14 Years**

(21) Appl. No.: **29/390,275**

(22) Filed: **Apr. 22, 2011**

(51) **LOC (9) Cl.** **10-05**

(52) **U.S. Cl.** **D10/114.4**

(58) **Field of Classification Search** D10/114.4;
D26/72, 85; D6/349; 326/183, 200, 196,
326/191, 459, 460-463, 465; 340/908.1,
340/815.03, 760, 761, 767, 782, 471, 473
See application file for complete search history.

(56) **References Cited**

U.S. PATENT DOCUMENTS

D381,450 S *	7/1997	Sonneman	D26/72
D382,663 S *	8/1997	Barry	D26/72
D402,909 S *	12/1998	Stanuch	D10/114.4
D603,997 S *	11/2009	Shiu	D26/72

* cited by examiner

(57) **CLAIM**

The ornamental design for an emergency vehicle circular light-bar, as shown.

DESCRIPTION

FIG. 1 is a perspective view of an emergency vehicle circular light-bar showing the housing and the layout of my new design;

FIG. 2 is a front view thereof;

FIG. 3 is a back view thereof;

FIG. 4 is a right side view thereof;

FIG. 5 is a left view thereof;

FIG. 6 is a top view thereof; and,

FIG. 7 is a bottom view thereof.

The broken lines depict unclaimed environmental subject matter.

1 Claim, 3 Drawing Sheets

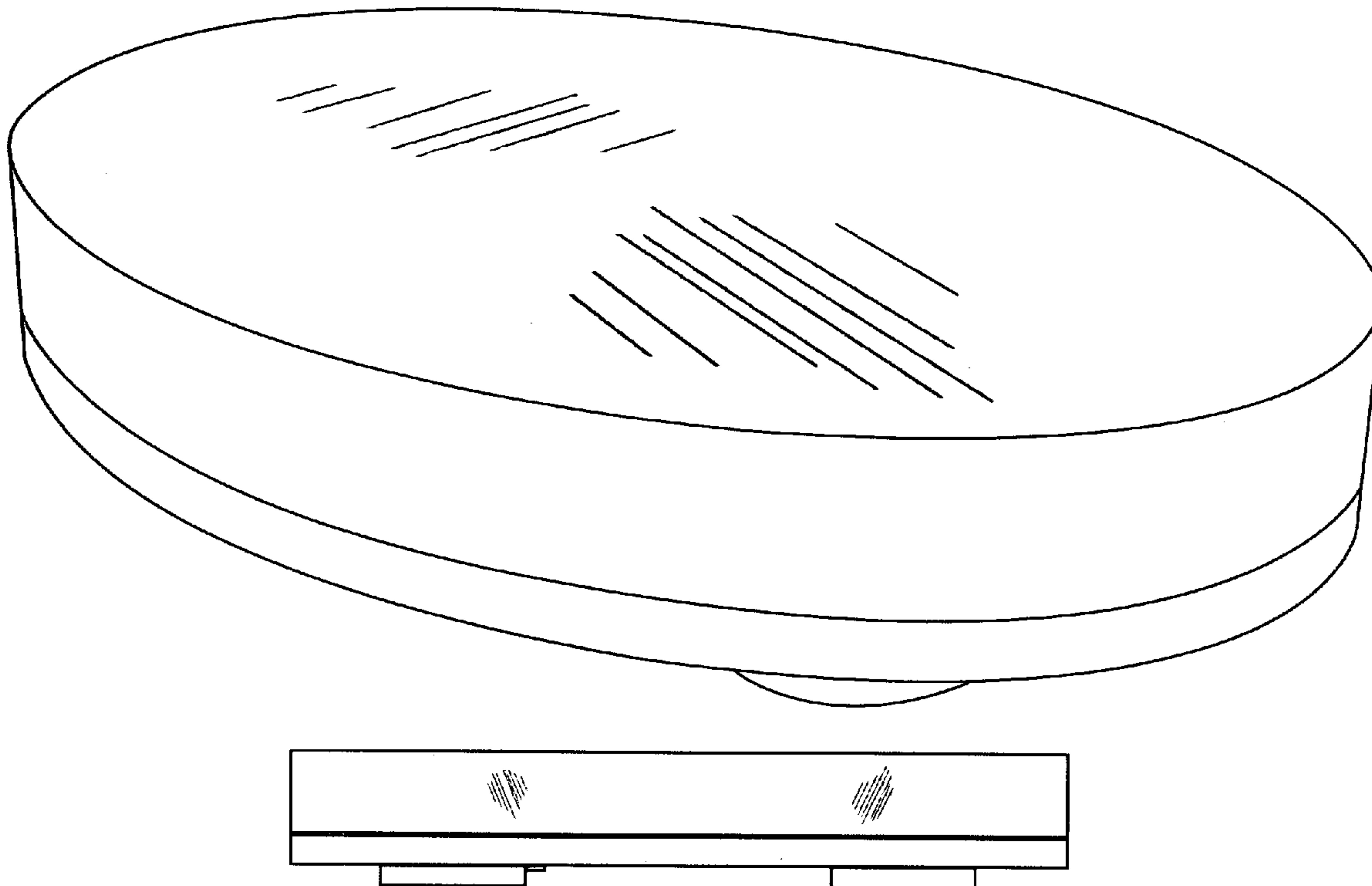




FIG. 1

FIG. 2

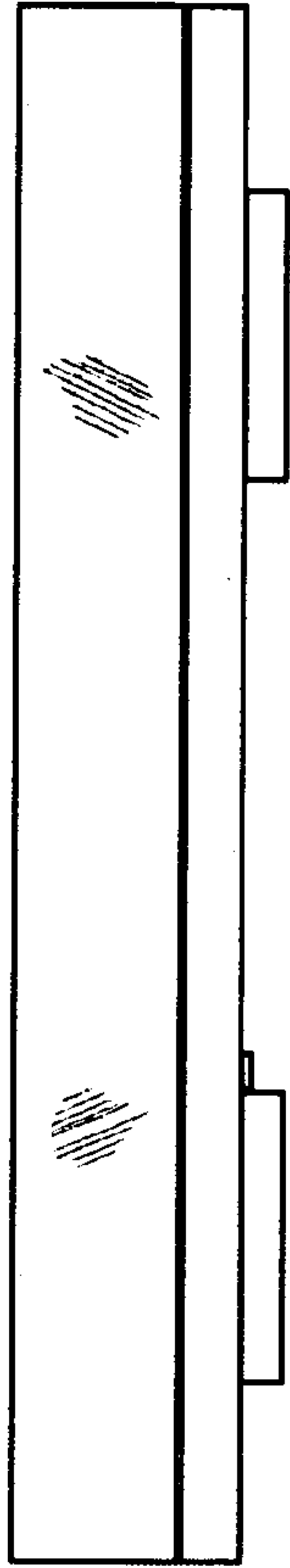


FIG. 3

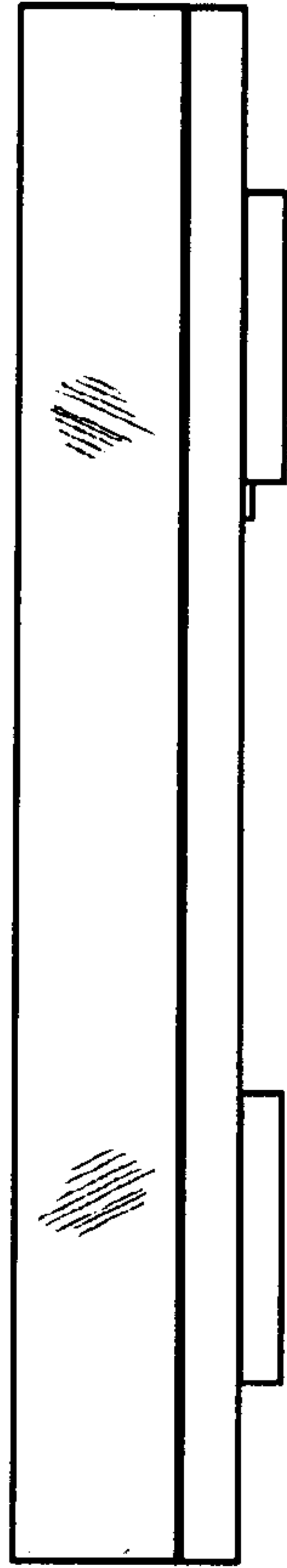


FIG. 4

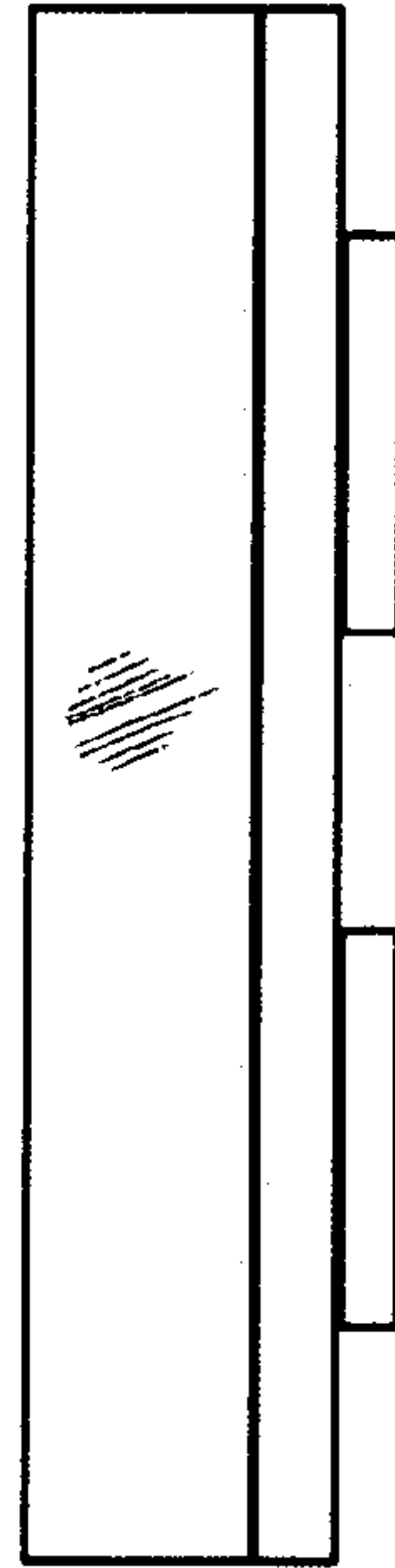


FIG. 5

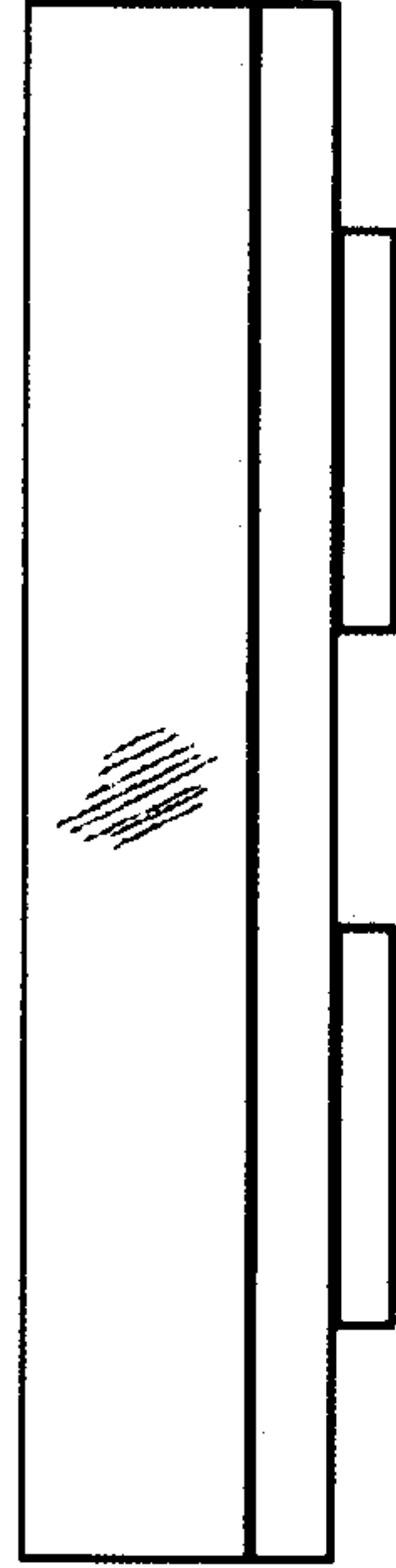


FIG. 6

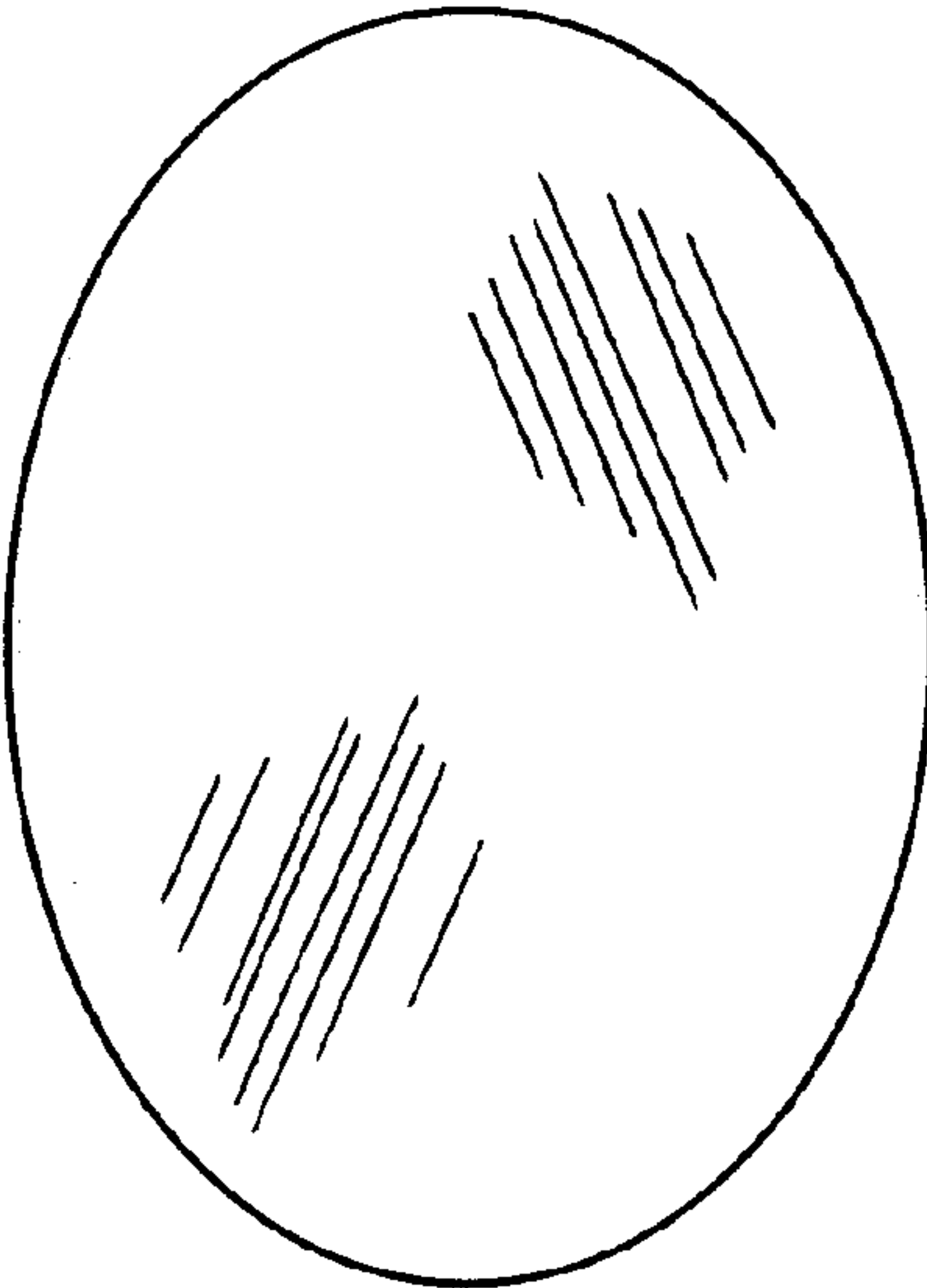


FIG. 7

