



US00D653954S

(12) **United States Design Patent**
Arad

(10) **Patent No.:** **US D653,954 S**
(45) **Date of Patent:** **** Feb. 14, 2012**

(54) **FLASK FOR PERFUMERY PRODUCT**

(75) Inventor: **Ron Arad**, London (GB)

(73) Assignee: **KENZO**, Paris (FR)

(**) Term: **14 Years**

(21) Appl. No.: **29/387,085**

(22) Filed: **Mar. 9, 2011**

(30) **Foreign Application Priority Data**

Sep. 14, 2010 (FR) 10 4602

(51) **LOC (9) Cl.** **09-01**

(52) **U.S. Cl.** **D9/541; D9/686; D9/565; D9/567;**
D9/568; D9/569; D9/435; D9/445; D9/452

(58) **Field of Classification Search** **D9/516,**
D9/522, 529-530, 537-546, 549, 552, 554-558,
D9/559-560, 565, 567-571, 574-575, 682-694;
215/379, 381-382, 384; 220/660, 662, 669
See application file for complete search history.

(56) **References Cited**

U.S. PATENT DOCUMENTS

D105,416 S *	7/1937	Sherman	D9/555 X
D219,204 S *	11/1970	Weiner	D9/522
D286,983 S *	12/1986	Durand	D9/545
D286,984 S *	12/1986	Durand	D9/565
D302,386 S *	7/1989	Sala	D9/529
D312,966 S *	12/1990	Mansau	D9/562
D313,351 S *	1/1991	Mansau	D9/537
D322,398 S *	12/1991	Plunkett	D9/529
D328,027 S *	7/1992	Boucheron	D9/529

D330,218 S *	10/1992	Kimura	D9/529 X
D339,069 S *	9/1993	Mansau	D9/544
D339,070 S *	9/1993	Mansau	D9/544
D346,325 S *	4/1994	Mansau	D9/658
D413,510 S *	9/1999	Dunay	D9/569 X
D415,686 S *	10/1999	Dunay	D9/522
D418,062 S *	12/1999	de Baschmakoff	D9/556 X
D423,938 S *	5/2000	Kudo	D9/529
D440,520 S *	4/2001	Dunay	D11/79
D463,980 S *	10/2002	Baron	D9/522
D481,309 S *	10/2003	Dapsanse	D9/658
D520,369 S *	5/2006	De Monclin	D9/529
D589,804 S *	4/2009	Lovelace et al.	D9/516
D598,780 S *	8/2009	Thorman	D9/556
D621,268 S *	8/2010	Morabito	D9/558 X
D628,490 S *	12/2010	Sato et al.	D9/574 X

* cited by examiner

Primary Examiner — Carol P Rademaker

(74) *Attorney, Agent, or Firm* — Stites & Harbison PLLC;
Douglas E. Jackson

(57) **CLAIM**

The ornamental design for a flask for perfumery product, as shown and described.

DESCRIPTION

FIG. 1 is a front, top and left side perspective view of a flask for perfumery product showing the new design.

FIG. 2 is a right side view thereof, and the left side view is a mirror image of FIG. 2.

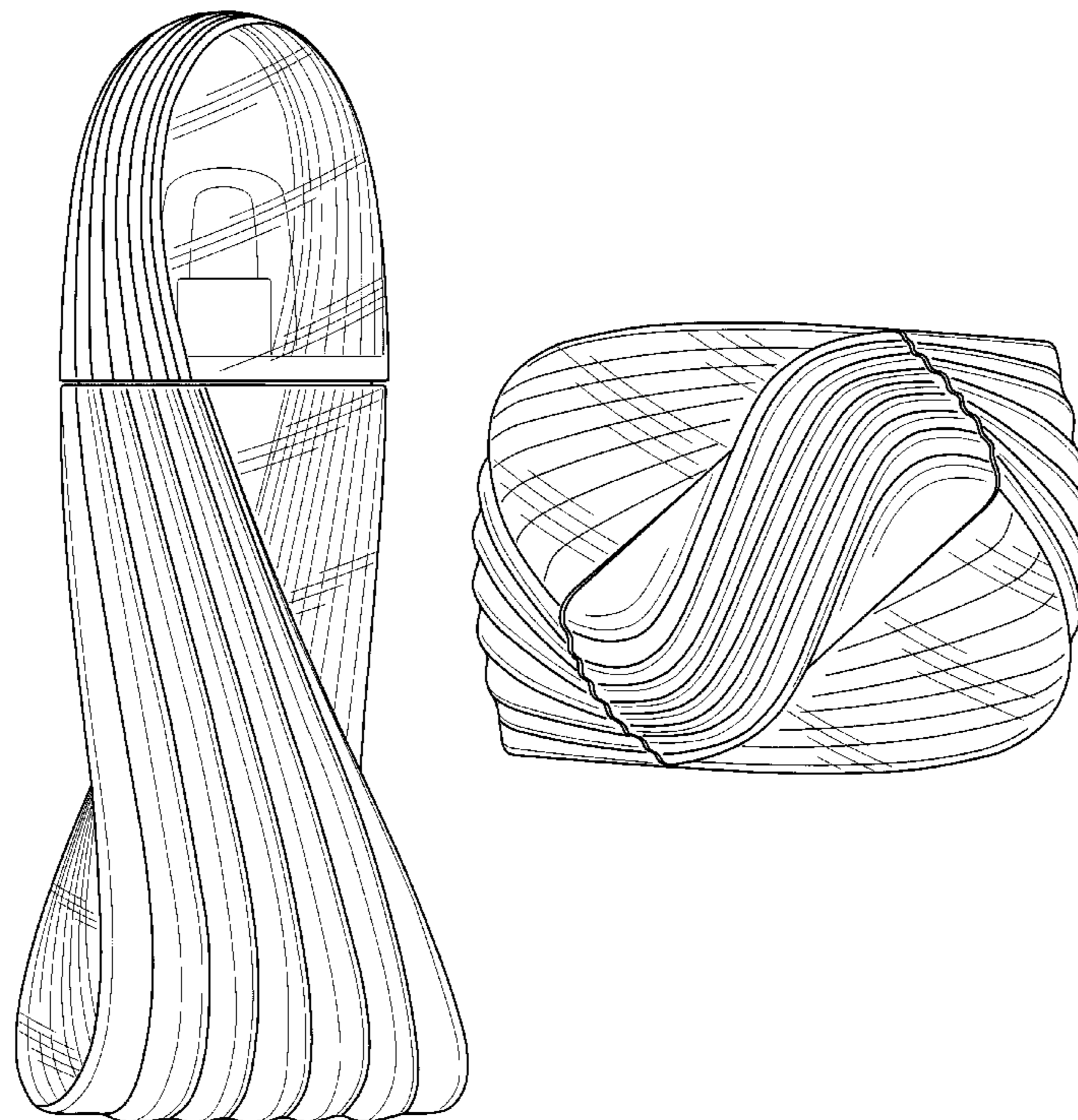
FIG. 3 is front view thereof.

FIG. 4 is rear view thereof.

FIG. 5 is a top view thereof; and,

FIG. 6 is a bottom view thereof.

1 Claim, 6 Drawing Sheets



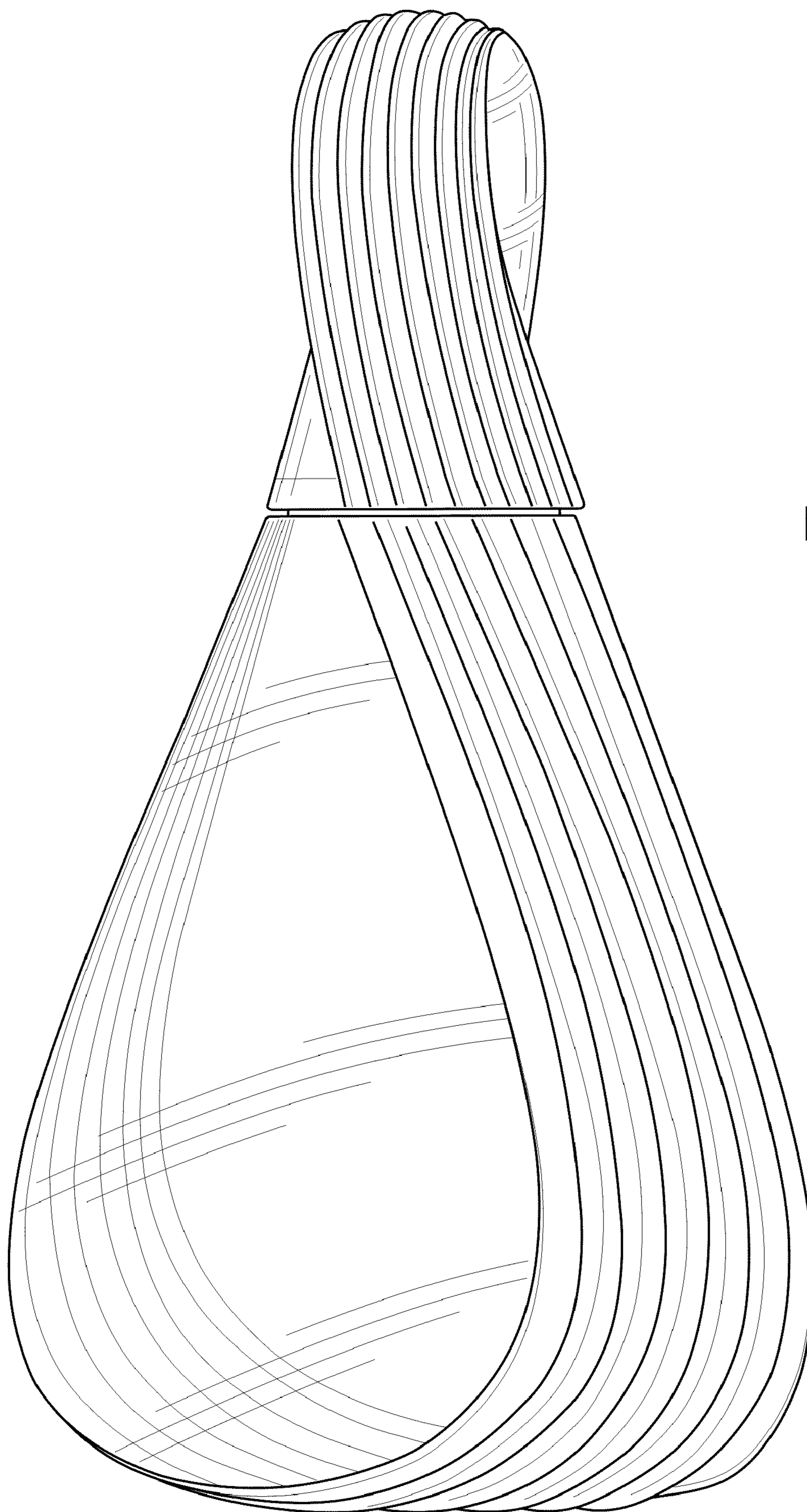


FIG. 1

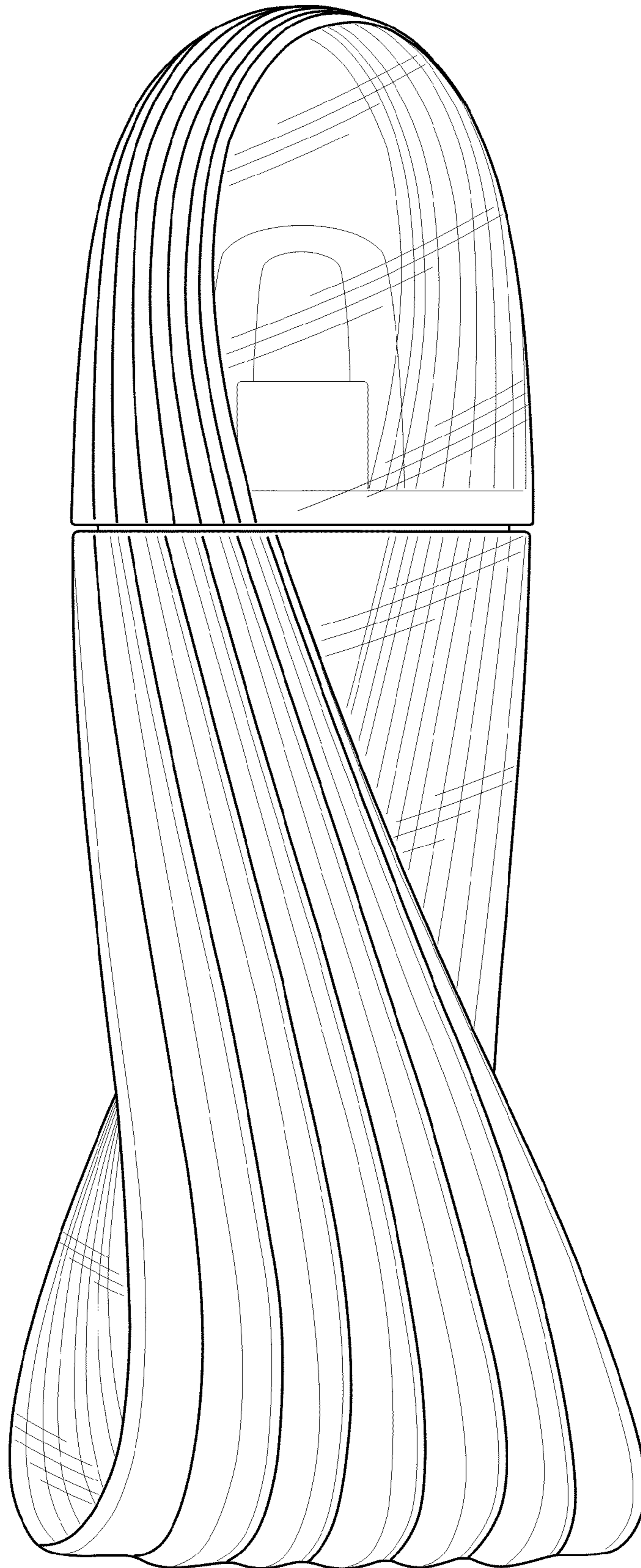


FIG. 2

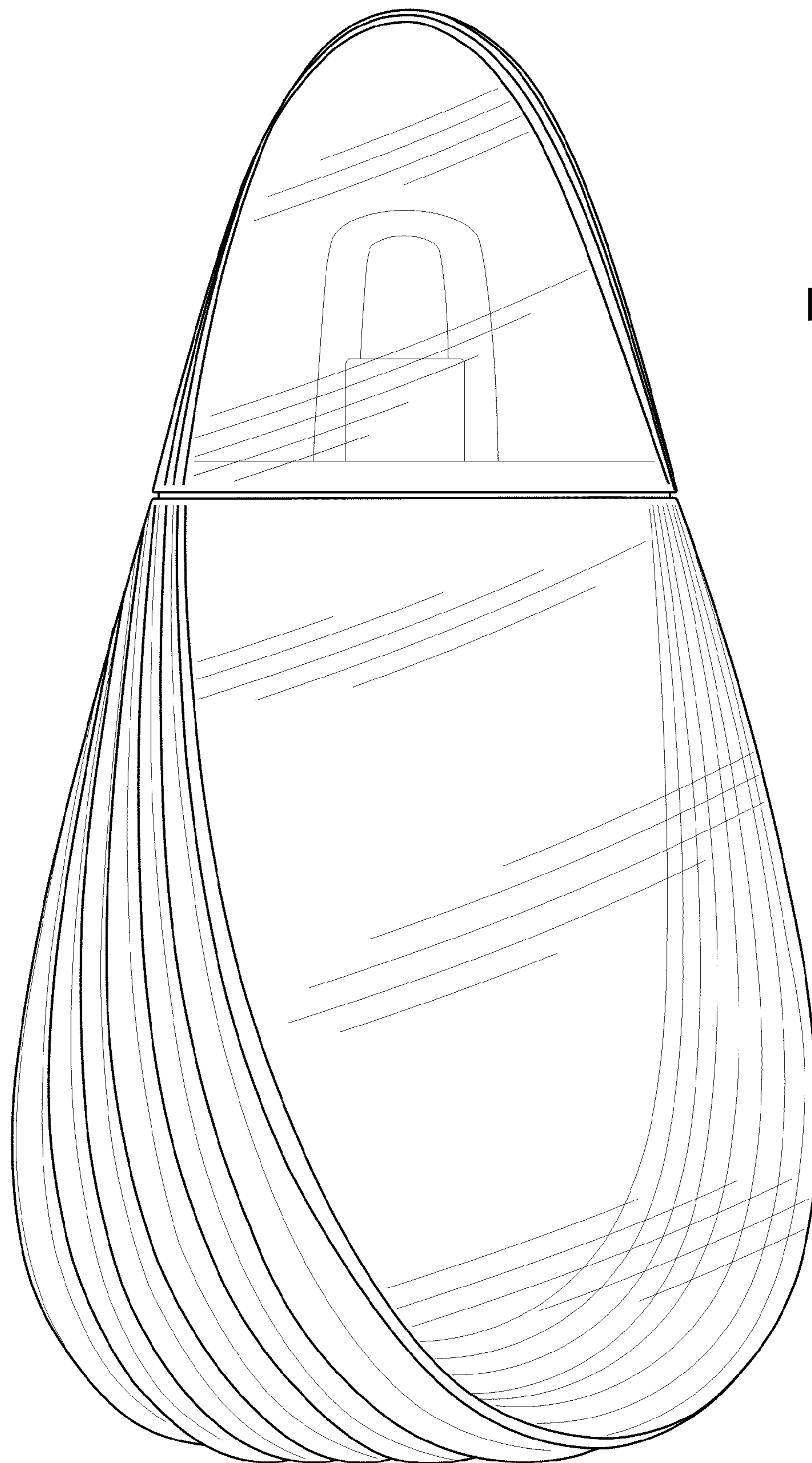


FIG. 3

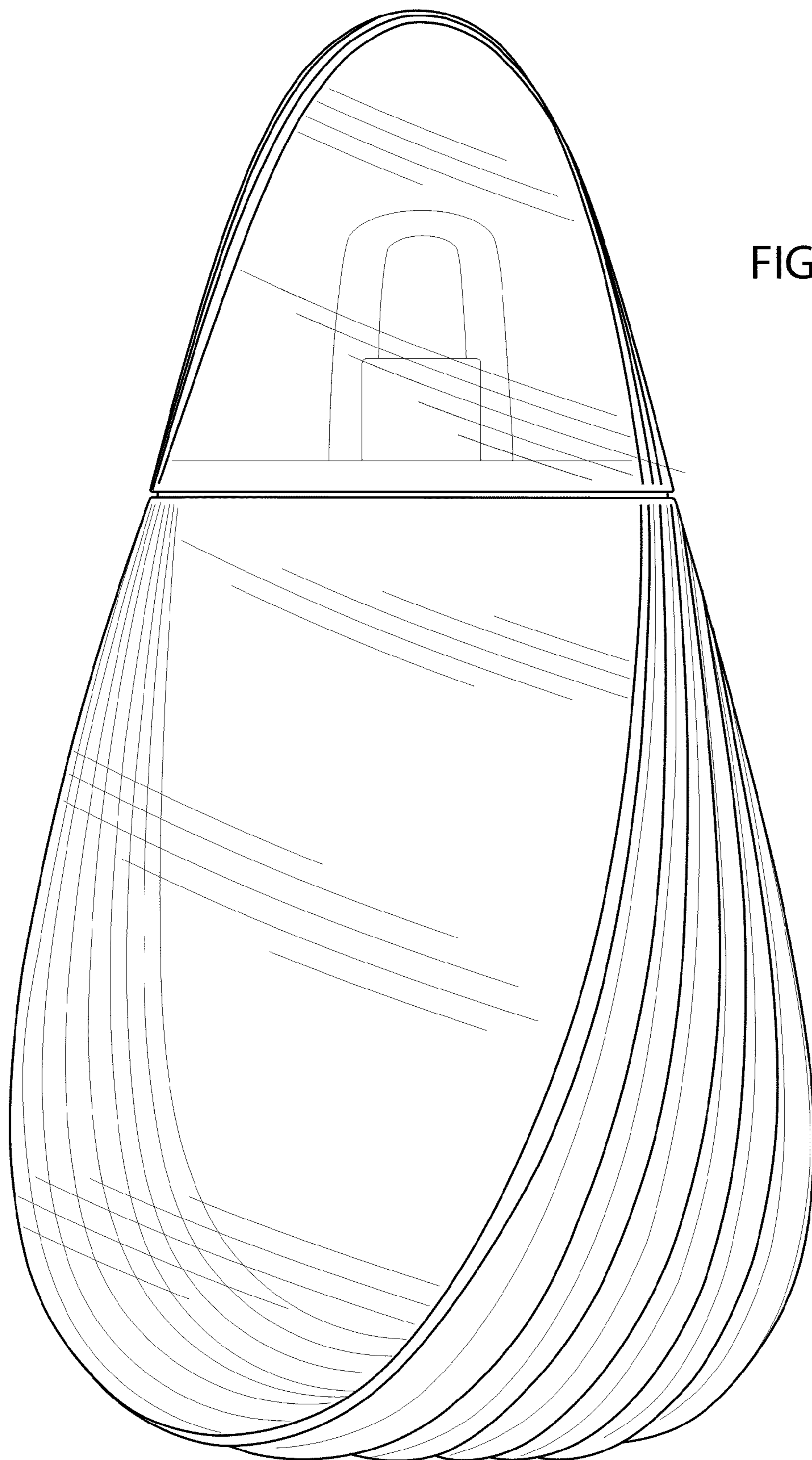


FIG. 4

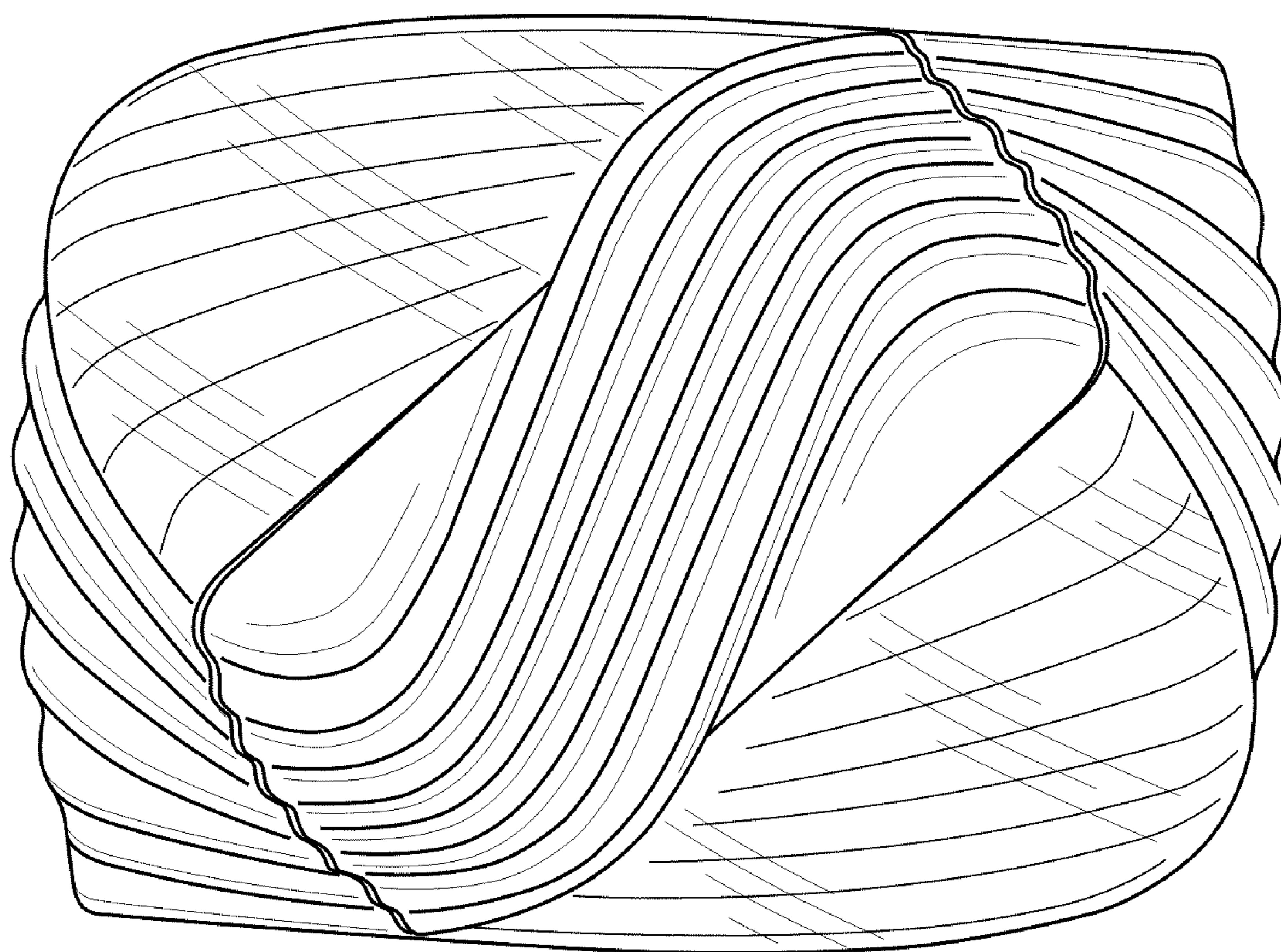


FIG. 5




FIG. 6