



US00D653932S

(12) **United States Design Patent**  
**Christie et al.**

(10) **Patent No.:** **US D653,932 S**

(45) **Date of Patent:** **\*\* Feb. 14, 2012**

(54) **LOCKER HANDLE**

(75) Inventors: **Brett Christie**, Seattle, WA (US); **Steven W. Hamblin**, Daleville, VA (US)

(73) Assignee: **Scranton Products Inc.**, Scranton, PA (US)

(\*\*) Term: **14 Years**

(21) Appl. No.: **29/358,631**

(22) Filed: **Mar. 30, 2010**

(51) **LOC (9) Cl.** ..... **08-06**

(52) **U.S. Cl.** ..... **D8/302; D8/313**

(58) **Field of Classification Search** ..... D8/300,  
D8/302, 320, 321, 313, 330, 338, 341, DIG. 1;  
312/199, 111, 216, 217, 213, 326, 108; 292/172,  
292/216, 334

See application file for complete search history.

(56) **References Cited**

**U.S. PATENT DOCUMENTS**

1,861,887	A *	6/1932	Stassart	292/334
2,049,939	A	8/1936	Bales et al.	
2,195,223	A *	3/1940	O'Connor	292/19
2,835,523	A	5/1958	Chervenka et al.	
D192,161	S *	2/1962	Amdal	D8/302
D193,178	S *	7/1962	Meidell	D8/302
D216,990	S *	3/1970	Van Ryn	D8/313
3,531,172	A *	9/1970	Schnarr	49/394
3,637,246	A *	1/1972	Leiter	292/87

D230,566	S *	3/1974	Harrell	D8/302
D366,201	S *	1/1996	Saini et al.	D8/300
5,951,126	A *	9/1999	Wolff et al.	312/199
6,685,285	B1	2/2004	Fromme et al.	
6,773,042	B2	8/2004	Spurr et al.	
6,793,299	B2	9/2004	Newberry et al.	
6,802,543	B1	10/2004	Wakefield	
7,029,078	B1 *	4/2006	Fromme et al.	312/217
7,278,695	B2 *	10/2007	Fromme et al.	312/217
2006/0232175	A1	10/2006	Fromme et al.	
2008/0024045	A1	1/2008	Heimler et al.	

\* cited by examiner

*Primary Examiner* — Paula Greene

(74) *Attorney, Agent, or Firm* — Buchanan Ingersoll & Rooney PC

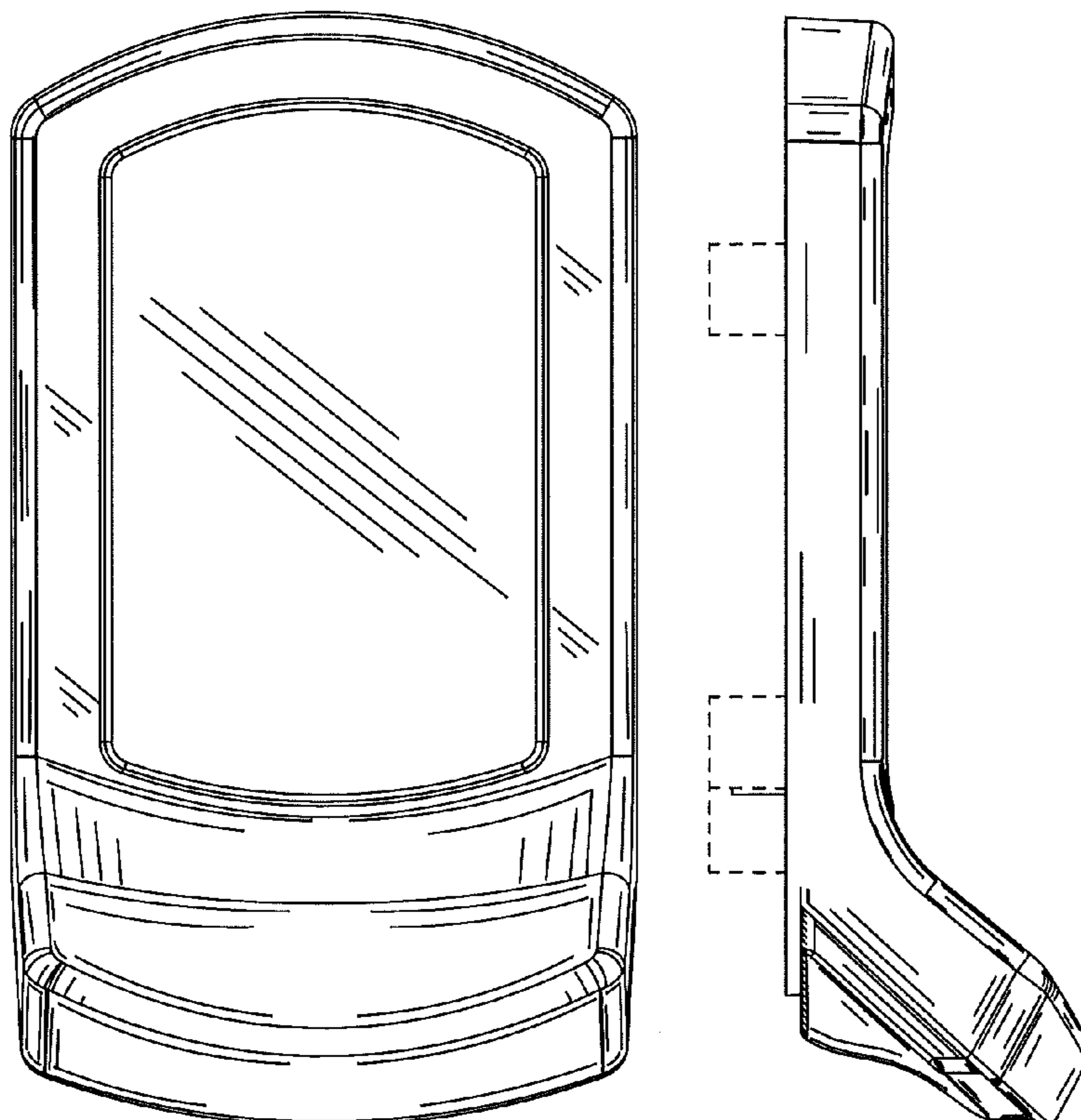
(57) **CLAIM**

The ornamental design for a locker handle, as shown and described.

**DESCRIPTION**

FIG. 1 is a top view of our locker handle;  
FIG. 2 is a front view thereof,  
FIG. 3 is a bottom view thereof;  
FIG. 4 is a right side view thereof;  
FIG. 5 is a left side view thereof;  
FIG. 6 is a rear view thereof; and,  
FIG. 7 is a front perspective view thereof.  
Mounting bosses shown in dotted line in FIGS. 1, 3, 4, 5 and 6 form no part of the claimed design.

**1 Claim, 4 Drawing Sheets**



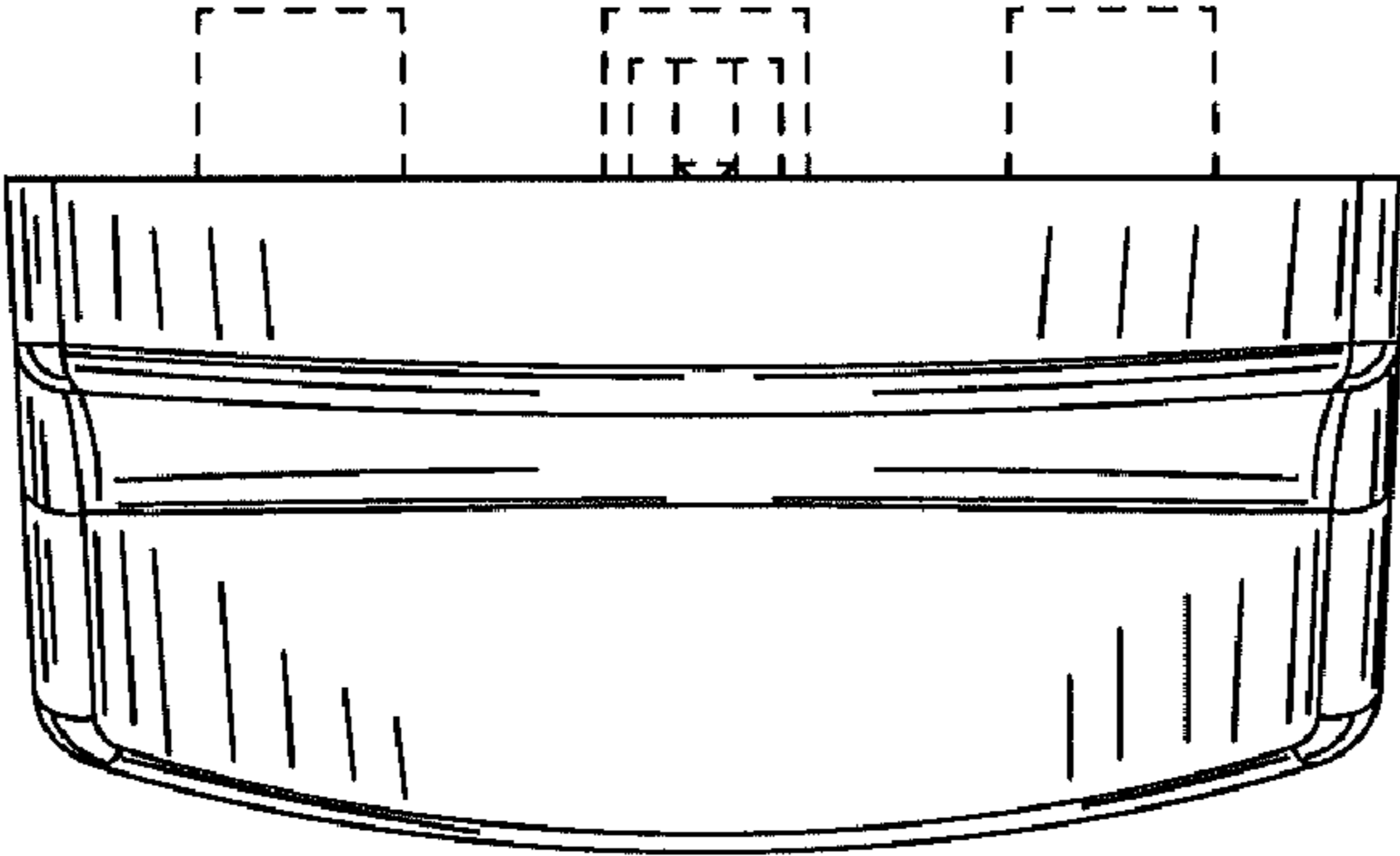


Fig. 1

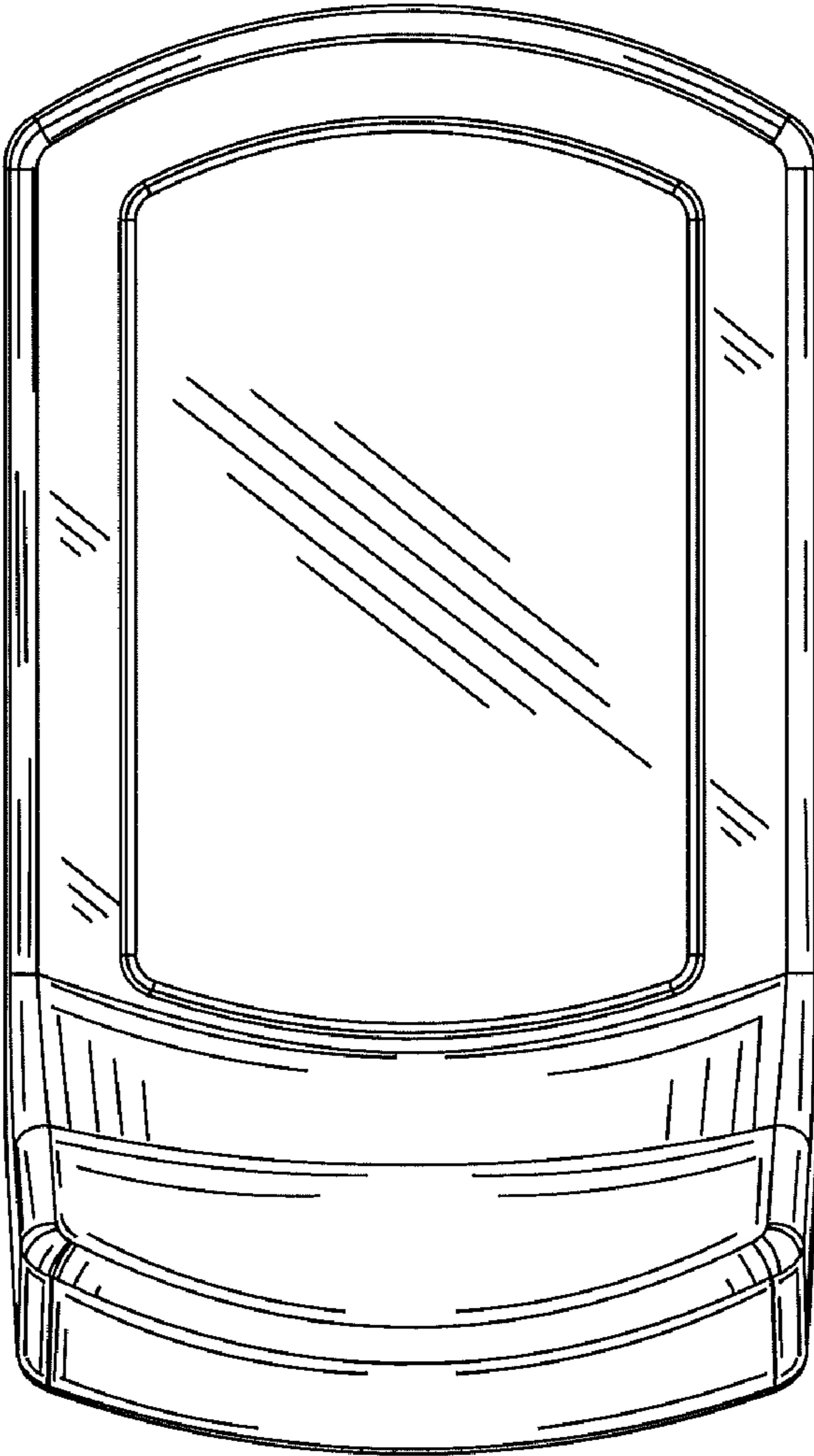


Fig. 2

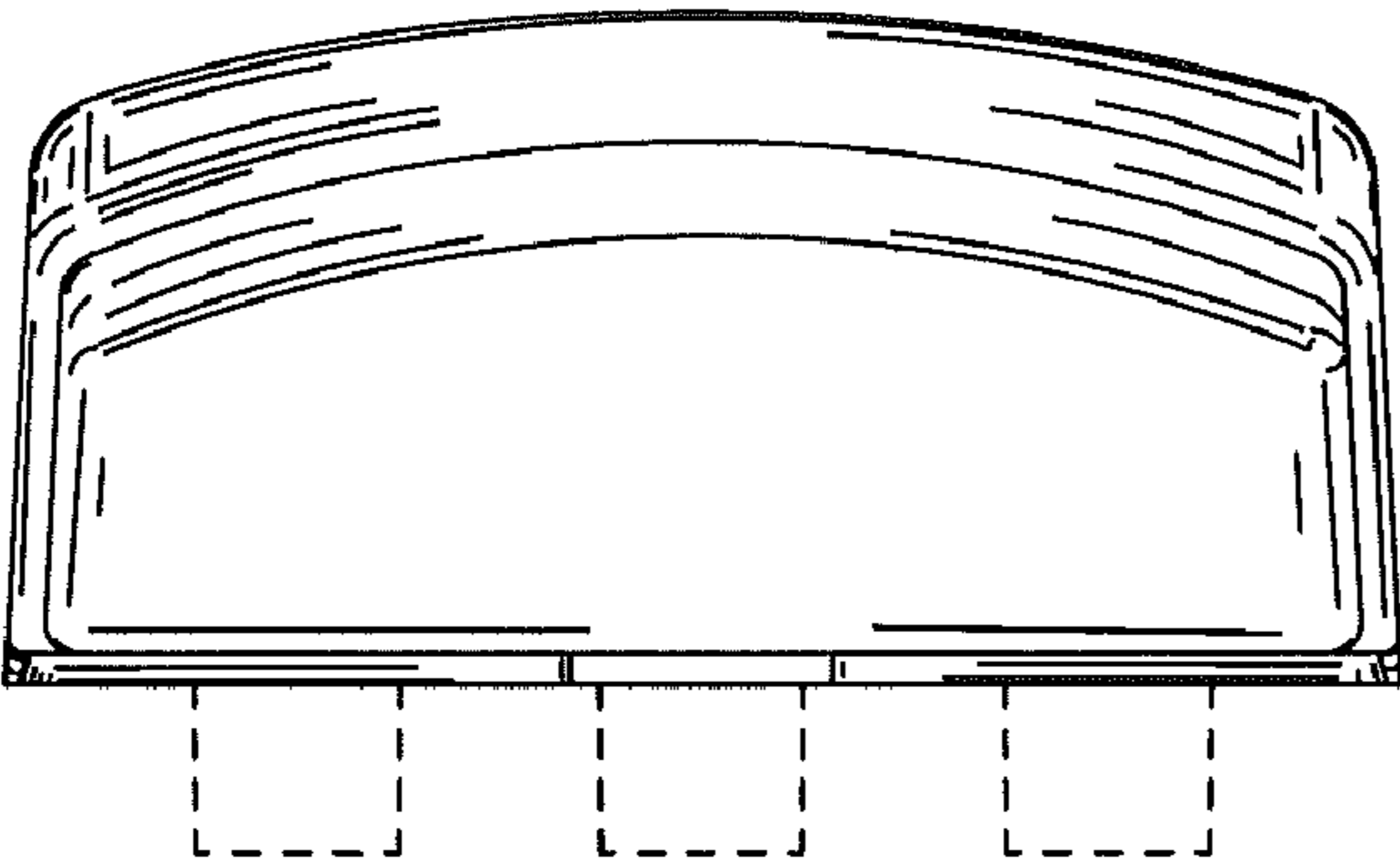


Fig. 3

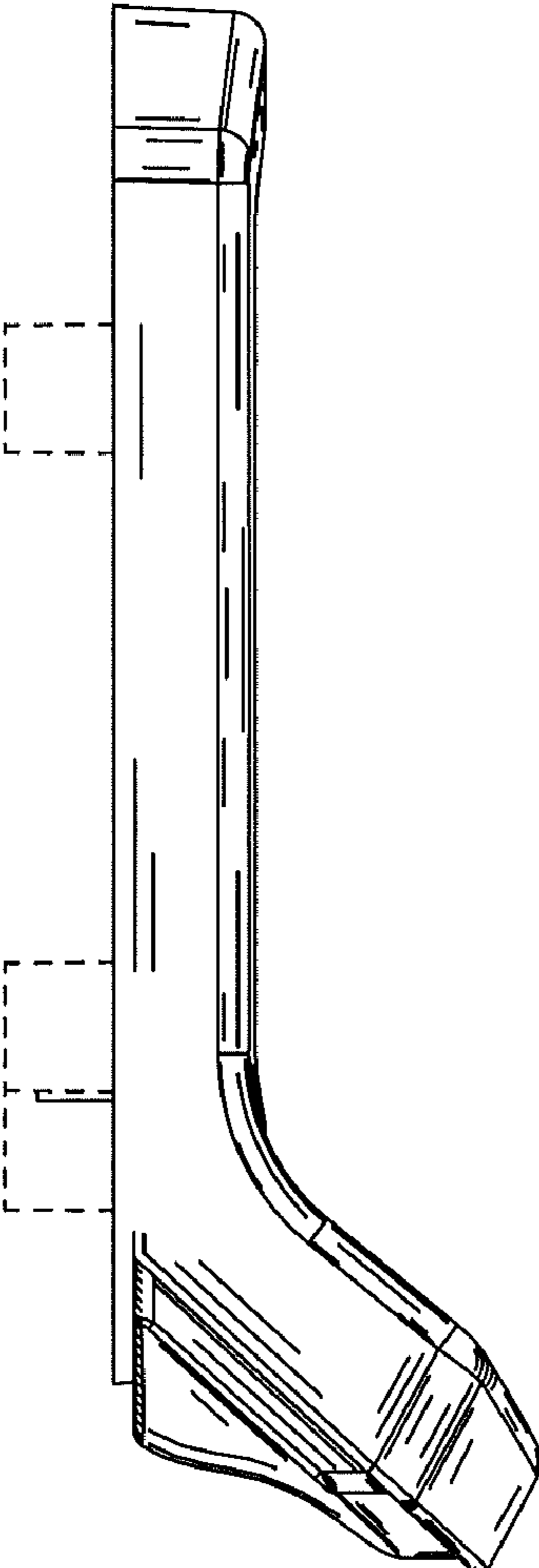


Fig. 4



Fig. 5

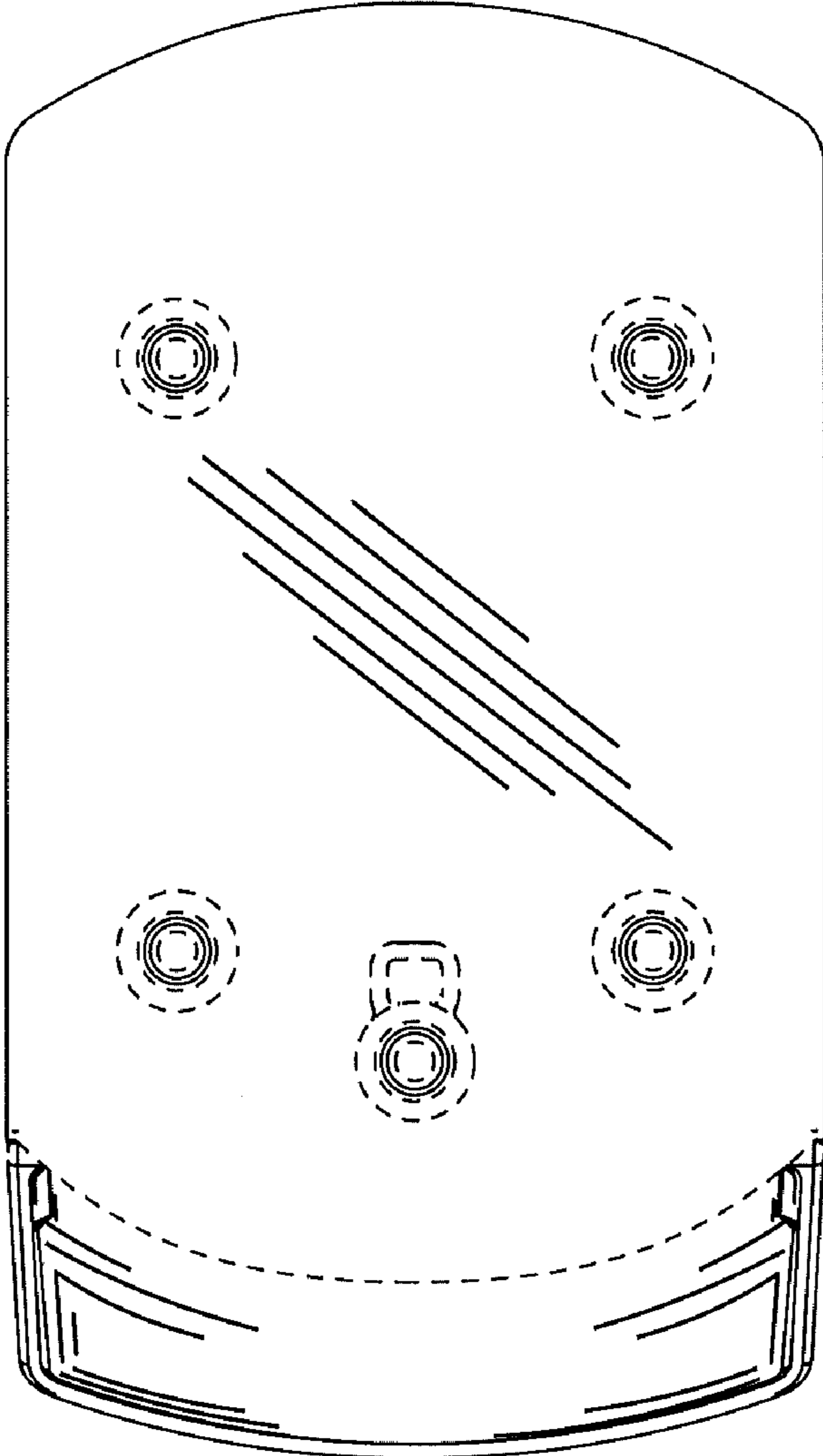


Fig. 6

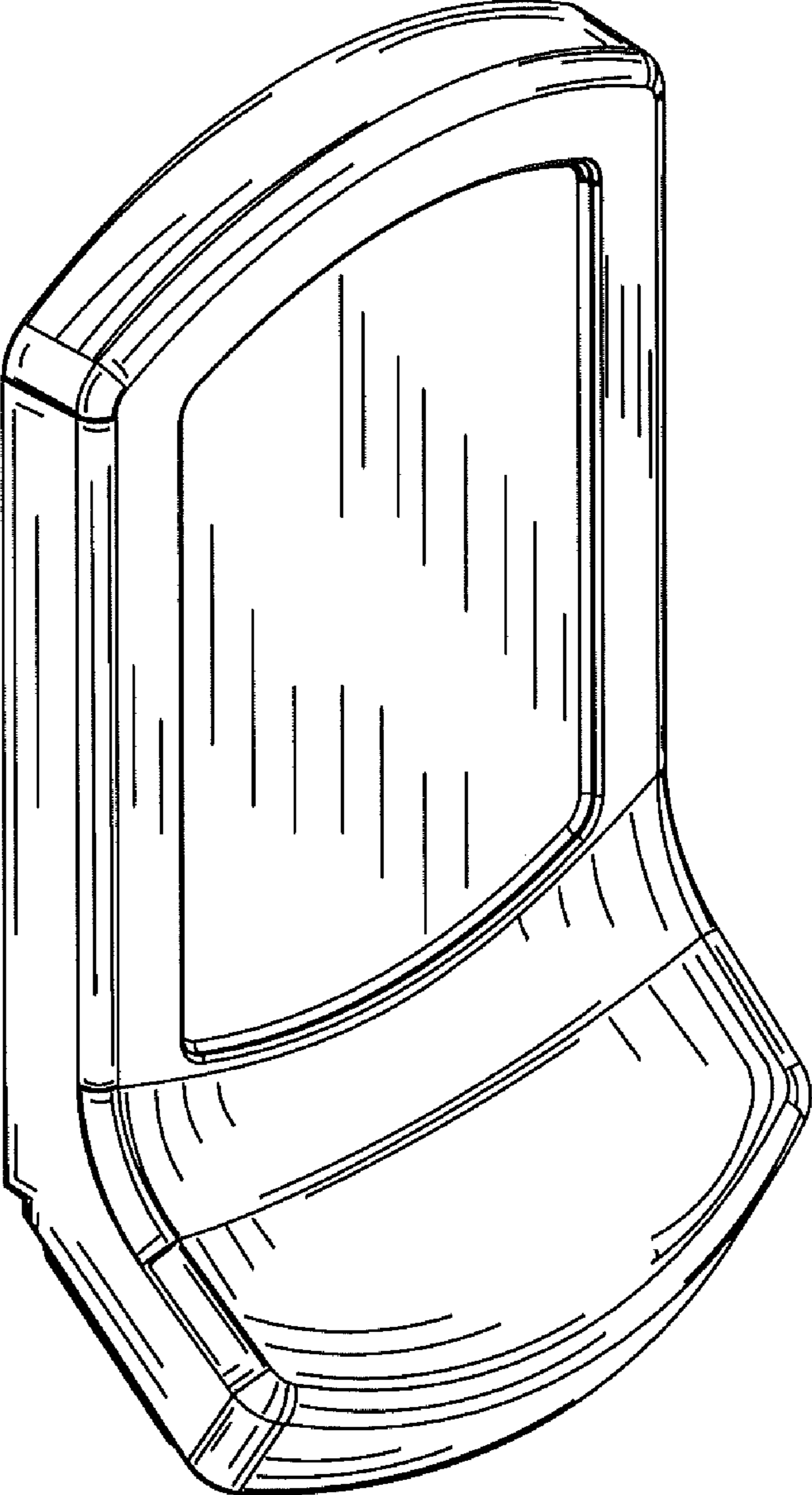


Fig. 7