



US00D653928S

(12) **United States Design Patent**  
**Brunner**

(10) **Patent No.:** **US D653,928 S**

(45) **Date of Patent:** **\*\* Feb. 14, 2012**

(54) **POCKETKNIFE**

(75) Inventor: **Thilo Brunner**, Zurich (CH)

(73) Assignee: **Wenger S.A.**, Delémont (CH)

(\*\*) Term: **14 Years**

(21) Appl. No.: **29/357,811**

(22) Filed: **Mar. 17, 2010**

(30) **Foreign Application Priority Data**

Oct. 15, 2009 (WO) ..... DM/072 403

(51) **LOC (9) Cl.** ..... **08-03**

(52) **U.S. Cl.** ..... **D8/99**

(58) **Field of Classification Search** ..... D7/649;  
D8/95-99, 107; D22/118; 30/154-162,  
30/329-331

See application file for complete search history.

(56) **References Cited**

**U.S. PATENT DOCUMENTS**

2,265,775	A *	12/1941	McNamara	30/156
D228,545	S *	10/1973	Beddick	D8/99
D256,983	S *	9/1980	Fogle	D8/99
4,936,014	A *	6/1990	Shaanan et al.	30/162
5,983,506	A *	11/1999	Glesser	30/340
D478,493	S *	8/2003	Martone et al.	D8/99
D528,894	S *	9/2006	Ping	D8/99
D546,158	S *	7/2007	Ping	D8/99
2006/0150422	A1 *	7/2006	Grice et al.	30/160
2009/0260234	A1 *	10/2009	Lai	30/161

**OTHER PUBLICATIONS**

Wenger-The Certain Something: Bent. Downloaded Oct. 11, 2010 at <http://www.trendsnow.net/2009/10/wenger-the-certain-something.html>.\*

“Standard Issue” pocketknife shown on web page accessible at <http://www.wenger.ch>, Wenger S.A, dated Feb. 2, 2009; retrieved from <http://web.archive.org>, accessed Dec. 30, 2009 (4 pages).

“Spyderco’s VG-10 Dragonfly PlainEdge Clip-It Pocket Knife” shown on web page accessible at [http://www.walmart\\_catalog\\_product.pdf](http://www.walmart_catalog_product.pdf), accessed Dec. 30, 2009 (1 page).

\* cited by examiner

*Primary Examiner* — Philip S Hyder

*Assistant Examiner* — Roselynn Cody

(74) *Attorney, Agent, or Firm* — Edwards Wildman Palmer LLP; David I. Greenbaum

(57) **CLAIM**

The ornamental design for a pocketknife, as shown and described.

**DESCRIPTION**

FIG. 1 is a front perspective view of the design for a pocketknife shown in a closed position;

FIG. 2 is a top view of the pocketknife of FIG. 1;

FIG. 3 is a bottom view of the pocketknife of FIG. 1;

FIG. 4 is a front view of the pocketknife of FIG. 1;

FIG. 5 is a back view of the pocketknife of FIG. 1;

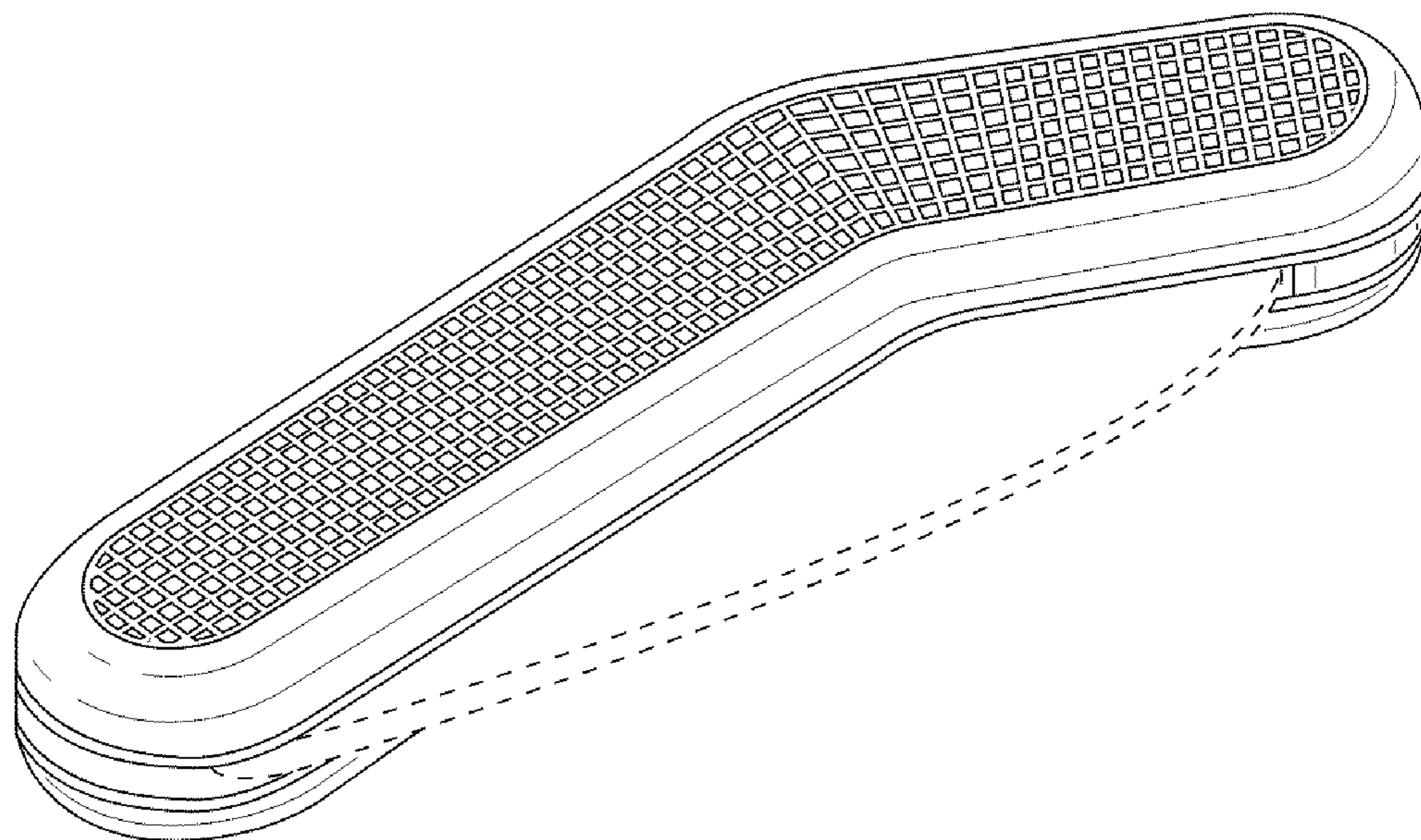
FIG. 6 is a first side view of the pocketknife of FIG. 1;

FIG. 7 is a second side view of the pocketknife of FIG. 1; and,

FIG. 8 is a front perspective view of the pocketknife of FIG. 1 shown in an open position.

The broken line showing of the pocketknife blade is for illustrative purposes only and form no part of the claimed design.

**1 Claim, 5 Drawing Sheets**



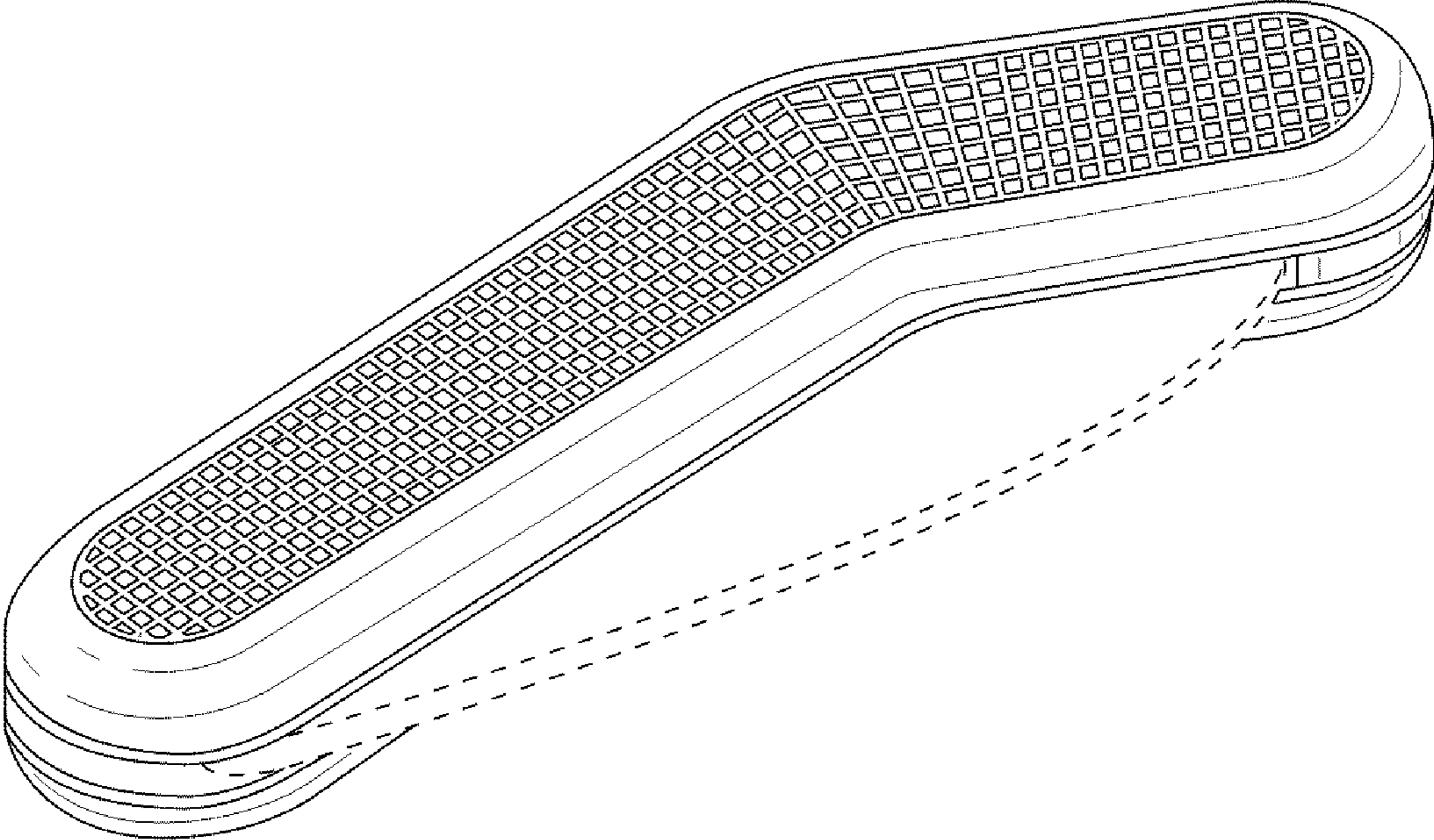


FIG. 1

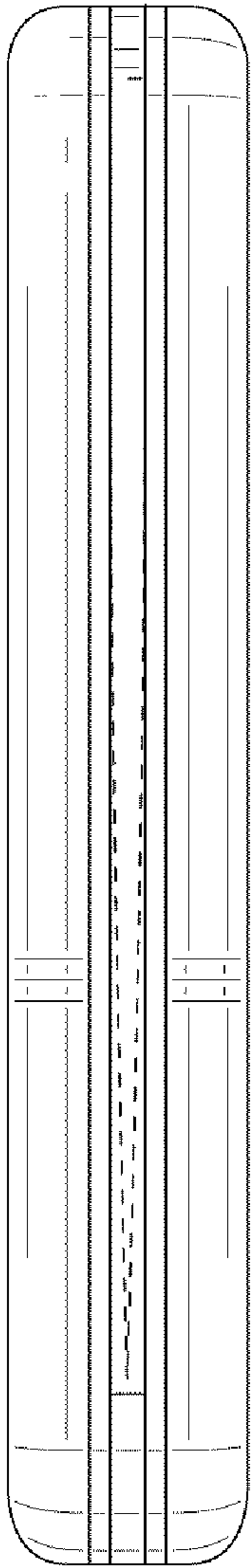


FIG. 2

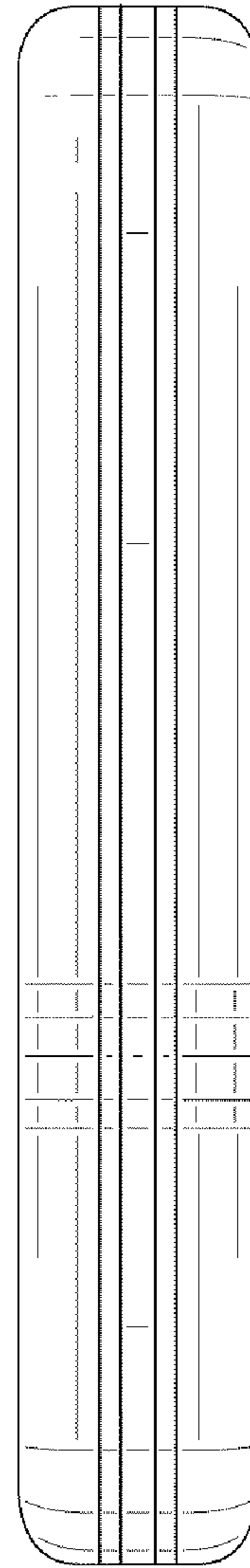


FIG. 3



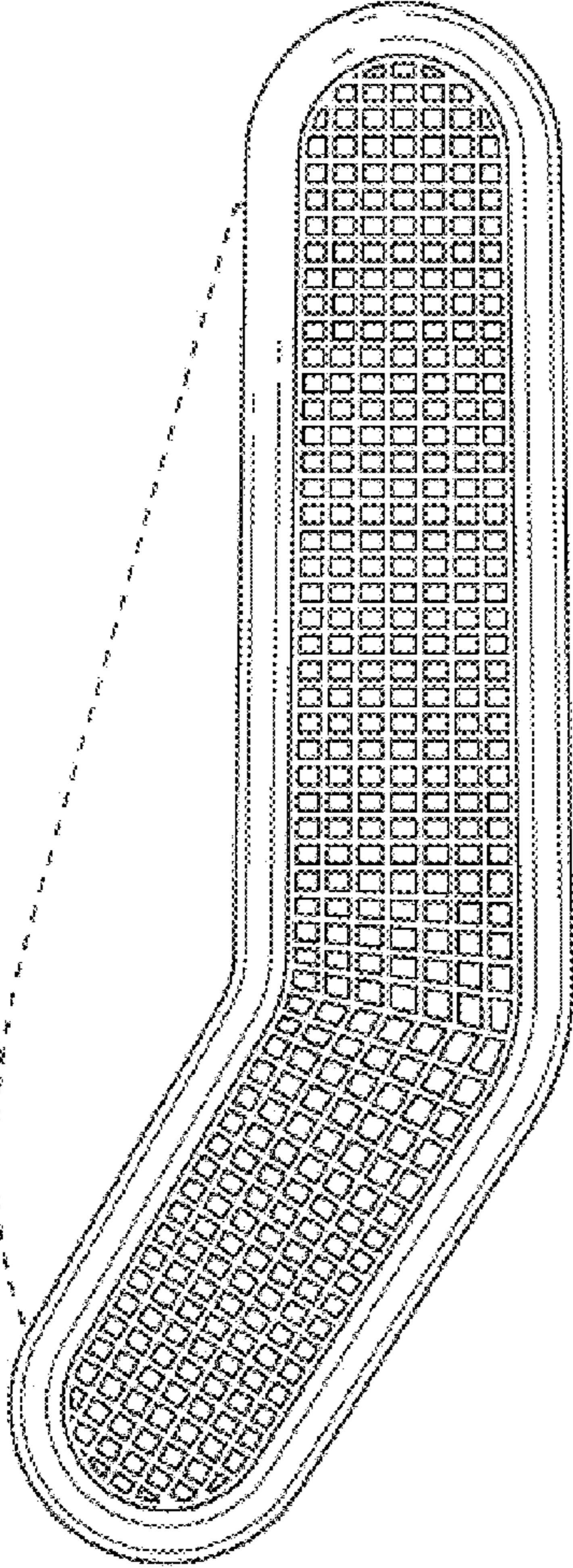


FIG. 4

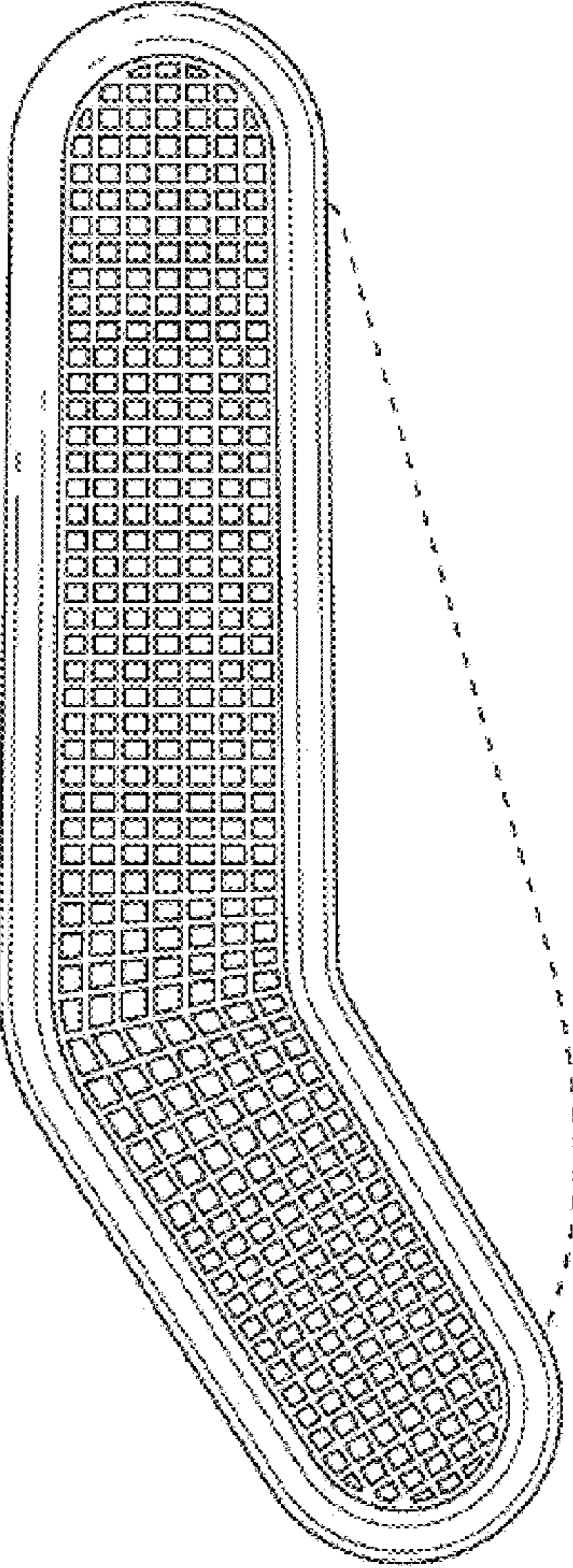


FIG. 5

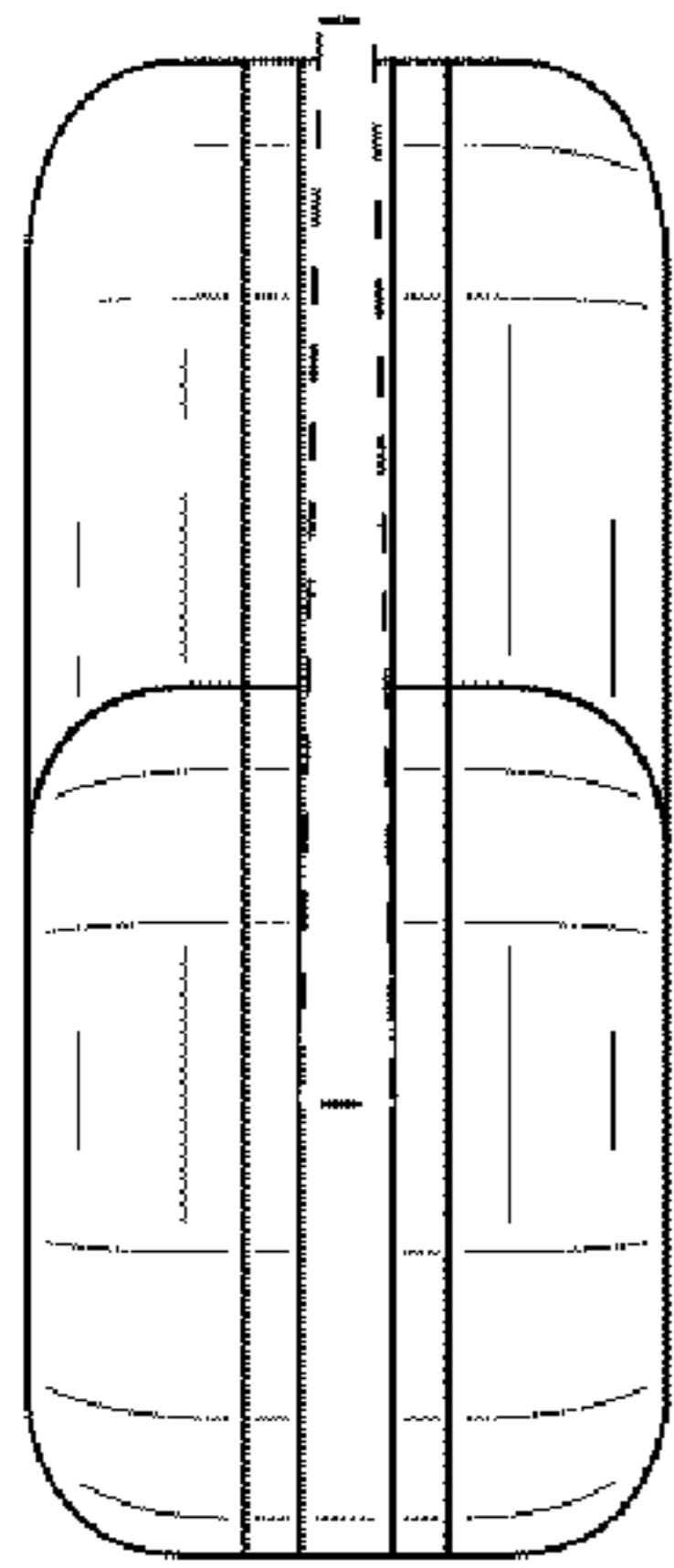


FIG. 6




FIG. 7

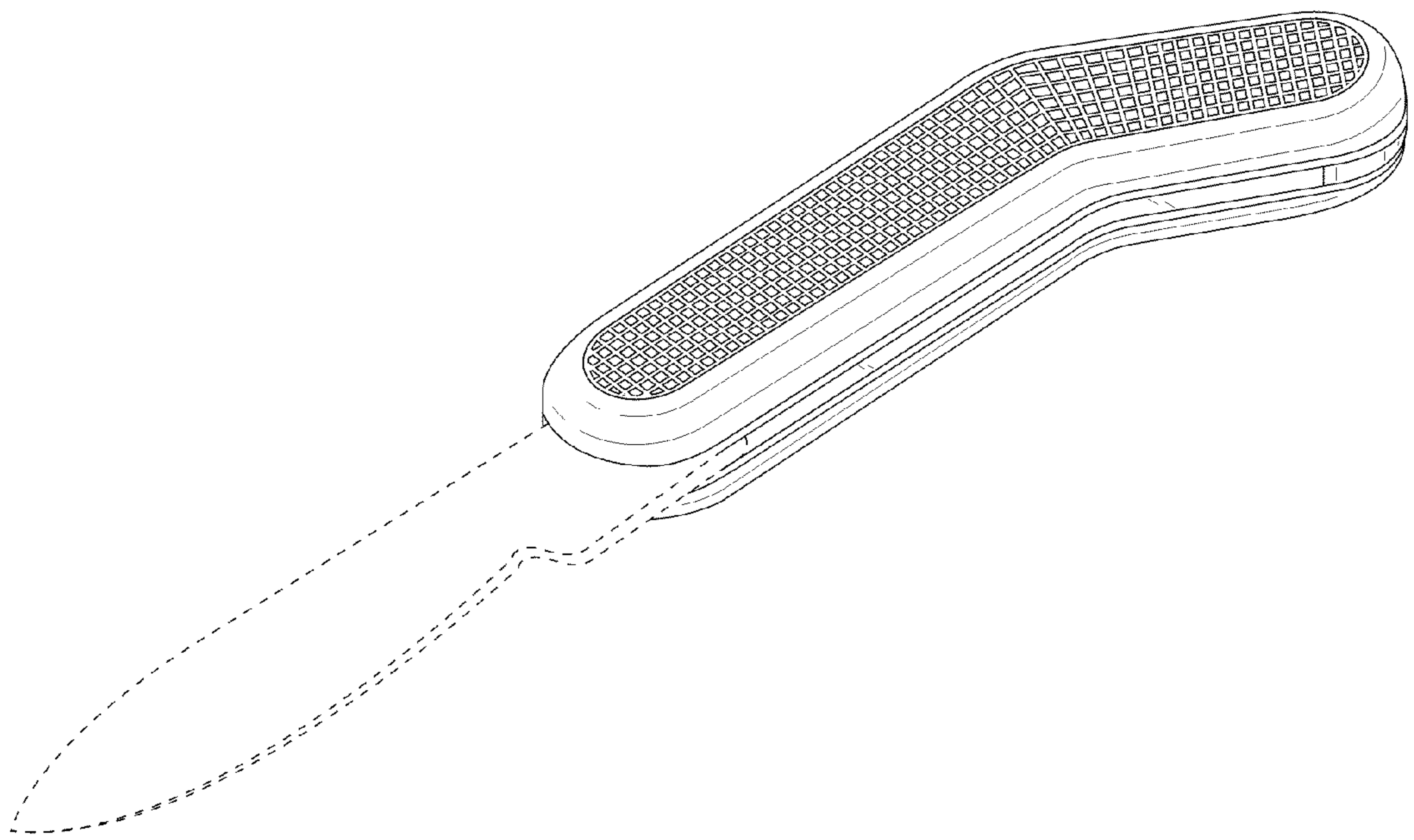


FIG. 8