



US00D653927S

(12) **United States Design Patent**  
**Barnhart et al.**

(10) **Patent No.:** **US D653,927 S**

(45) **Date of Patent:** **\*\* Feb. 14, 2012**

(54) **WHEEL WEIGHT REMOVAL TOOL**

(75) Inventors: **Russell B. Barnhart**, Lexington, NC  
(US); **Kim M. Barnhart**, Lexington, NC  
(US)

(73) Assignee: **U.W.T., Inc.**, Lexington, NC (US)

(\*\*) Term: **14 Years**

(21) Appl. No.: **29/392,599**

(22) Filed: **May 24, 2011**

(51) **LOC (9) Cl.** ..... **08-05**

(52) **U.S. Cl.** ..... **D8/89**

(58) **Field of Classification Search** ..... D8/14,  
D8/31, 88-89, 499; 7/100, 143; 29/267;  
157/1.17, 1.47

See application file for complete search history.

(56) **References Cited**

**U.S. PATENT DOCUMENTS**

834,908	A *	11/1906	Hussey	.....	157/1.22
2,274,126	A	2/1942	Carrigan		
2,314,145	A	3/1943	Kalajian		
D161,034	S *	11/1950	Marthinsen	.....	D8/77
D163,533	S *	6/1951	Mills	.....	D8/81
2,883,153	A	4/1959	Abbott		
3,152,391	A	10/1964	Bjorn et al.		
D203,296	S *	12/1965	Guartararo	.....	D8/31
D203,297	S *	12/1965	Guartararo	.....	D8/31
3,721,282	A	3/1973	Hayes et al.		
3,793,656	A	2/1974	Songer et al.		
3,852,839	A	12/1974	Blessing		
4,268,926	A *	5/1981	Roxton	.....	7/143
4,393,908	A	7/1983	Clay		
D271,372	S *	11/1983	Fortune	.....	D8/88

D301,962	S *	7/1989	Huang	.....	D8/14
D377,745	S *	2/1997	Laun	.....	D8/107
5,743,285	A	4/1998	Shalkevich		
D407,289	S *	3/1999	Swenson, Jr.	.....	D8/82
D416,777	S *	11/1999	Swenson, Sr.	.....	D8/107
6,446,318	B1 *	9/2002	Foose	.....	29/275
6,536,308	B1	3/2003	Thorne et al.		
6,915,936	B2 *	7/2005	Estes	.....	227/147
D519,820	S *	5/2006	Newman et al.	.....	D8/107
2005/0060860	A1 *	3/2005	Kang	.....	29/267
2007/0017321	A1 *	1/2007	Doney	.....	81/20

**OTHER PUBLICATIONS**

U.W.T. Wheel Weight Removal Tools. Downloaded Sep. 27, 2011 at <http://uwtinc.com/>.\*

\* cited by examiner

*Primary Examiner* — Philip S Hyder

*Assistant Examiner* — Roselynn Ulm Cody

(74) *Attorney, Agent, or Firm* — Hammer & Associates, P.C.

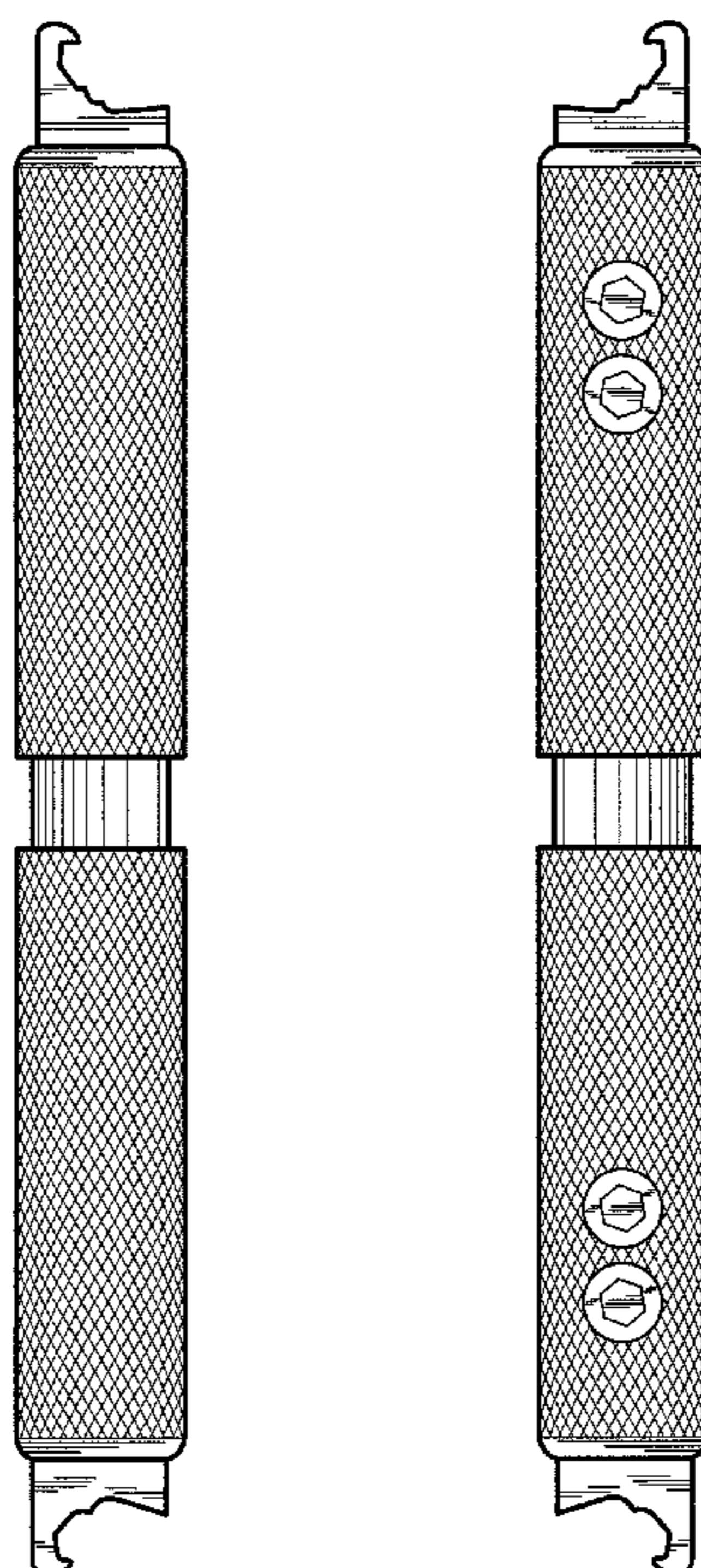
(57) **CLAIM**

The ornamental design for a wheel weight removal tool, as shown and described.

**DESCRIPTION**

FIG. 1 is a perspective view of a wheel weight removal tool showing the new design;  
FIG. 2 is a front plan elevation view thereof.  
FIG. 3 is a rear plan elevation view thereof.  
FIG. 4 is a first side elevation view thereof;  
FIG. 5 is a second side elevation view thereof.  
FIG. 6 is a top plan view thereof; and,  
FIG. 7 is a bottom plan view thereof.

**1 Claim, 4 Drawing Sheets**



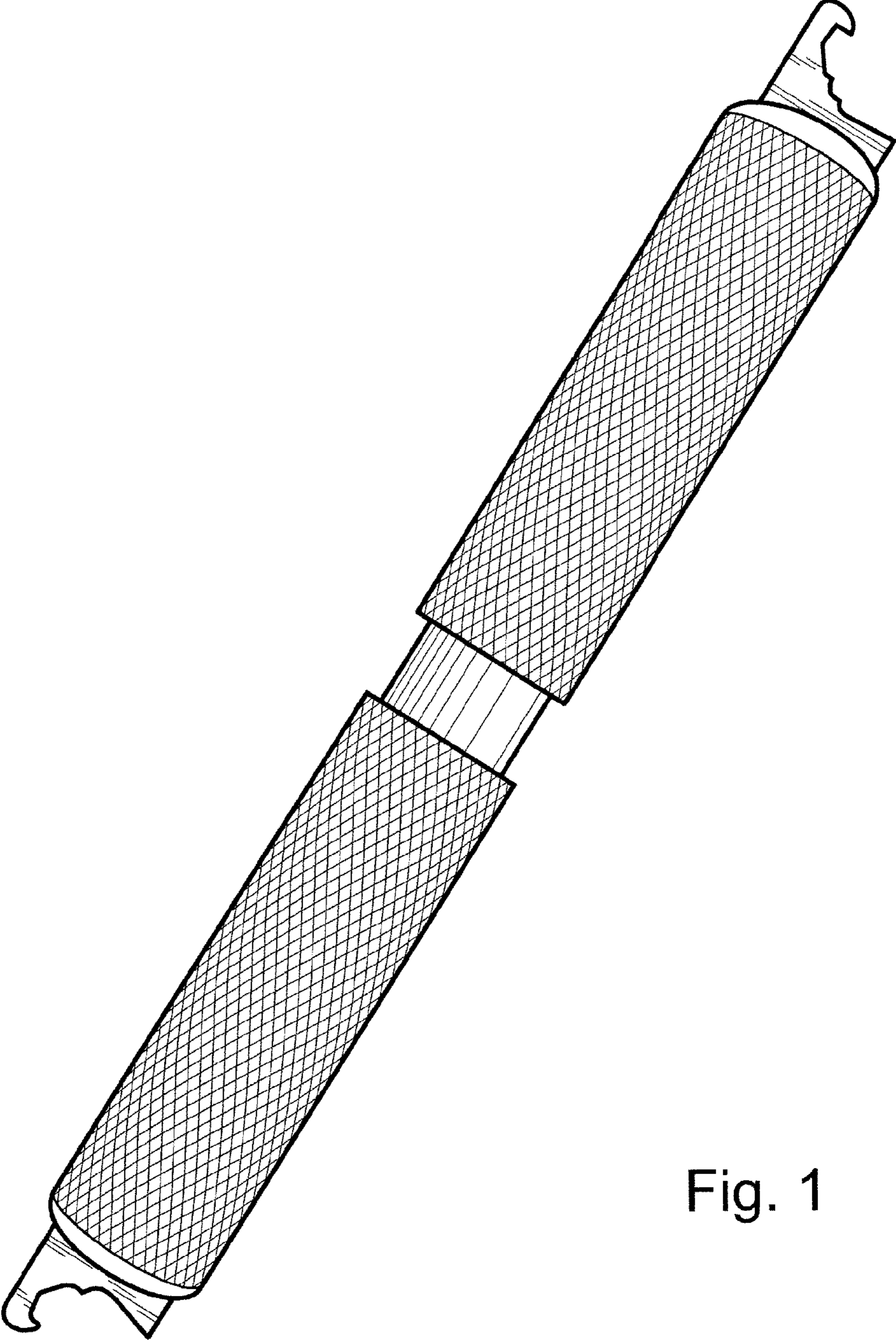


Fig. 1

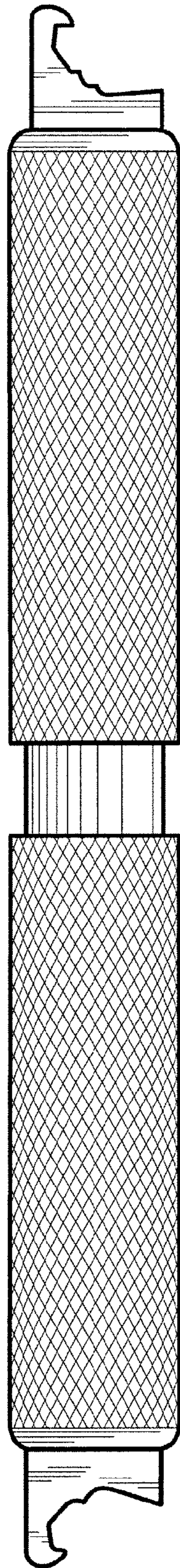


Fig. 2

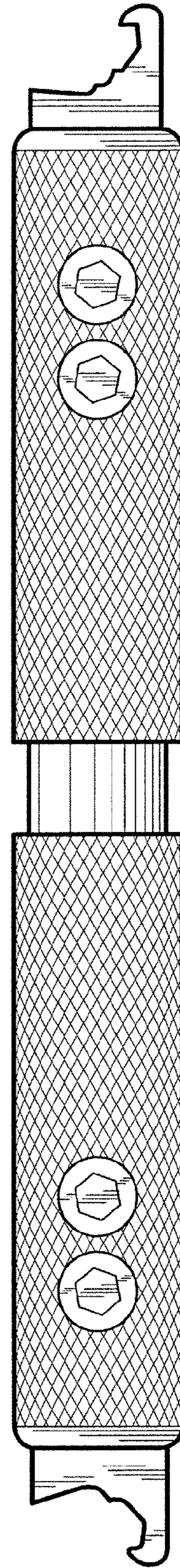


Fig. 3

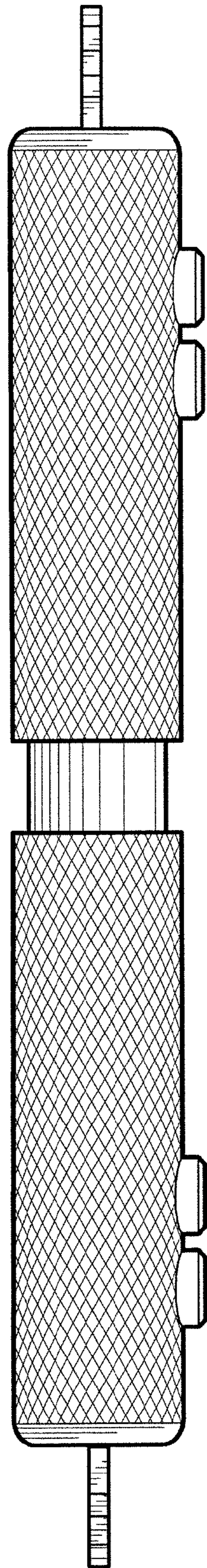


Fig. 4

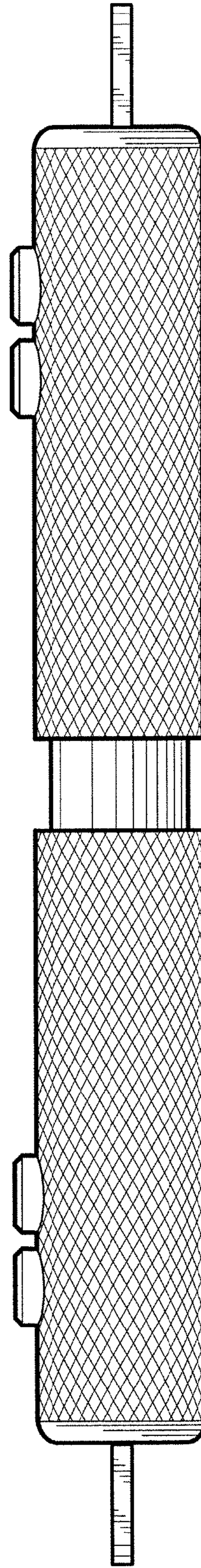


Fig. 5




Fig. 6

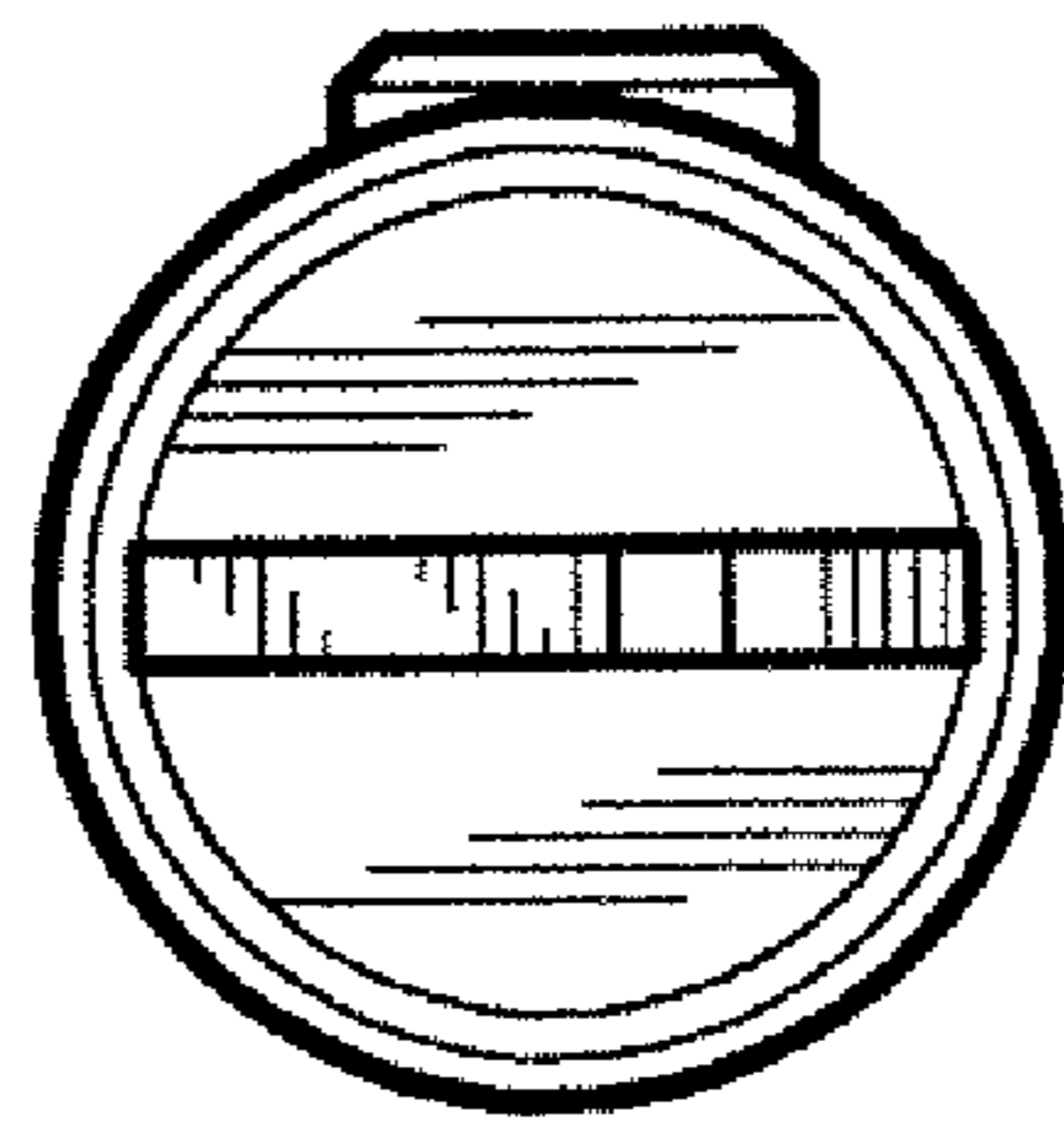


Fig. 7