

US00D653925S

(12) **United States Design Patent**
Hung

(10) **Patent No.:** **US D653,925 S**

(45) **Date of Patent:** **** Feb. 14, 2012**

(54) **HAMMER**

(76) Inventor: **Yi-Kung Hung, Lukang Chen (TW)**

(**) Term: **14 Years**

(21) Appl. No.: **29/383,956**

(22) Filed: **Jan. 25, 2011**

(51) **LOC (9) Cl.** **08-02**

(52) **U.S. Cl.** **D8/78**

(58) **Field of Classification Search** D8/11,
D8/75-81, 107; 7/145; 30/308.1; 144/195.5;
81/19-24, 26, 489; 76/103

See application file for complete search history.

D549,066 S * 8/2007 Youngren et al. D8/78
D628,871 S * 12/2010 Jerabek et al. D8/80
7,874,231 B2 * 1/2011 Hanlon 81/22
2007/0163395 A1 * 7/2007 Wagner et al. 81/20
2010/0224031 A1 * 9/2010 Hanlon 81/20

* cited by examiner

Primary Examiner — Philip S Hyder

Assistant Examiner — Roselynn Cody

(74) *Attorney, Agent, or Firm* — Alan Kamrath; Kamrath IP
Lawfirm, PA

(57) **CLAIM**

The ornamental design for a hammer, as shown and described.

DESCRIPTION

FIG. 1 is a perspective view of a hammer, showing my new design;

FIG. 2 is a front view thereof;

FIG. 3 is a rear view thereof;

FIG. 4 is a left side view thereof;

FIG. 5 is a right side view thereof;

FIG. 6 is a top view thereof; and,

FIG. 7 is another perspective view thereof.

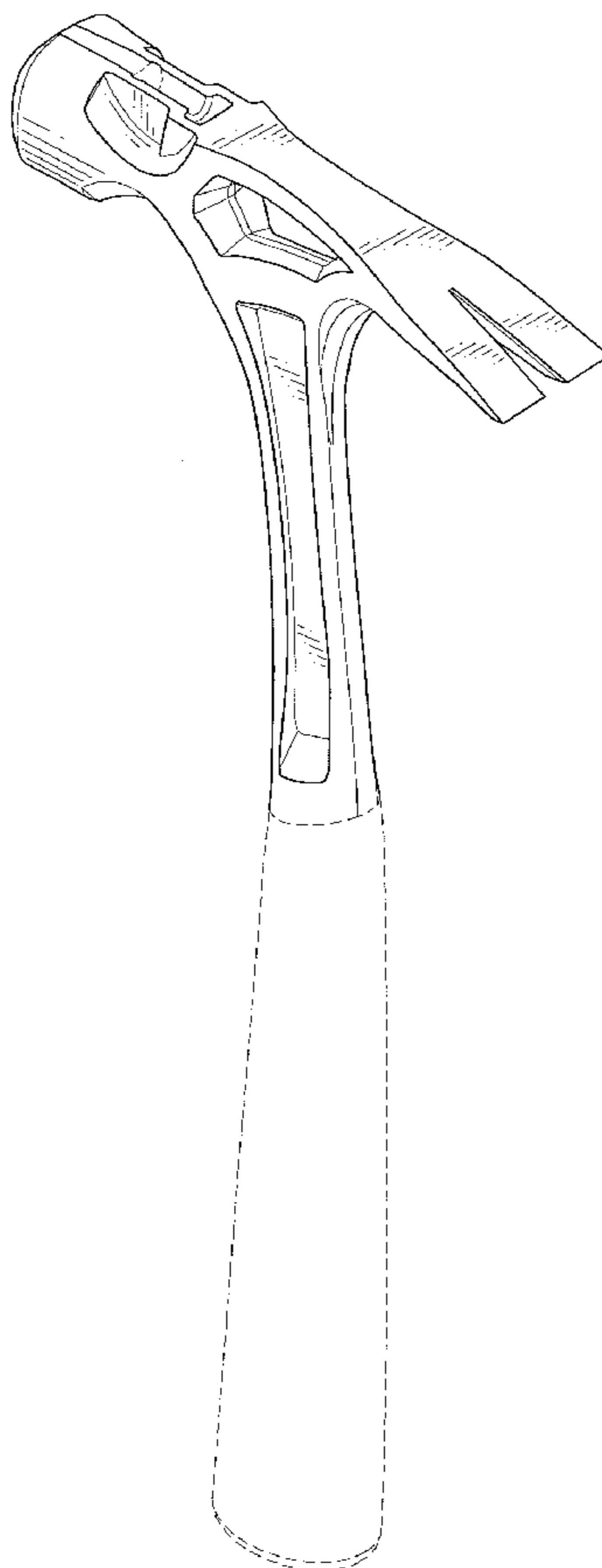
The broken lines are shown for illustrative purposes only and form no part of the claimed design.

1 Claim, 6 Drawing Sheets

(56) **References Cited**

U.S. PATENT DOCUMENTS

5,802,933	A *	9/1998	Hebert et al.	81/20
D449,770	S *	10/2001	Chen	D8/75
D478,264	S *	8/2003	Chen	D8/78
D478,266	S *	8/2003	Chen	D8/78
6,763,747	B1 *	7/2004	Gierer et al.	81/489
D497,789	S *	11/2004	Hung	D8/78
D503,605	S *	4/2005	Hung	D8/78
D519,348	S *	4/2006	Chen	D8/75
7,066,052	B2 *	6/2006	Chen	81/22
D528,890	S *	9/2006	Chen	D8/78
D530,583	S *	10/2006	Chen	D8/78



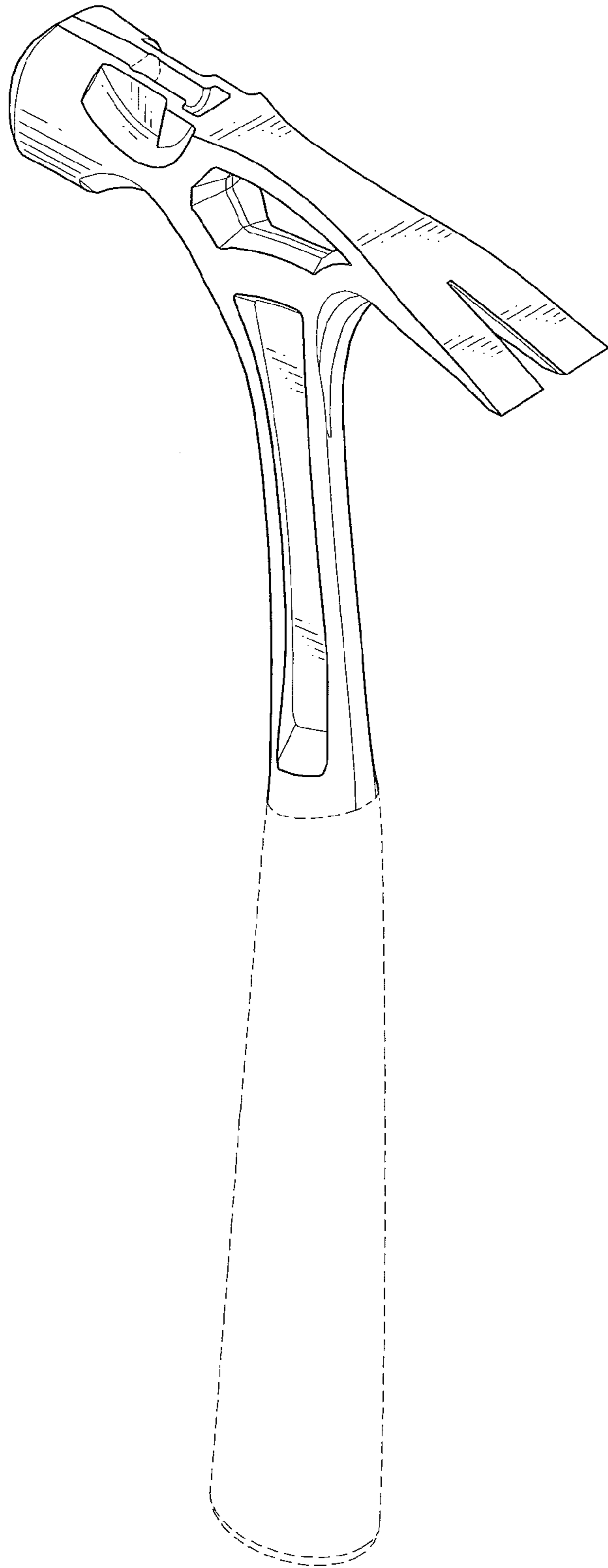


FIG. 1

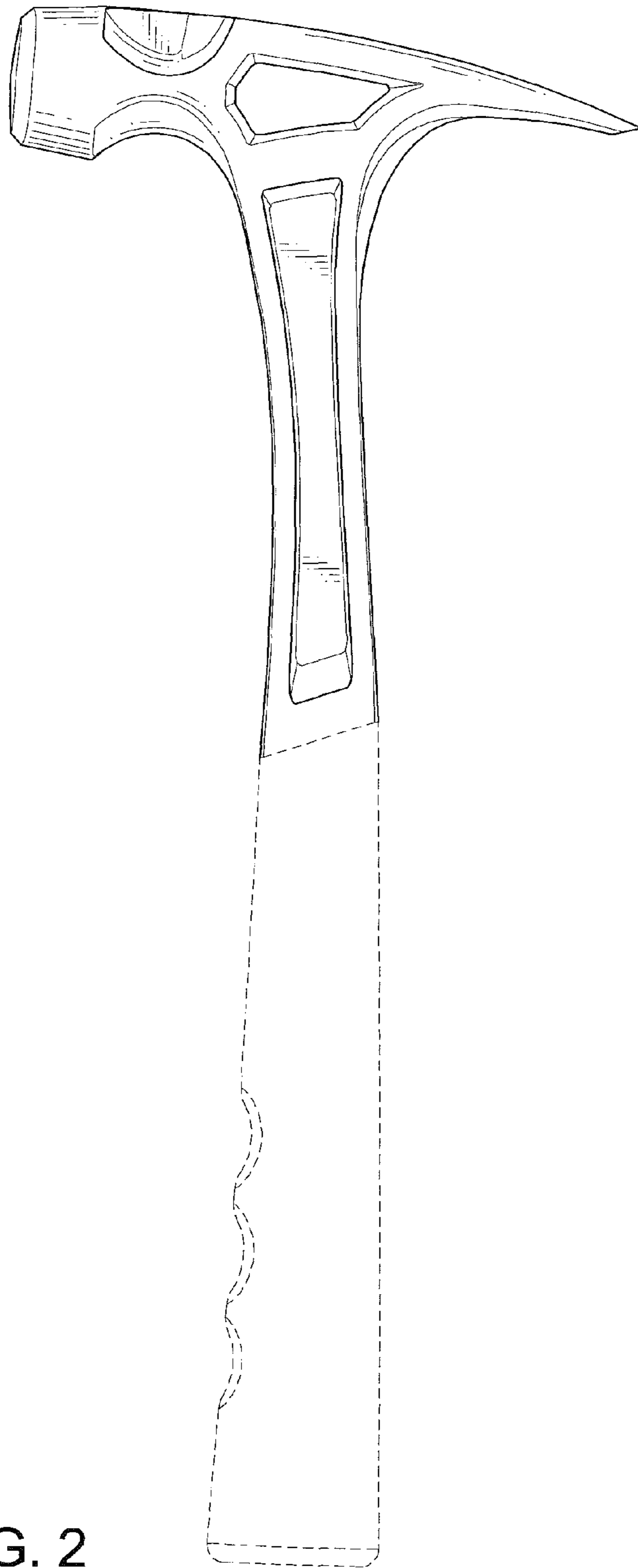


FIG. 2

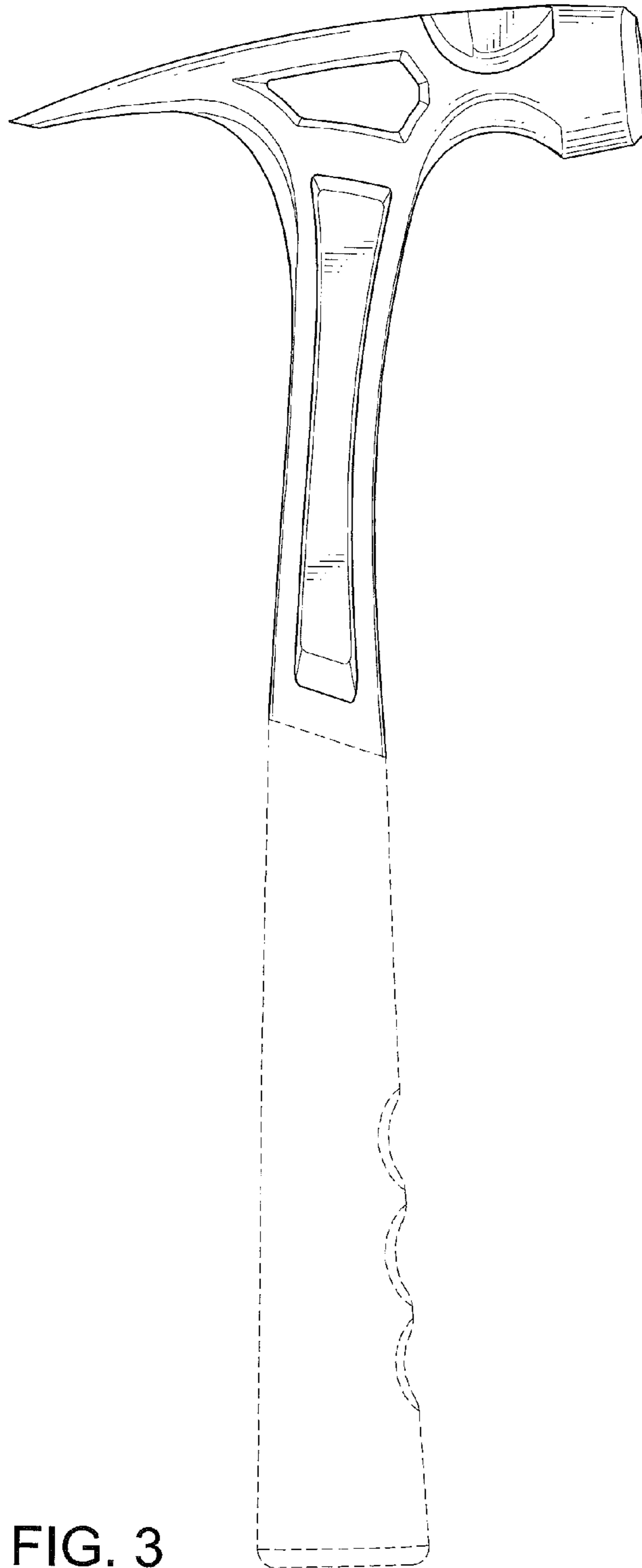


FIG. 3

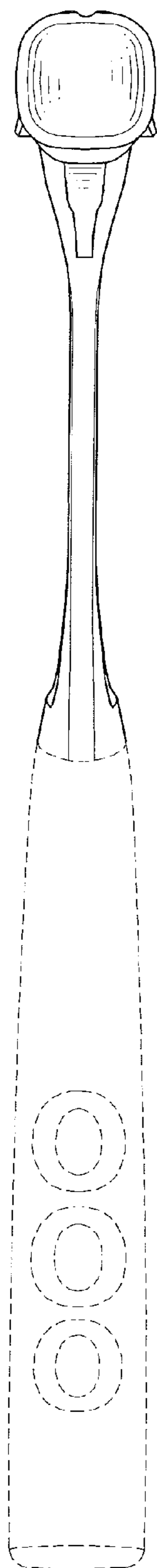


FIG. 4

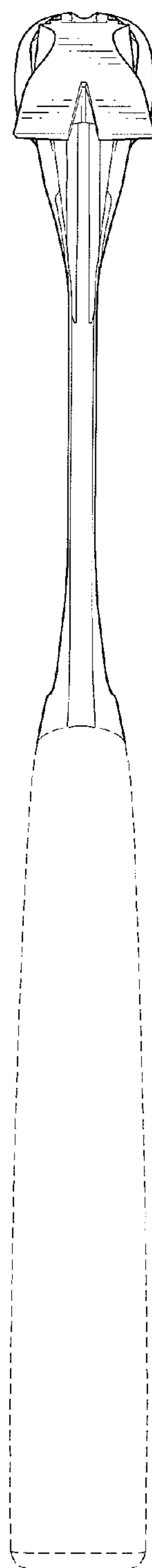


FIG. 5

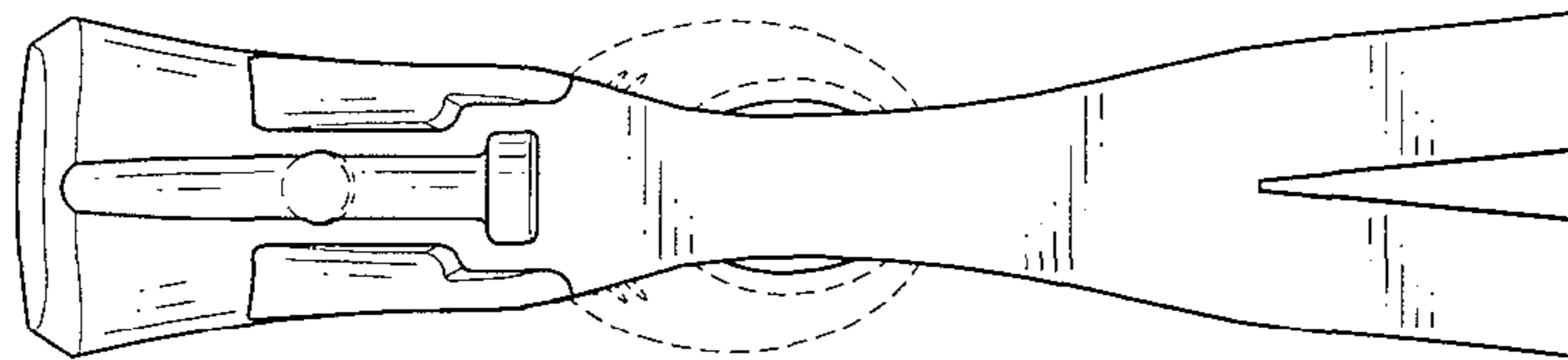


FIG. 6

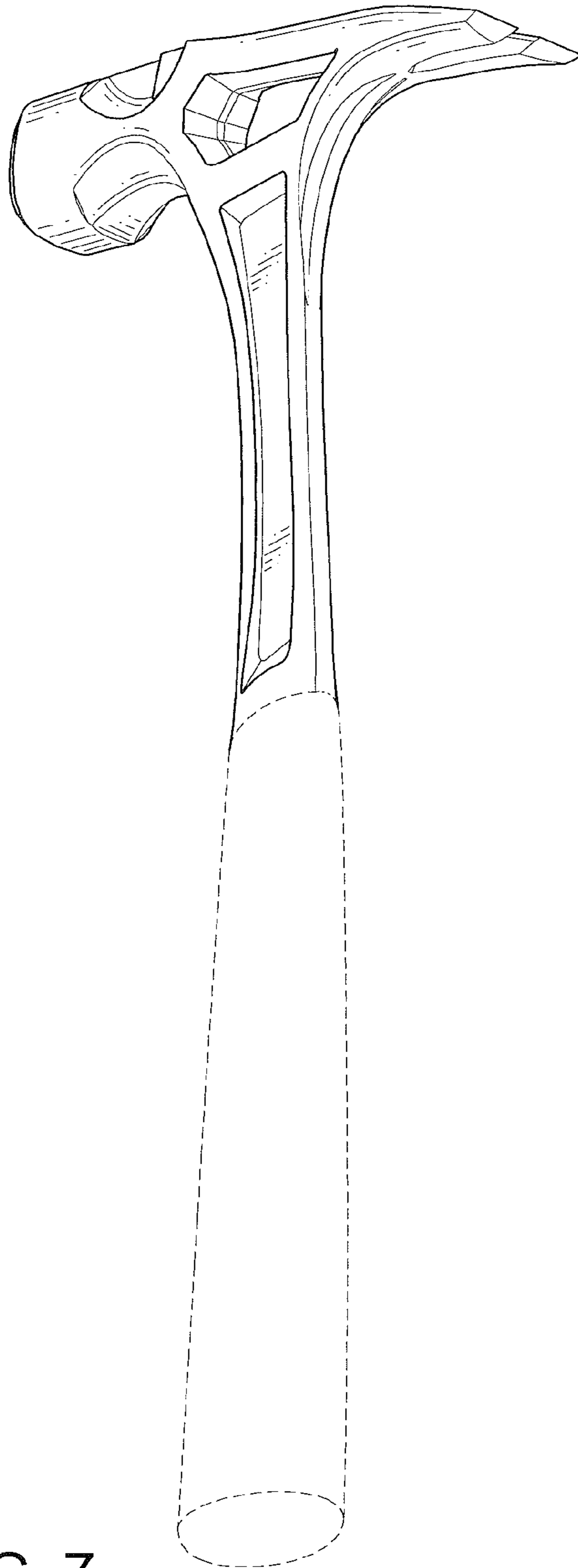


FIG. 7