

US00D653922S

(12) **United States Design Patent**
Henssler et al.

(10) **Patent No.:** **US D653,922 S**

(45) **Date of Patent:** **** Feb. 14, 2012**

(54) **OSCILLATORY DRIVE**

(75) Inventors: **Heinrich Henssler**, Schwaebisch Gmuend (DE); **Martin Schultheiss**, Schwaebisch Gmuend (DE)

(73) Assignee: **C. & E. Fein GmbH** (DE)

(**) Term: **14 Years**

(21) Appl. No.: **29/390,056**

(22) Filed: **Apr. 19, 2011**

(30) **Foreign Application Priority Data**

Jan. 10, 2011 (EM) 001253793

(51) **LOC (9) Cl.** **08-01**

(52) **U.S. Cl.** **D8/61**

(58) **Field of Classification Search** D8/61,
D8/62, 67, 69; 81/57, 57.11, 57.14, 57.26,
81/429, 464, 469; 173/2, 170, 176, 181
See application file for complete search history.

(56) **References Cited**

U.S. PATENT DOCUMENTS

D527,592 S *	9/2006	Hayakawa et al.	D8/61
D529,353 S *	10/2006	Wong et al.	D8/61
D559,639 S *	1/2008	Henssler et al.	D8/61
D569,206 S *	5/2008	Takahagi et al.	D8/61
D580,247 S *	11/2008	Taniguchi et al.	D8/61

D588,891 S *	3/2009	Hayakawa et al.	D8/61
D593,826 S *	6/2009	Aglassinger	D8/62
D598,260 S *	8/2009	Jerome et al.	D8/61
D602,756 S *	10/2009	Henssler et al.	D8/61
D624,380 S *	9/2010	Rane et al.	D8/61
D633,352 S *	3/2011	Davison, III et al.	D8/61
D637,055 S *	5/2011	Schomisch	D8/62
D637,056 S *	5/2011	Schomisch	D8/62
D637,057 S *	5/2011	Schomisch	D8/62
D639,629 S *	6/2011	Torigai et al.	D8/61
D643,700 S *	8/2011	Schultheiss et al.	D8/64

* cited by examiner

Primary Examiner — Austin Murphy

(74) *Attorney, Agent, or Firm* — St. Onge Steward Johnston & Reens LLC

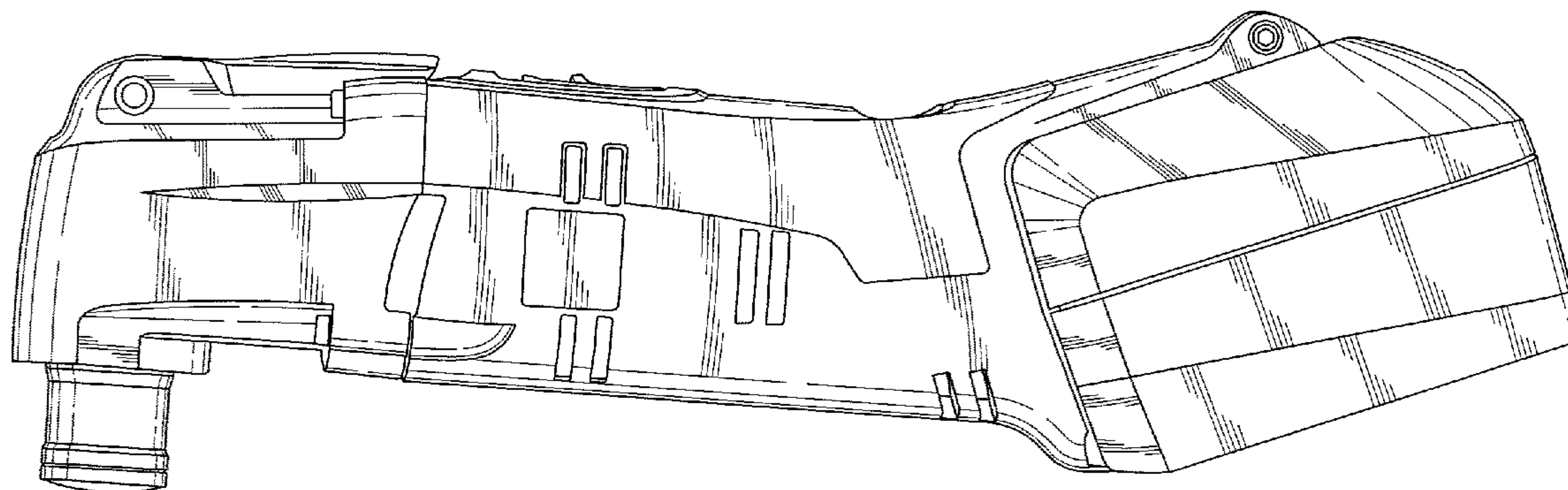
(57) **CLAIM**

The ornamental design for an oscillatory drive, as shown and described.

DESCRIPTION

FIG. 1 is a left side isometric view of an oscillatory drive in accordance with the new design;
FIG. 2 is a front elevation view thereof;
FIG. 3 is a rear elevation view thereof;
FIG. 4 is a right side elevation view thereof;
FIG. 5 is a left side elevation view thereof;
FIG. 6 is a top plan view thereof; and,
FIG. 7 is a bottom plan view thereof.

1 Claim, 6 Drawing Sheets



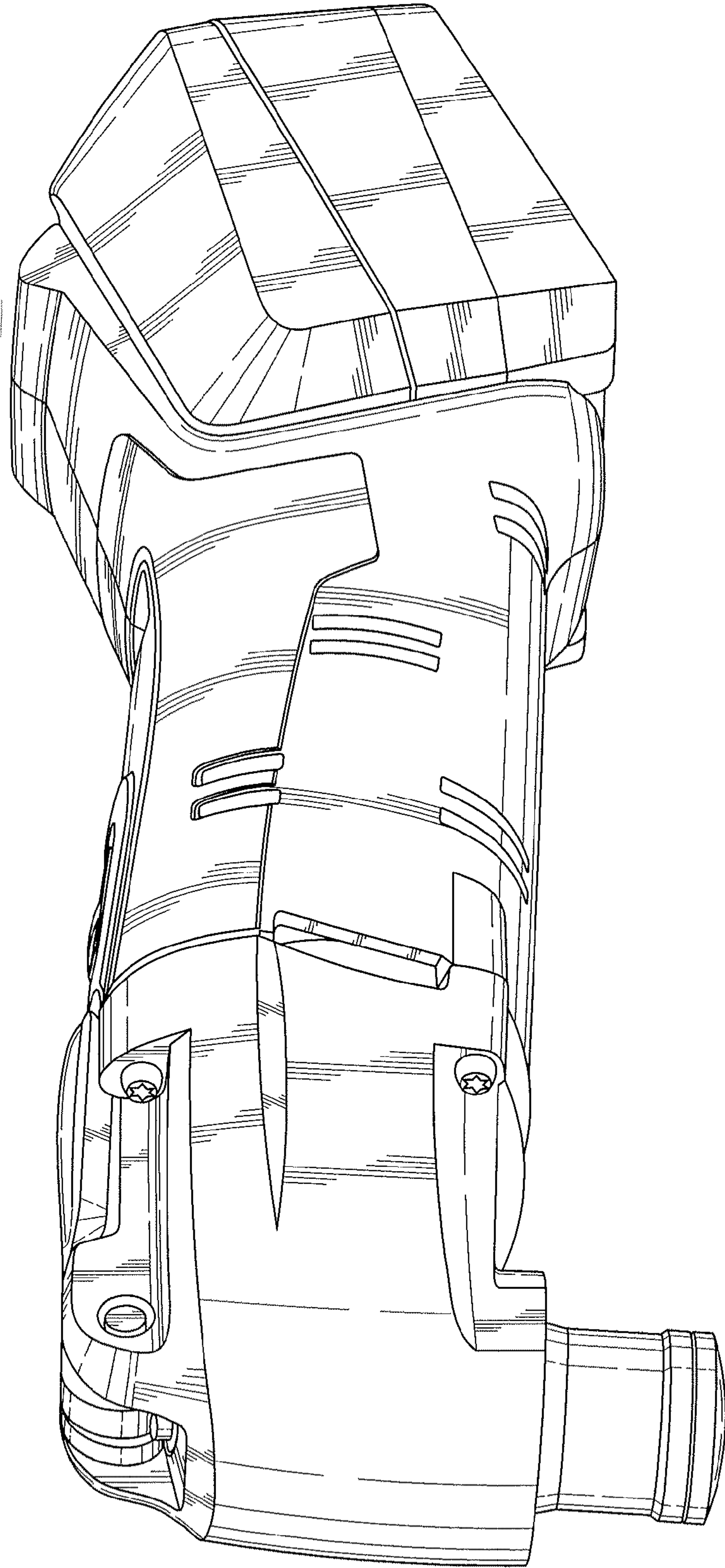


Fig. 1

Fig. 2

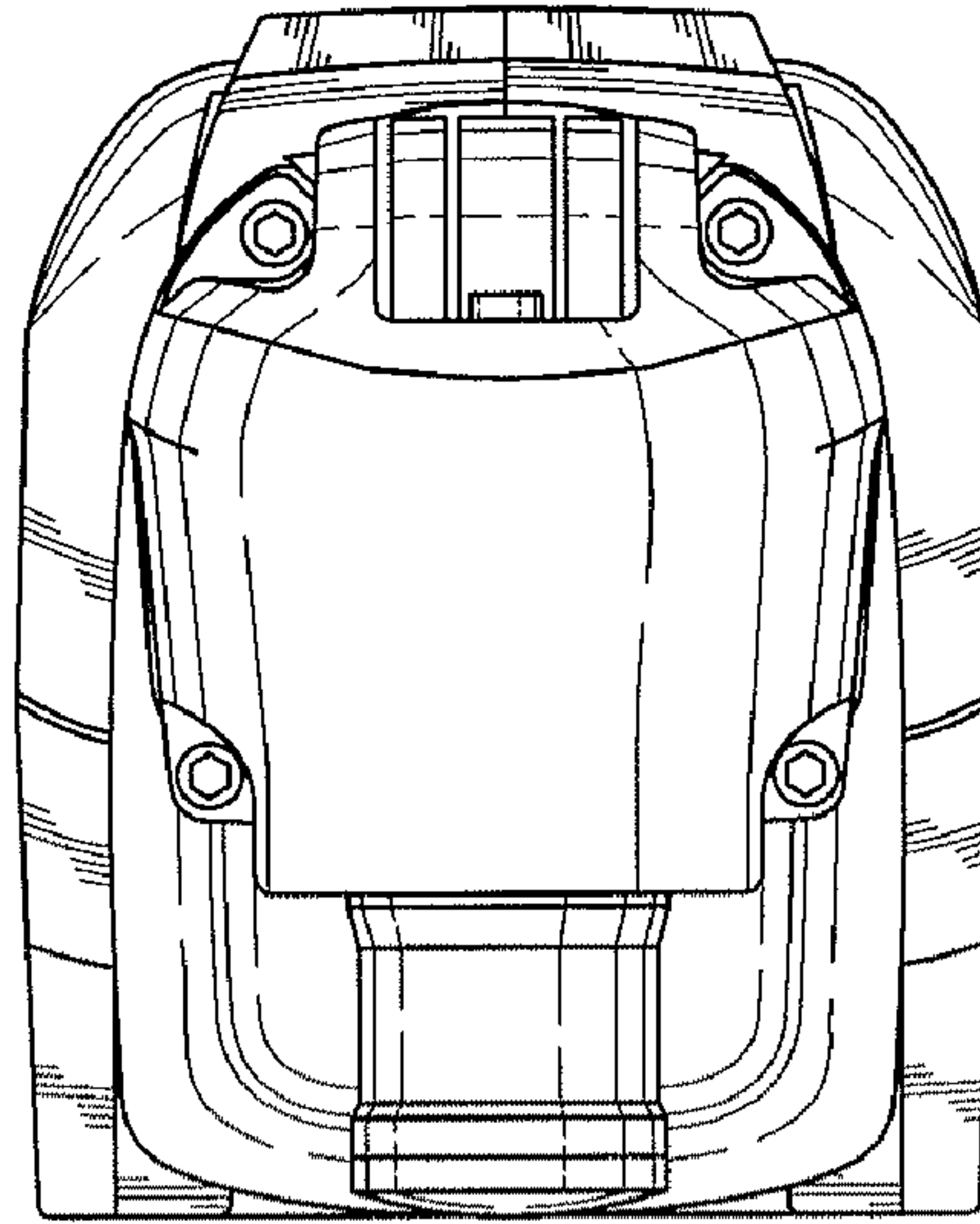
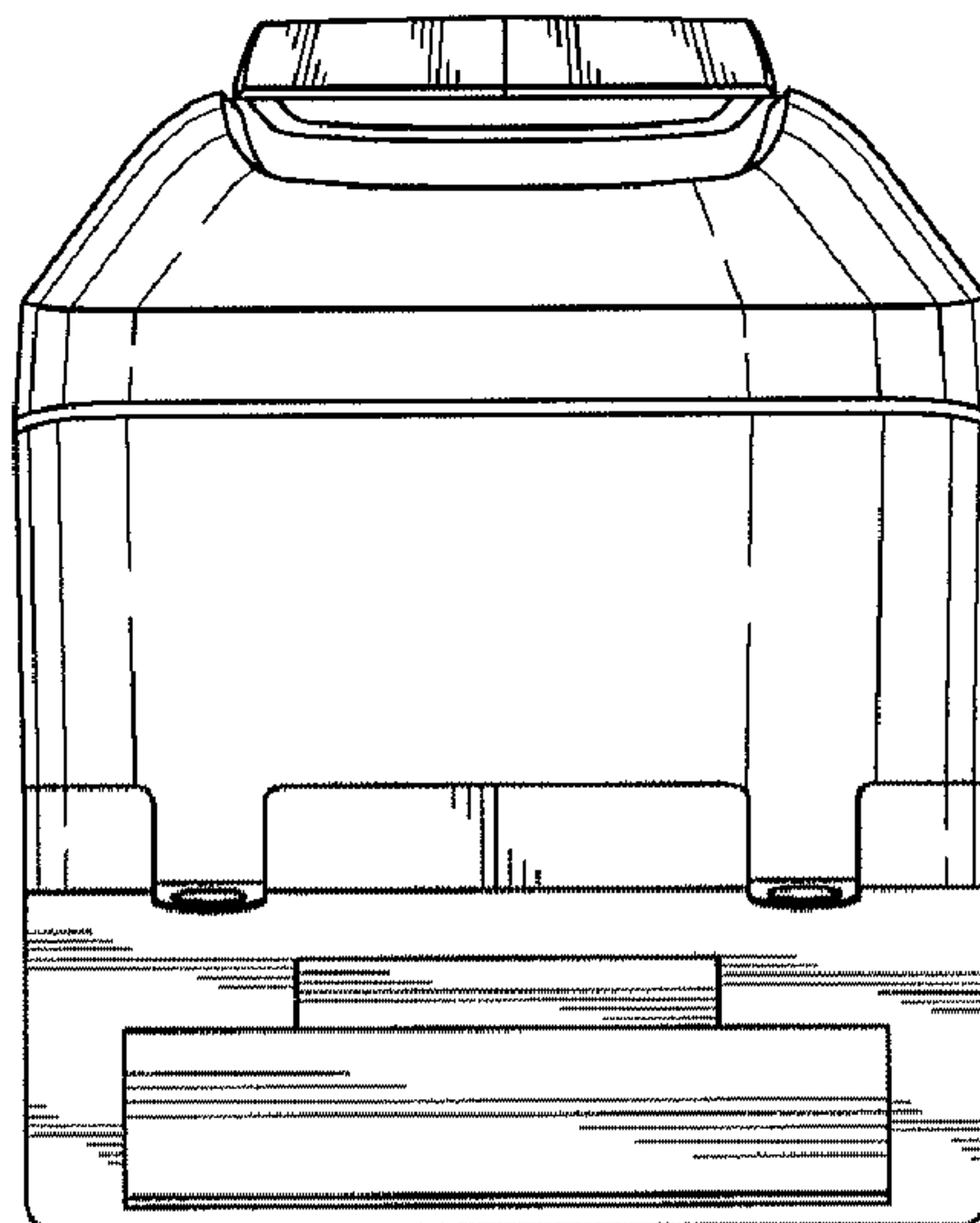


Fig. 3



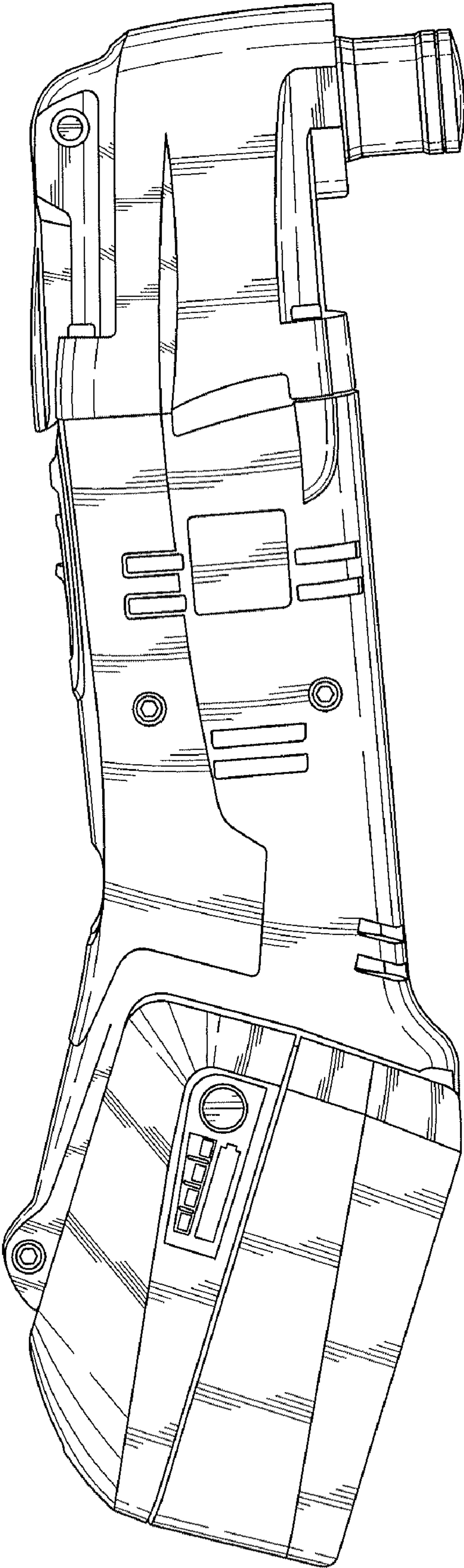


Fig. 4

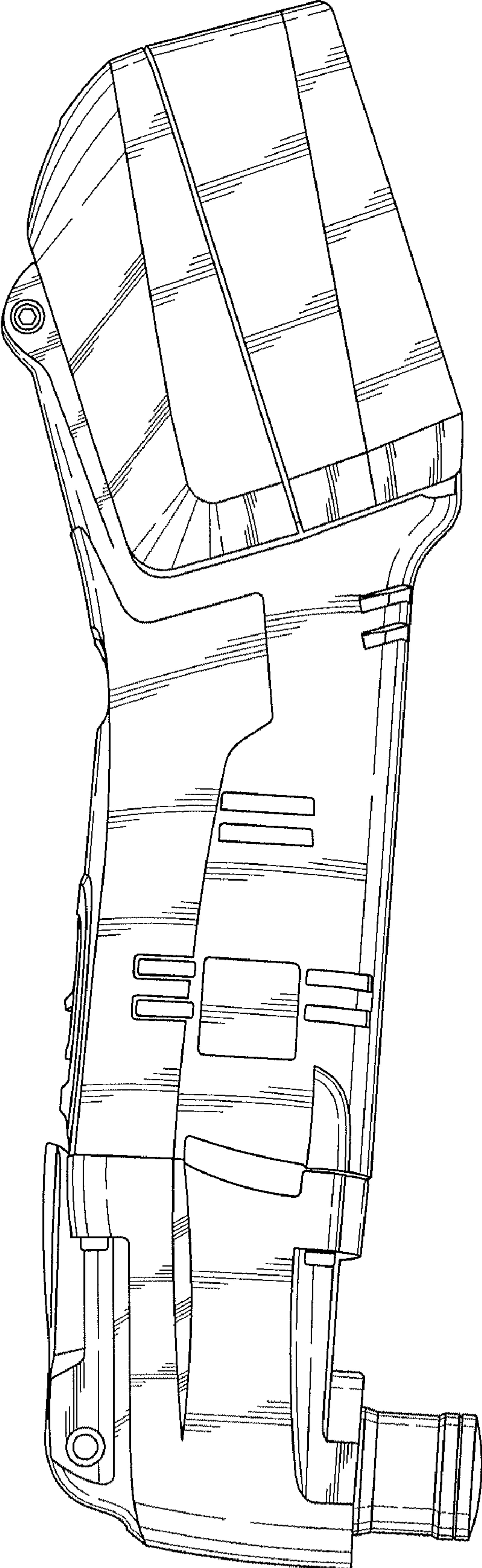


Fig. 5

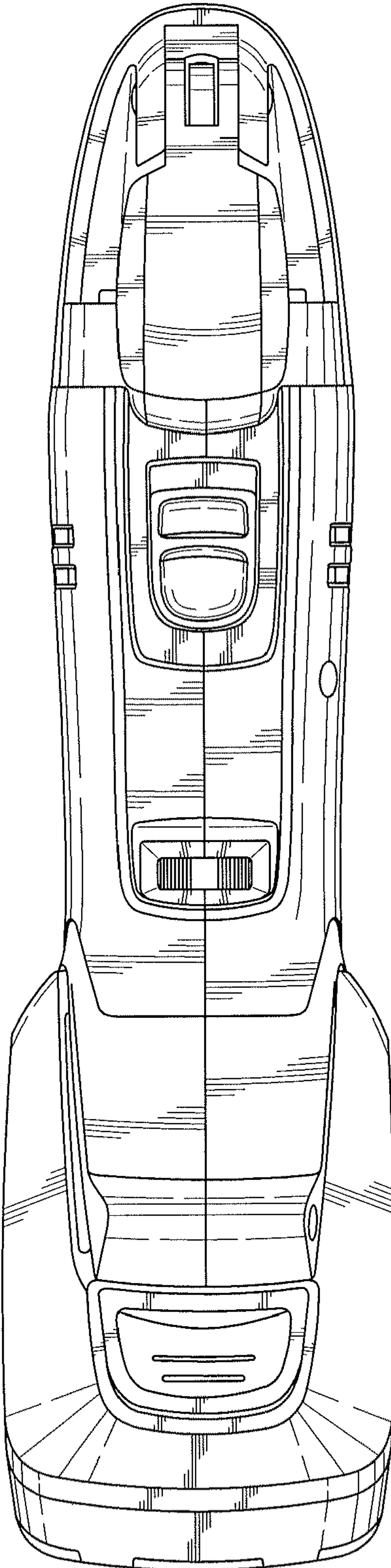


Fig. 6

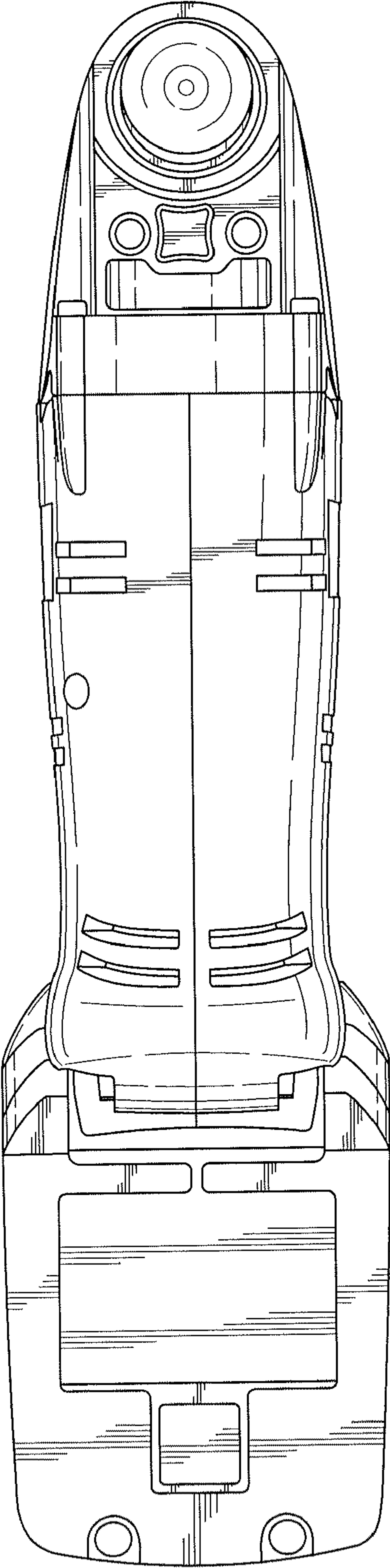


Fig. 7