



US00D653914S

(12) **United States Design Patent**  
**Lutz**

(10) **Patent No.:** **US D653,914 S**

(45) **Date of Patent:** **\*\* Feb. 14, 2012**

(54) **COASTER**

(76) **Inventor:** **Mark Steven Lutz**, Oconomowoc, WI  
(US)

(\*\*) **Term:** **14 Years**

(21) **Appl. No.:** **29/382,448**

(22) **Filed:** **Jan. 4, 2011**

(51) **LOC (9) Cl.** ..... **07-06**

(52) **U.S. Cl.** ..... **D7/624.1**

(58) **Field of Classification Search** ..... D7/601-602,  
D7/619.1, 624.1, 624.2, 388, 603; D9/444,  
D9/455, 501, 517; D30/129, 133; D27/102,  
D27/126, 133-135; D11/143, 152, 155;  
D24/199; 215/11.6; 220/592.16, 592.17,  
220/737-739, 902-903; 229/89-91  
See application file for complete search history.

D406,925 S \* 3/1999 Sharon ..... D30/129  
D412,605 S \* 8/1999 Sharon ..... D30/129  
D413,416 S \* 8/1999 Frank ..... D30/161  
D448,978 S \* 10/2001 Isbell ..... D7/619.1  
6,596,374 B1 7/2003 Adjeleian  
D506,295 S \* 6/2005 Hammer et al. .... D30/133  
D513,940 S 1/2006 Kolflat  
D526,537 S \* 8/2006 Rosenberg et al. .... D7/619.1  
D557,074 S \* 12/2007 Bardolet ..... D7/523

\* cited by examiner

*Primary Examiner* — Ian Simmons

*Assistant Examiner* — Dana L Sipos

(74) *Attorney, Agent, or Firm* — Monty Simmons; Simmons  
Patents

(57) **CLAIM**

I claim the ornamental design for a coaster, as shown and  
described.

(56) **References Cited**


U.S. PATENT DOCUMENTS

D44,657 S \* 9/1913 Brunhoff ..... D99/34  
D117,854 S \* 11/1939 Pilot ..... D27/126  
D263,784 S \* 4/1982 Butler et al. .... D27/126  
D287,920 S \* 1/1987 Lanier ..... D7/624.2  
4,978,566 A 12/1990 Scheurer et al.  
D330,816 S \* 11/1992 Phillips ..... D6/457  
D331,538 S \* 12/1992 Fabre ..... D9/455  
D383,225 S \* 9/1997 Wolfard et al. .... D26/23

**DESCRIPTION**

FIG. 1 is a top plan view of a coaster showing my new design;  
FIG. 2 is a side elevation view thereof;  
FIG. 3 is a second side elevation view thereof;  
FIG. 4 is a third side elevation view thereof; and,  
FIG. 5 is a fourth side elevation view thereof.

**1 Claim, 3 Drawing Sheets**






Fig. 1




Fig. 2




Fig. 3




Fig. 4




Fig. 5