



US00D653895S

(12) **United States Design Patent**
Reisenhus

(10) **Patent No.:** **US D653,895 S**

(45) **Date of Patent:** **** Feb. 14, 2012**

(54) **BODY SUPPORT**

(75) Inventor: **Thomas Høegh Reisenhus**, Otterup (DK)

(73) Assignee: **Dan-Foam Aps**, Aarup (DK)

(**) Term: **14 Years**

(21) Appl. No.: **29/377,051**

(22) Filed: **Oct. 15, 2010**

(30) **Foreign Application Priority Data**

Apr. 16, 2010	(EM)	001696535-0001
Apr. 16, 2010	(EM)	001696535-0002
Apr. 16, 2010	(EM)	001696535-0003
Apr. 16, 2010	(EM)	001696535-0004
Apr. 16, 2010	(EM)	001696535-0005
Apr. 16, 2010	(EM)	001696535-0006
Apr. 16, 2010	(EM)	001696535-0007
Apr. 16, 2010	(EM)	001696535-0008
Apr. 16, 2010	(EM)	001696535-0009
Apr. 16, 2010	(EM)	001696535-0010

(51) **LOC (9) Cl.** **06-09**

(52) **U.S. Cl.** **D6/596**

(58) **Field of Classification Search** D6/595,
D6/596, 601; 5/630, 636-638, 640, 652,
5/653, 655, 655.9, 656, 657, 417, 420, 655.5,
5/731, 740

See application file for complete search history.

(56) **References Cited**

U.S. PATENT DOCUMENTS

2,371,788	A	3/1945	Weeber	
2,588,846	A	3/1952	Kane	
2,696,918	A	12/1954	Arelt	
2,768,924	A	10/1956	Wright	
2,785,739	A *	3/1957	McGregor, Jr. et al.	267/145
2,835,313	A	5/1958	Dodge	
2,836,228	A	5/1958	Dahle	

D188,483	S	8/1960	Koenigsberg	
3,133,853	A	5/1964	Knox	
3,148,390	A	9/1964	Vakousky	
3,222,697	A *	12/1965	Scheermesser	428/160
3,574,873	A *	4/1971	Weinstein	5/655.5
3,885,257	A	5/1975	Rogers	

(Continued)

FOREIGN PATENT DOCUMENTS

DE 10327258 1/2005

(Continued)

Primary Examiner — Janice Seeger

(74) *Attorney, Agent, or Firm* — Michael Best & Friedrich LLP

(57) **CLAIM**

I claim the ornamental design for a body support, as shown and described.

DESCRIPTION

FIG. 1 is a perspective view of a body support constructed in accordance with the present invention.

FIG. 2 is a front view of the body support shown in FIG. 1.

FIG. 3 is a rear view of the body support shown in FIGS. 1 and 2.

FIG. 4 is a left side view of the body support shown in FIGS. 1-3.

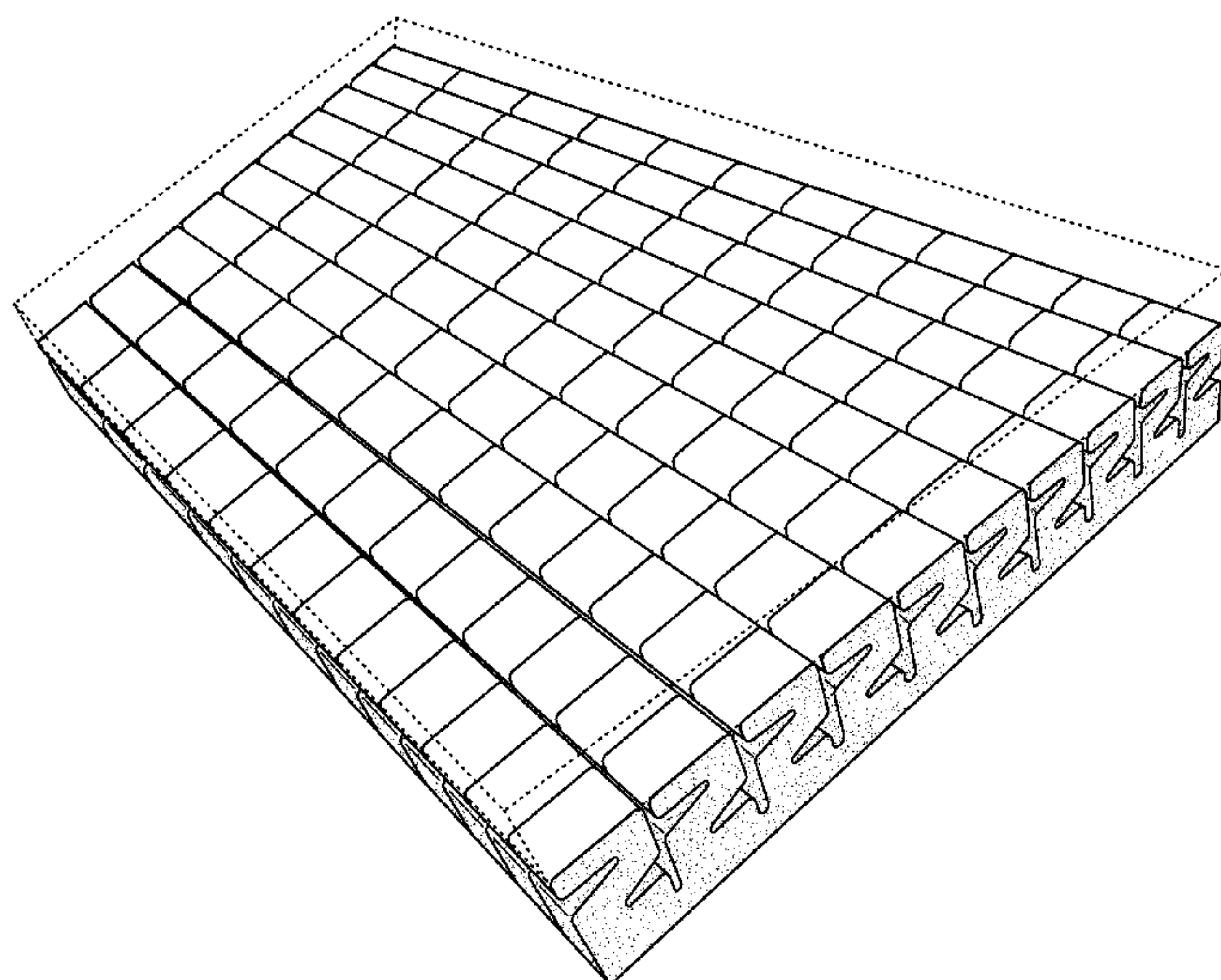
FIG. 5 is a right side view of the body support shown in FIGS. 1-4.

FIG. 6 is a planar view of the body support shown in FIGS. 1-5; and,

FIG. 7 is another planar view of the opposite side of the body support shown in FIGS. 1-6.

The broken line disclosure is understood to represent portions of the article in which the claimed design is embodied, but which form no part of the claimed design. Where surface shading meets a broken line, that broken line is understood to represent an unclaimed boundary between claimed and unclaimed surfaces.

1 Claim, 5 Drawing Sheets



US D653,895 S

Page 2

U.S. PATENT DOCUMENTS

3,940,811	A	3/1976	Tomikawa et al.	
3,974,532	A	8/1976	Ecchuya	
4,047,254	A	9/1977	Hamasu	
4,161,045	A	7/1979	Regan	
4,194,255	A	3/1980	Poppe	
4,207,636	A	6/1980	Ceriani	
4,397,053	A	8/1983	Fanti	
4,399,574	A	8/1983	Shuman	
4,524,473	A	6/1985	Fanti	
4,713,854	A	12/1987	Graebe	
D307,688	S *	5/1990	Schaefer	D6/606
4,980,936	A	1/1991	Frickland et al.	
5,007,124	A	4/1991	Raburn et al.	
5,022,111	A	6/1991	Fenner, Sr.	
5,031,261	A	7/1991	Fenner, Sr.	
5,044,027	A	9/1991	Moon	
5,070,560	A	12/1991	Wilkinson	
D322,907	S *	1/1992	Raburn	D6/596
5,115,527	A	5/1992	Medley	
5,160,785	A *	11/1992	Davidson, Jr.	428/316.6
5,201,489	A	4/1993	Wolf et al.	
5,259,080	A	11/1993	Blaha	
5,491,852	A	2/1996	Maucher	
5,558,314	A	9/1996	Weinstein	
D394,578	S *	5/1998	Raburn	D6/601
D426,739	S	6/2000	Kidder et al.	
6,085,373	A	7/2000	Montana	

6,202,239	B1	3/2001	Ward et al.	
6,223,371	B1	5/2001	Antinori et al.	
6,237,173	B1	5/2001	Schlichter et al.	
6,257,237	B1	7/2001	Suzuki	
6,578,220	B1	6/2003	Smith	
6,602,579	B2	8/2003	Landvik	
6,611,979	B2	9/2003	Welling et al.	
6,665,897	B2	12/2003	Walpin	
6,668,409	B1	12/2003	Blumer	
D486,027	S *	2/2004	Baxter et al.	D6/596
6,704,960	B1	3/2004	Lungair	
6,704,961	B2	3/2004	Kienlein	
6,912,865	B2	7/2005	Seo et al.	
6,912,866	B2	7/2005	Seo et al.	
7,000,277	B2	2/2006	Torres Cervera	
7,059,001	B2	6/2006	Woolfson	
7,100,229	B2	9/2006	O'Reagan	
7,496,981	B2	3/2009	Cucurull	
7,520,012	B2	4/2009	Robins	
2003/0135930	A1	7/2003	Varese et al.	
2006/0123553	A1	6/2006	Jansen	
2009/0013472	A1	1/2009	Koffler et al.	

FOREIGN PATENT DOCUMENTS

EP	1633221	3/2006
GB	2197785	6/1988

* cited by examiner

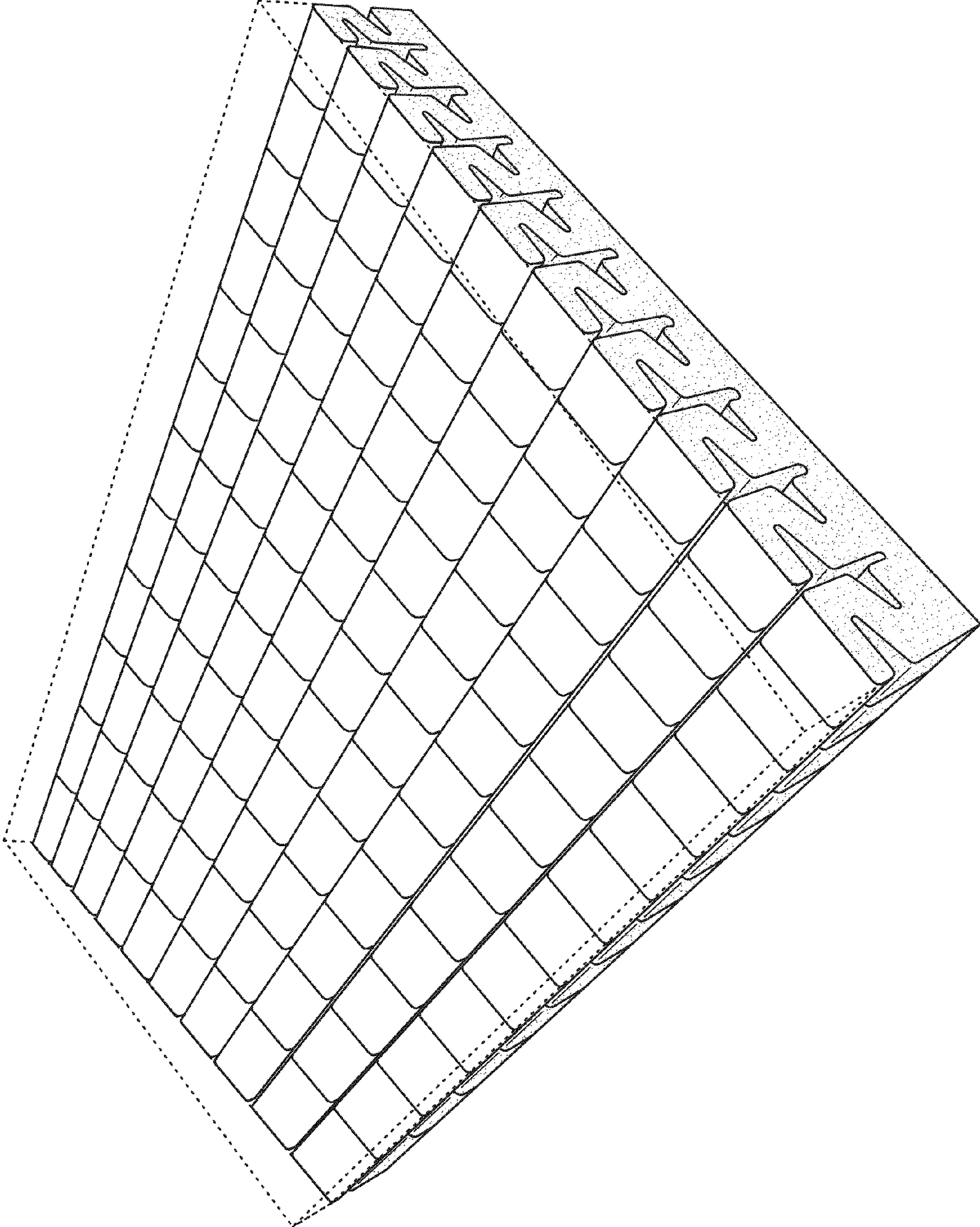


FIG. 1

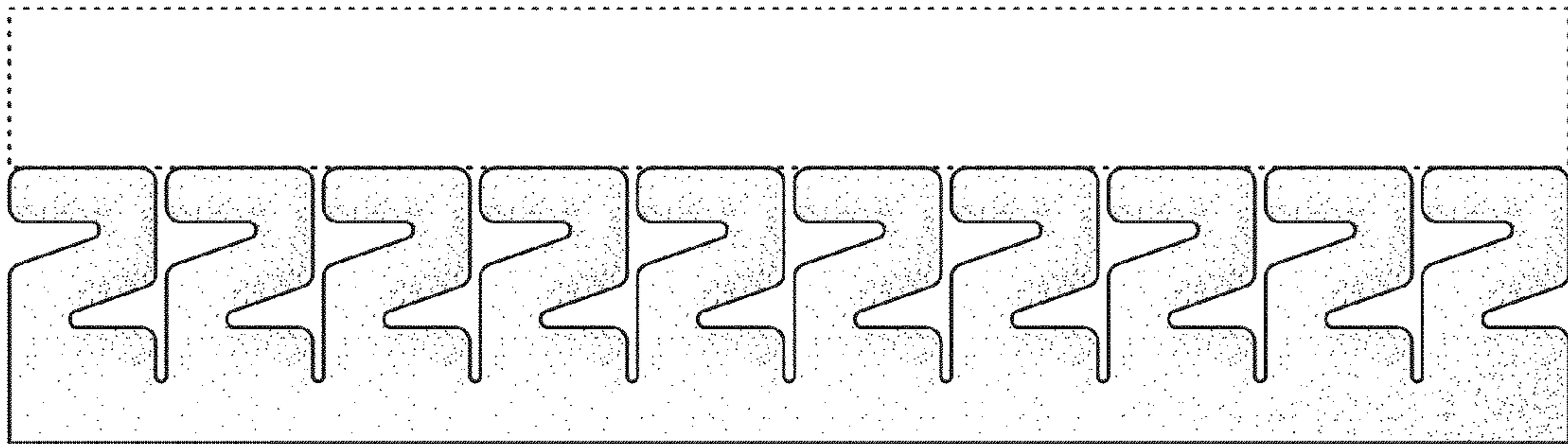


FIG. 2

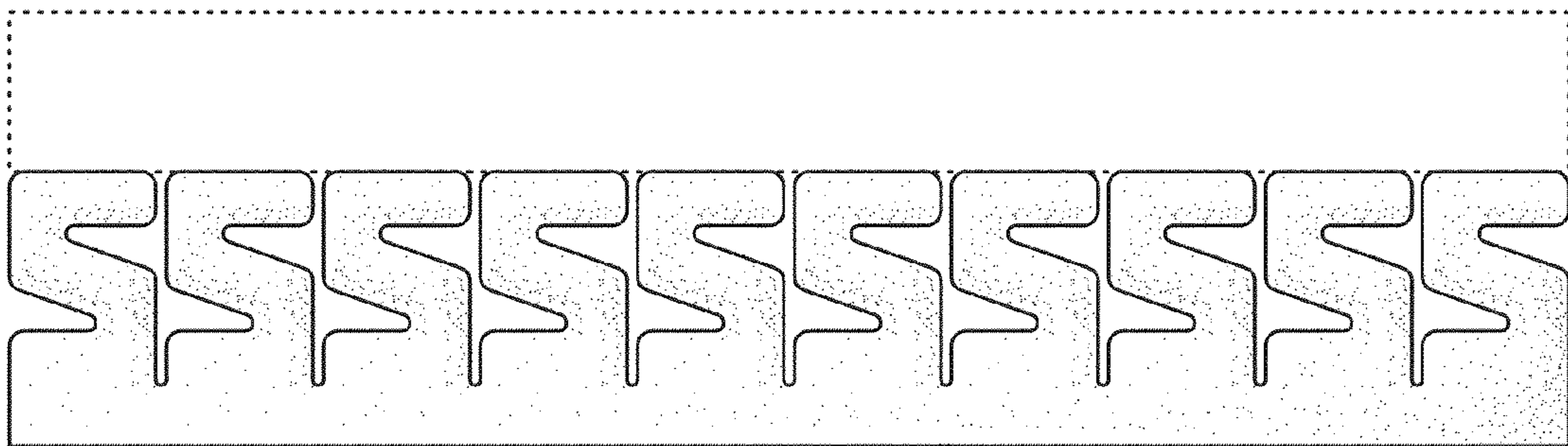


FIG. 3




FIG. 4




FIG. 5




FIG. 6




FIG. 7