

US00D653890S

(12) **United States Design Patent**  
**Chase**

(10) **Patent No.:** **US D653,890 S**

(45) **Date of Patent:** **\*\* Feb. 14, 2012**

(54) **FABRIC TOILET PAPER STORAGE UNIT**

(76) **Inventor:** **Nita Elaine Chase, Ferris, TX (US)**

(\*\*) **Term:** **14 Years**

(21) **Appl. No.:** **29/374,319**

(22) **Filed:** **Jul. 28, 2011**

(51) **LOC (9) Cl.** ..... **23-02**

(52) **U.S. Cl.** ..... **D6/523**

(58) **Field of Classification Search** ..... D6/515-524,  
D6/329, 396, 403, 486; 211/13.1, 11, 16,  
211/71.01, 85.26; 206/736, 233, 261, 6.1,  
206/278.1, 389, 391, 205; 242/570, 590,  
242/560, 560.2

See application file for complete search history.

(56) **References Cited**

**U.S. PATENT DOCUMENTS**

D120,783	S	*	5/1940	Houghton	.....	D6/519
4,177,958	A	*	12/1979	Poole	.....	242/560
D307,845	S	*	5/1990	Omdoll	.....	D6/520
D329,773	S	*	9/1992	Addison et al.	.....	D6/520
D343,086	S	*	1/1994	Wood	.....	D6/520
D361,234	S	*	8/1995	Ball	.....	D6/520
D394,967	S	*	6/1998	Alexander	.....	D6/520

5,887,818	A	*	3/1999	Kelley	.....	242/560.2
6,854,596	B1	*	2/2005	Wiese	.....	206/225
D511,429	S	*	11/2005	Lor	.....	D6/520
D538,090	S	*	3/2007	Valdez	.....	D6/520
D553,403	S	*	10/2007	Williams	.....	D6/520
D591,989	S	*	5/2009	Bailey et al.	.....	D6/513

\* cited by examiner

*Primary Examiner* — Brian N Vinson

(57) **CLAIM**

The ornamental design for a fabric toilet paper storage unit, as shown and described.

**DESCRIPTION**

FIG. 1 is a front, left side, and top perspective view of a fabric toilet paper storage unit showing my new design; FIG. 2 is a front, left side, and top perspective view of a fabric toilet paper storage unit with the right front partially open, the left front being a mirror image of the right front. FIG. 3 is a front elevational view thereof; FIG. 4 is a left side elevational view thereof, the right side being a mirror image; FIG. 5 is a rear elevational view thereof; and, FIG. 6 is a bottom view thereof.

**1 Claim, 4 Drawing Sheets**




FIG. 1

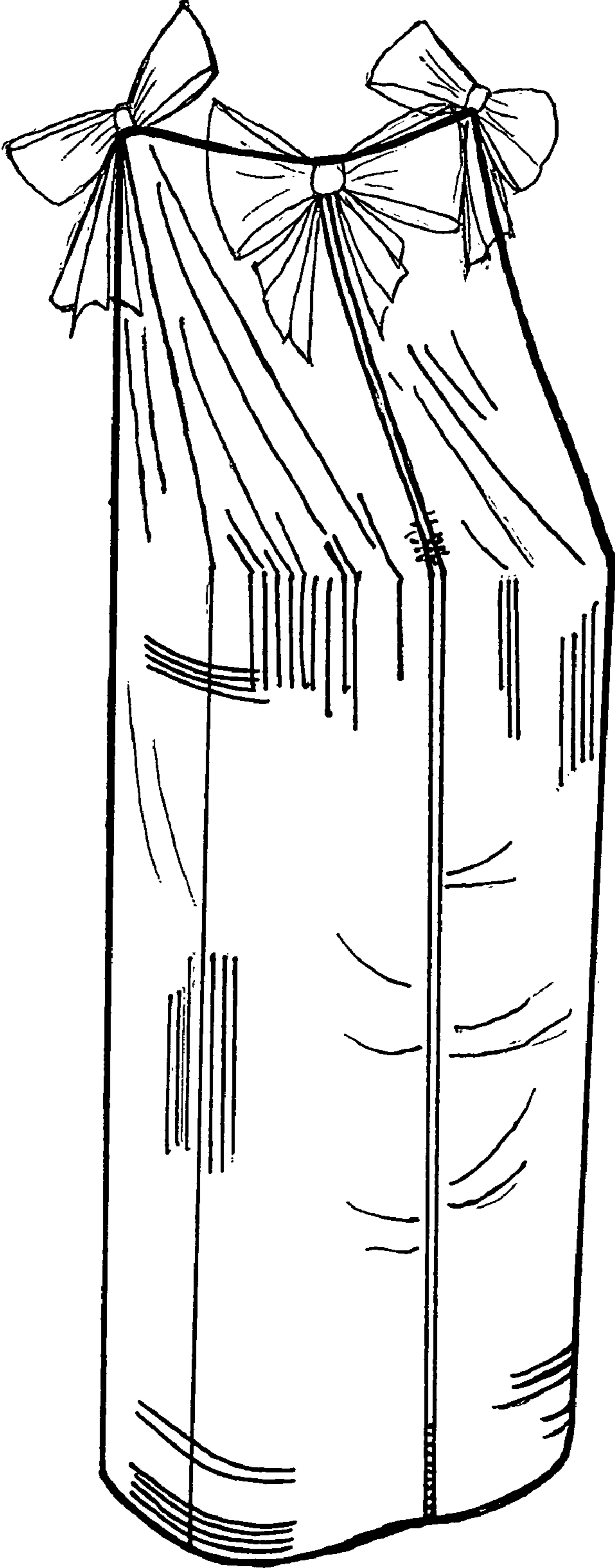


FIG. 2




FIG. 3

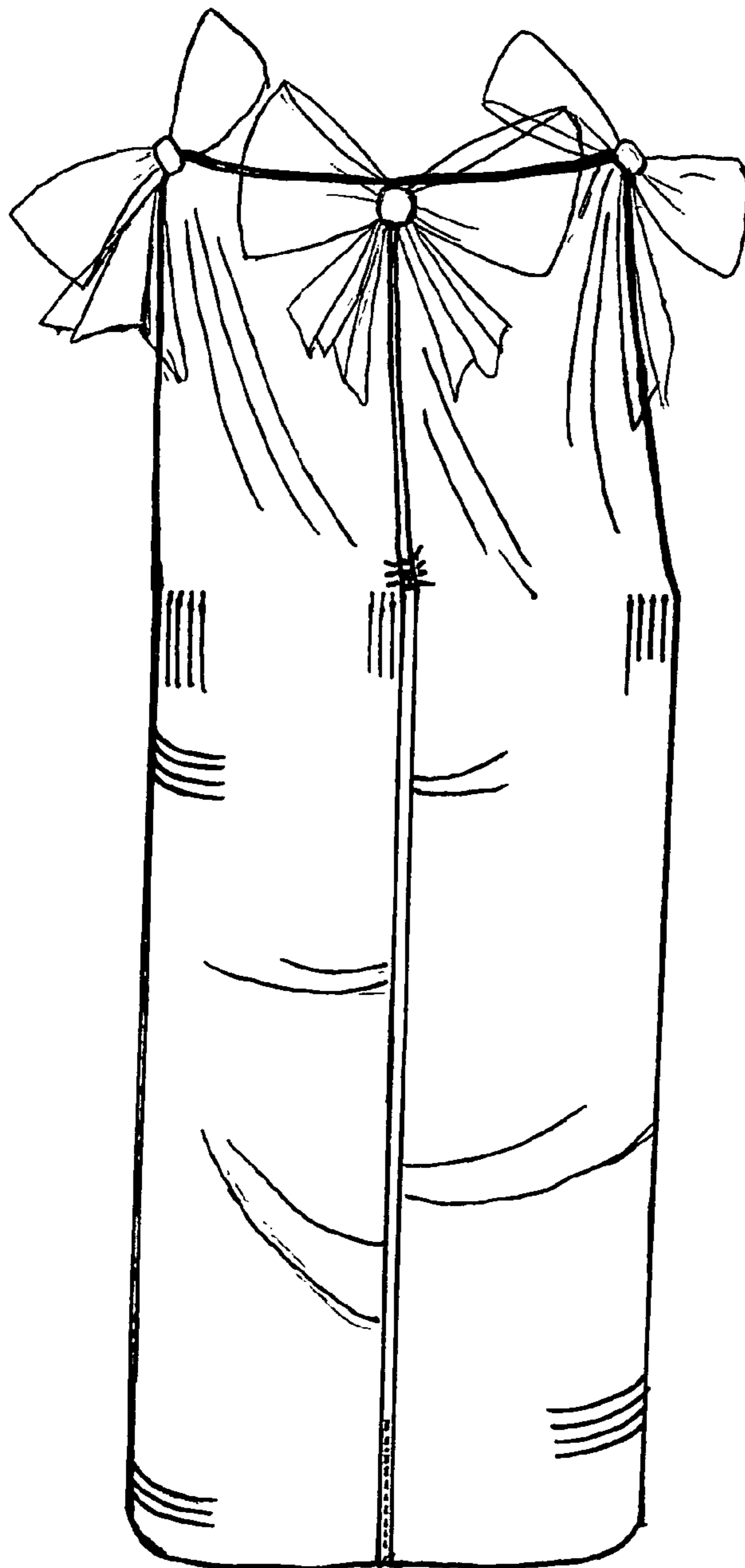


FIG. 4




FIG. 5

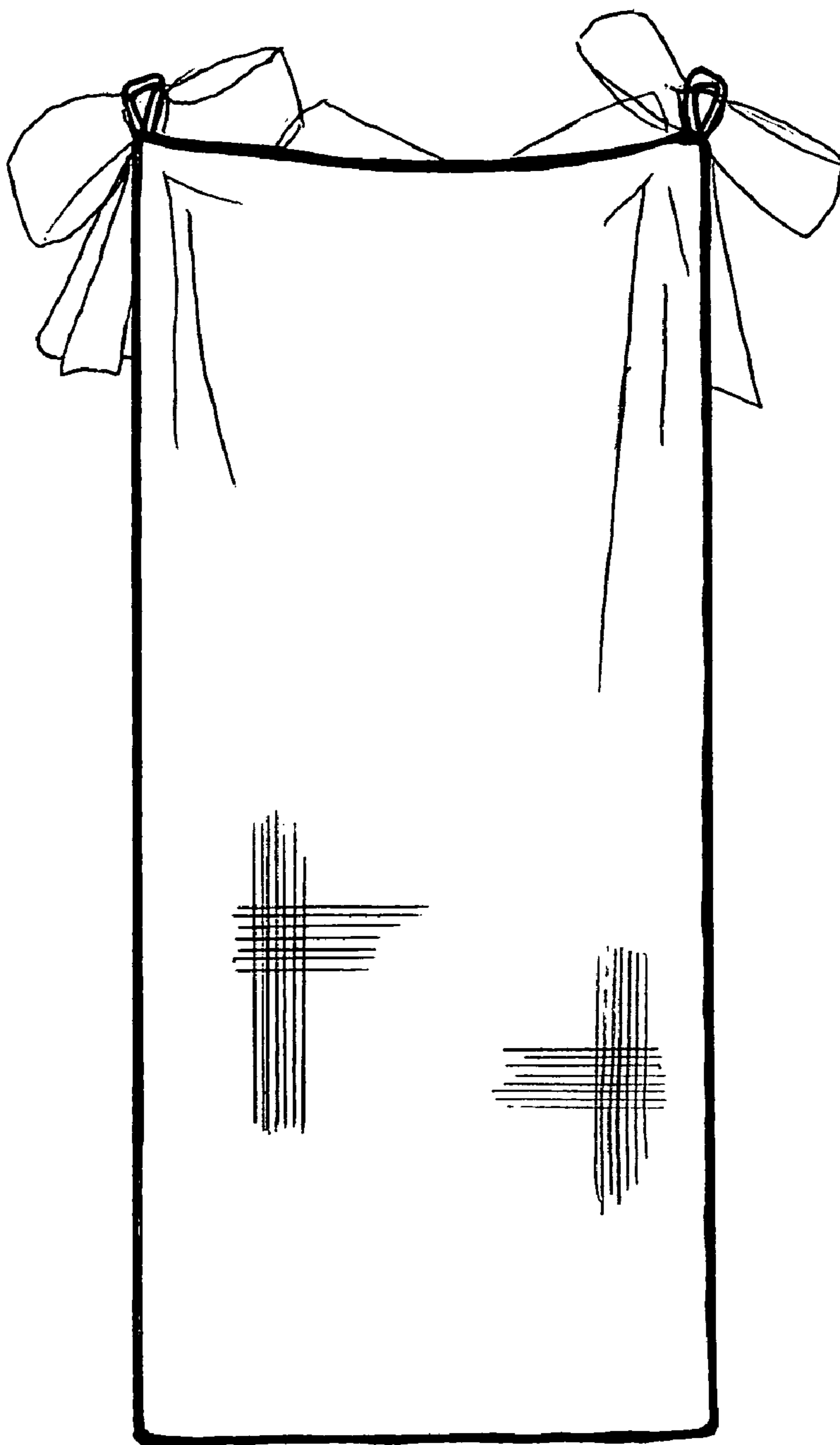


FIG. 6

