

US00D653886S

(12) **United States Design Patent**
Lucci

(10) **Patent No.:** **US D653,886 S**
(45) **Date of Patent:** **** Feb. 14, 2012**

(54) **CHAIR BACK**

(75) Inventor: **Roberto Lucci**, Como (IT)

(73) Assignee: **Ditto Sales, Inc.**, Jasper, IN (US)

(**) Term: **14 Years**

(21) Appl. No.: **29/397,161**

(22) Filed: **Jul. 12, 2011**

(51) **LOC (9) Cl.** **06-01**

(52) **U.S. Cl.** **D6/502**

(58) **Field of Classification Search** D6/334-336,
D6/369, 370, 371-373, 374, 375, 376, 379,
D6/380, 500-502; 297/239, 445.1, 446.1,
297/452.13, 452.2, 452.29

See application file for complete search history.

(56) **References Cited**

U.S. PATENT DOCUMENTS

D150,683 S *	8/1948	Eames	D6/374
D172,218 S *	5/1954	Burst	D6/374
D182,183 S *	2/1958	Herschell	D6/374
D188,843 S *	9/1960	Kagan	D6/375
D219,032 S *	10/1970	Christenson, Jr.	D6/374
D511,421 S *	11/2005	Schultz	D6/374
D541,068 S *	4/2007	Foster	D6/374

D563,111 S *	3/2008	Lievore	D6/375
D574,161 S *	8/2008	Sneujink et al.	D6/379
D580,673 S *	11/2008	Wright et al.	D6/374

* cited by examiner

Primary Examiner — Mimoso De

(74) *Attorney, Agent, or Firm* — Maginot, Moore & Beck, LLP

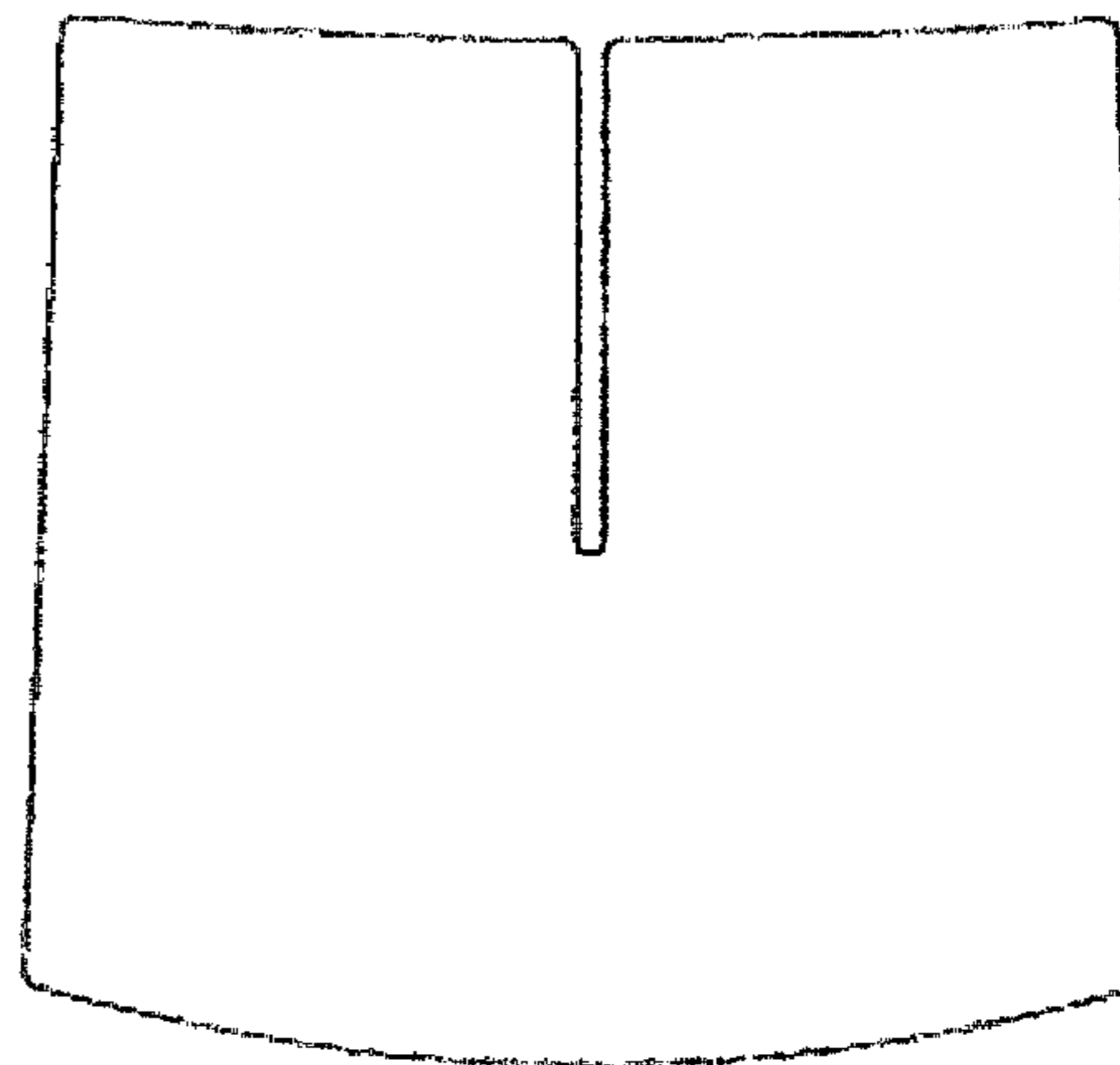
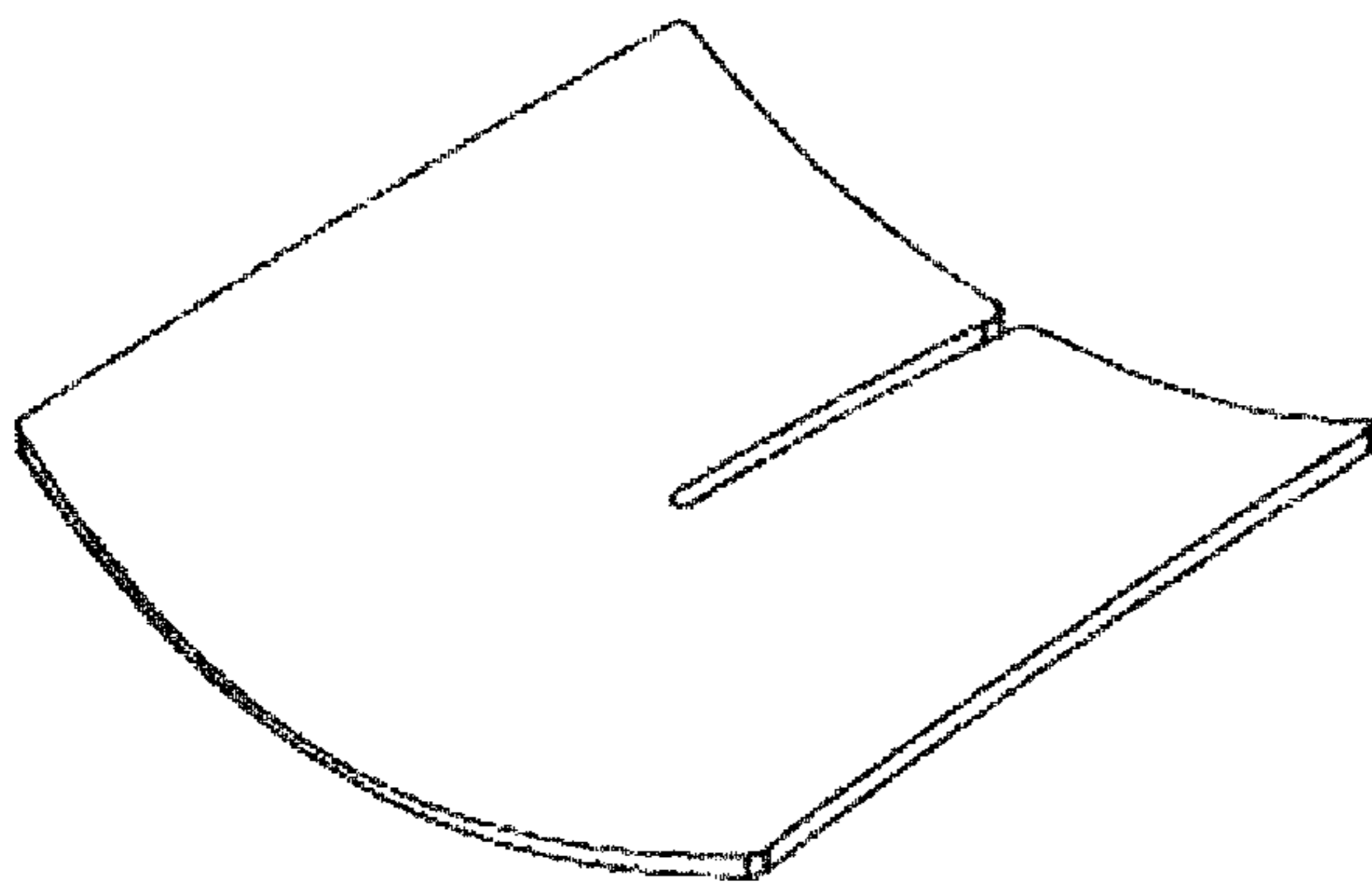
(57) **CLAIM**

The ornamental design for a chair back, as shown and described.

DESCRIPTION

FIG. 1 is a front perspective view of a design for a chair back; FIG. 2 is a front elevational view of the design shown in FIG. 1; FIG. 3 is a bottom elevational view of the design shown in FIG. 1; FIG. 4 is a side elevational view of the design shown in FIG. 1 in which the opposite side is a mirror image; FIG. 5 is a top elevational view of the design shown in FIG. 1; and, FIG. 6 is a perspective view of a chair incorporating the chair back of the present design in which the chair components shown in broken lines are environmental structure for illustrative purposes only and form no part of the claimed design.

1 Claim, 2 Drawing Sheets



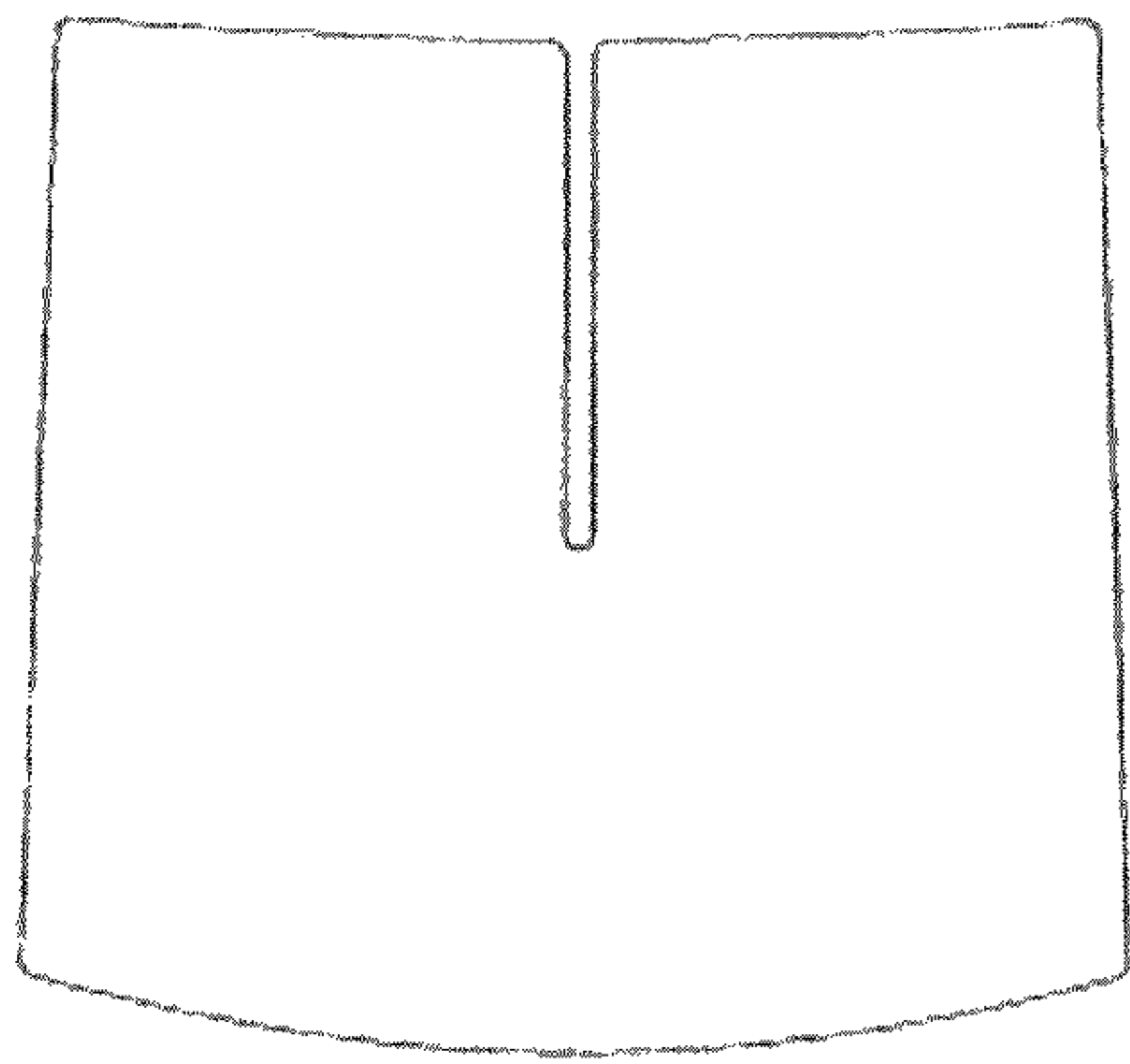


FIG. 2

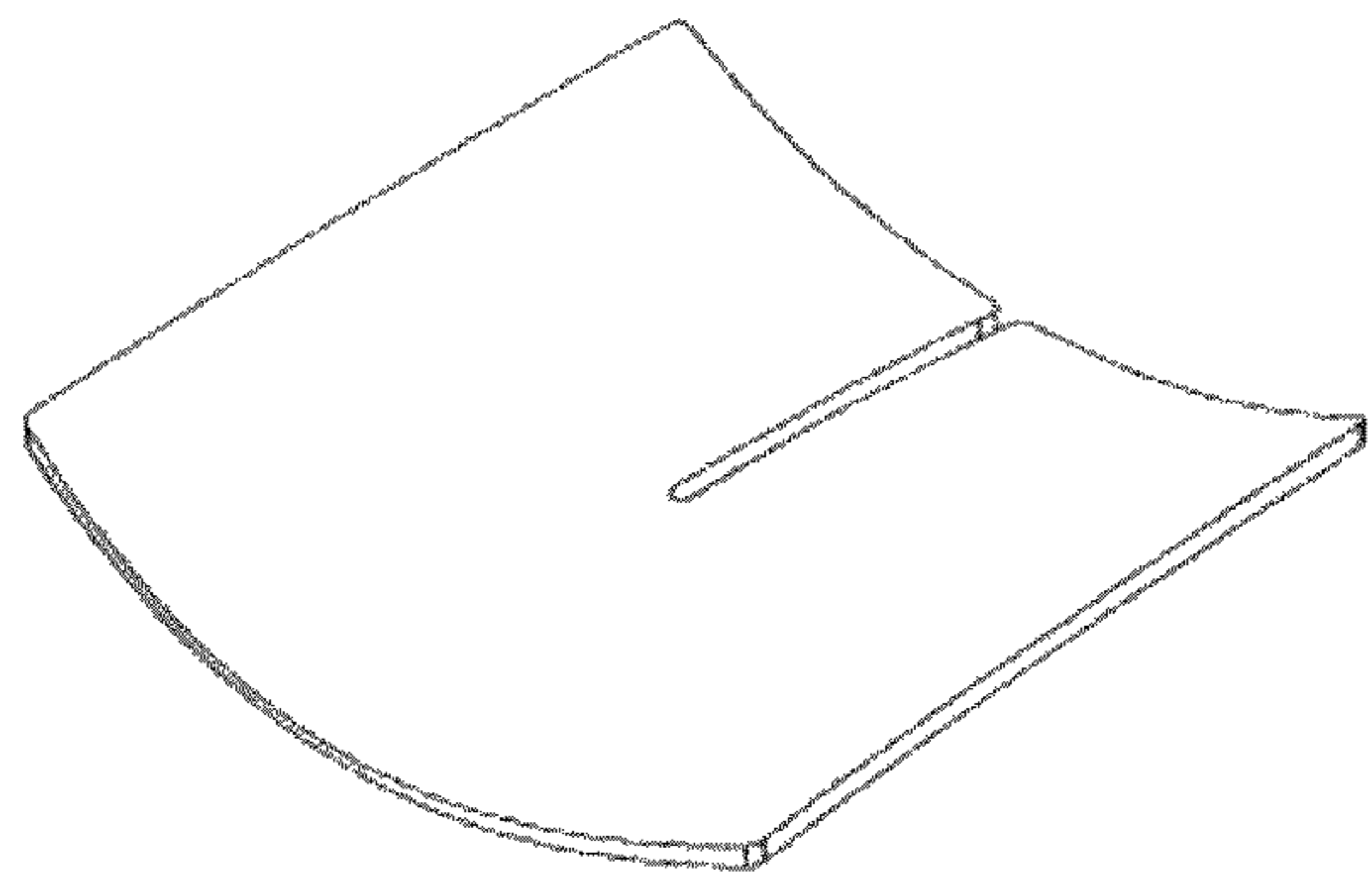


FIG. 1




FIG. 3




FIG. 4



FIG. 5

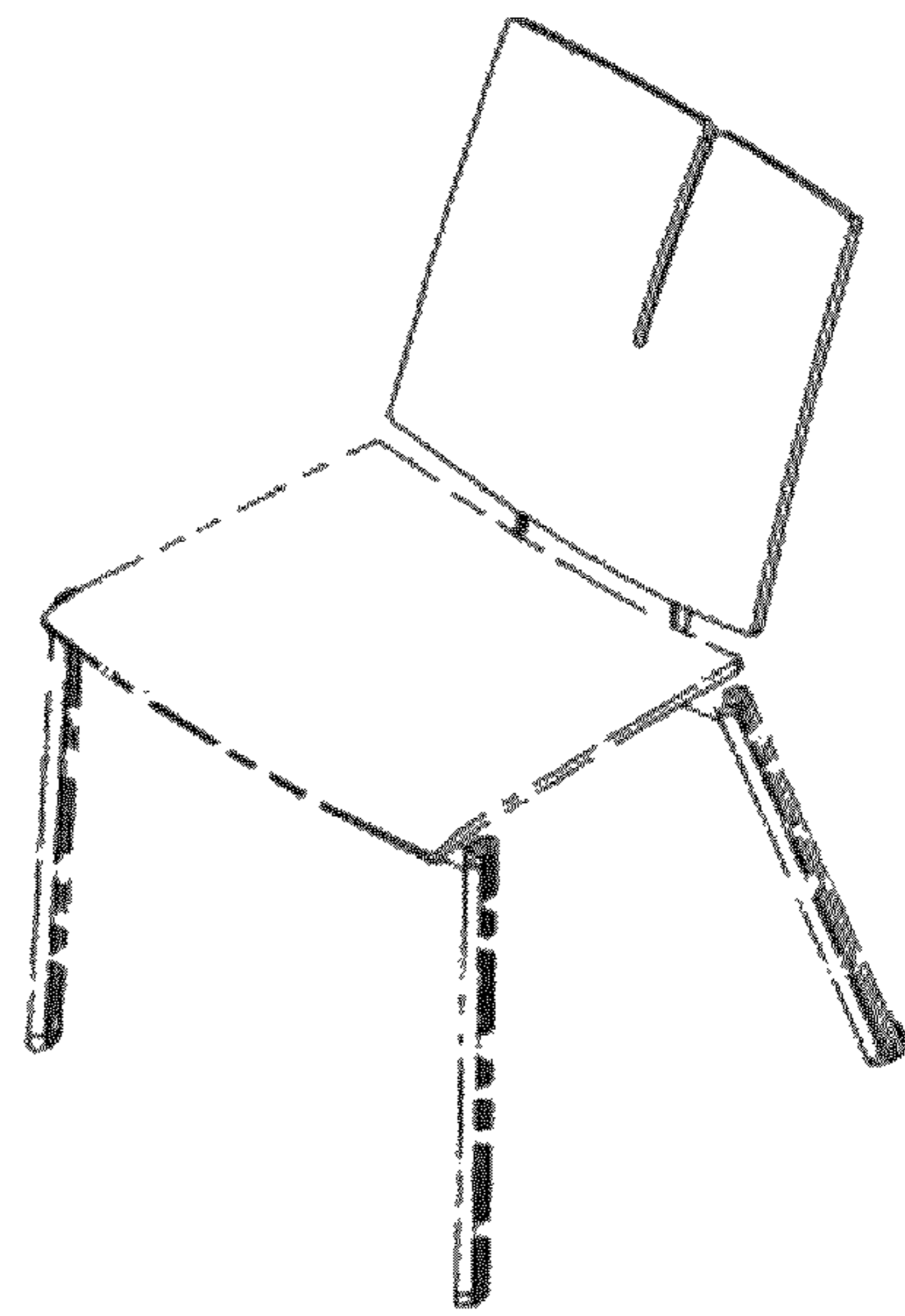


FIG. 6