



US00D653885S

(12) **United States Design Patent**  
**Longenecker**

(10) **Patent No.:** **US D653,885 S**

(45) **Date of Patent:** **\*\* Feb. 14, 2012**

(54) **INFANT CAR SEAT BOOT**

(75) Inventor: **D. Joyce Longenecker**, Lancaster, PA (US)

(73) Assignee: **Artsana USA, Inc**, Lancaster, PA (US)

(\*\*) Term: **14 Years**

(21) Appl. No.: **29/397,553**

(22) Filed: **Jul. 18, 2011**

(51) **LOC (9) Cl.** ..... **06-01**

(52) **U.S. Cl.** ..... **D6/500**

(58) **Field of Classification Search** ..... D6/333-336,  
D6/339-341, 344, 491, 500-502, 610-611,  
D6/601; 297/220, 224, 464, 465, 487, 228.13,  
297/219.1, 228.11, 184.13, 184.14, 184.11,  
297/184.1, 250.1; 2/69.5, 75; 5/494, 98.2,  
5/490, 482; D12/129-130, 133, 416; D21/419;  
150/154, 158

See application file for complete search history.

(56) **References Cited**

**U.S. PATENT DOCUMENTS**

4,946,221	A *	8/1990	Livingston	.....	297/184.13
5,309,586	A *	5/1994	Sies et al.	.....	5/482
D402,152	S *	12/1998	Seats et al.	.....	D6/611
5,988,742	A *	11/1999	Stevens	.....	297/219.12
6,056,355	A *	5/2000	Klassen	.....	297/184.13
D426,091	S *	6/2000	White	.....	D6/500
D433,851	S *	11/2000	Roh	.....	D6/491
6,546,574	B1 *	4/2003	Bader	.....	5/94

6,749,258	B1 *	6/2004	Leikin	.....	297/219.12
D559,022	S *	1/2008	Morales Cabello	.....	D6/500
D601,845	S *	10/2009	Pierce	.....	D6/611

\* cited by examiner

*Primary Examiner* — Caron D Veynar

*Assistant Examiner* — Abraham Bahta

(74) *Attorney, Agent, or Firm* — Andrew D. Mead

(57) **CLAIM**

The ornamental design for an infant car seat boot, as shown and described.

**DESCRIPTION**

FIG. 1 is a forward perspective view of the infant car seat boot showing my new design;

FIG. 2 is an elevational view from the lowermost end thereof;

FIG. 3 is an elevational view of the opposing vantage of that shown in FIG. 2 viewed from the uppermost end thereof;

FIG. 4 is a right side elevational view thereof;

FIG. 5 is a left side elevational view thereof;

FIG. 6 is a top plan view of the infant car seat boot;

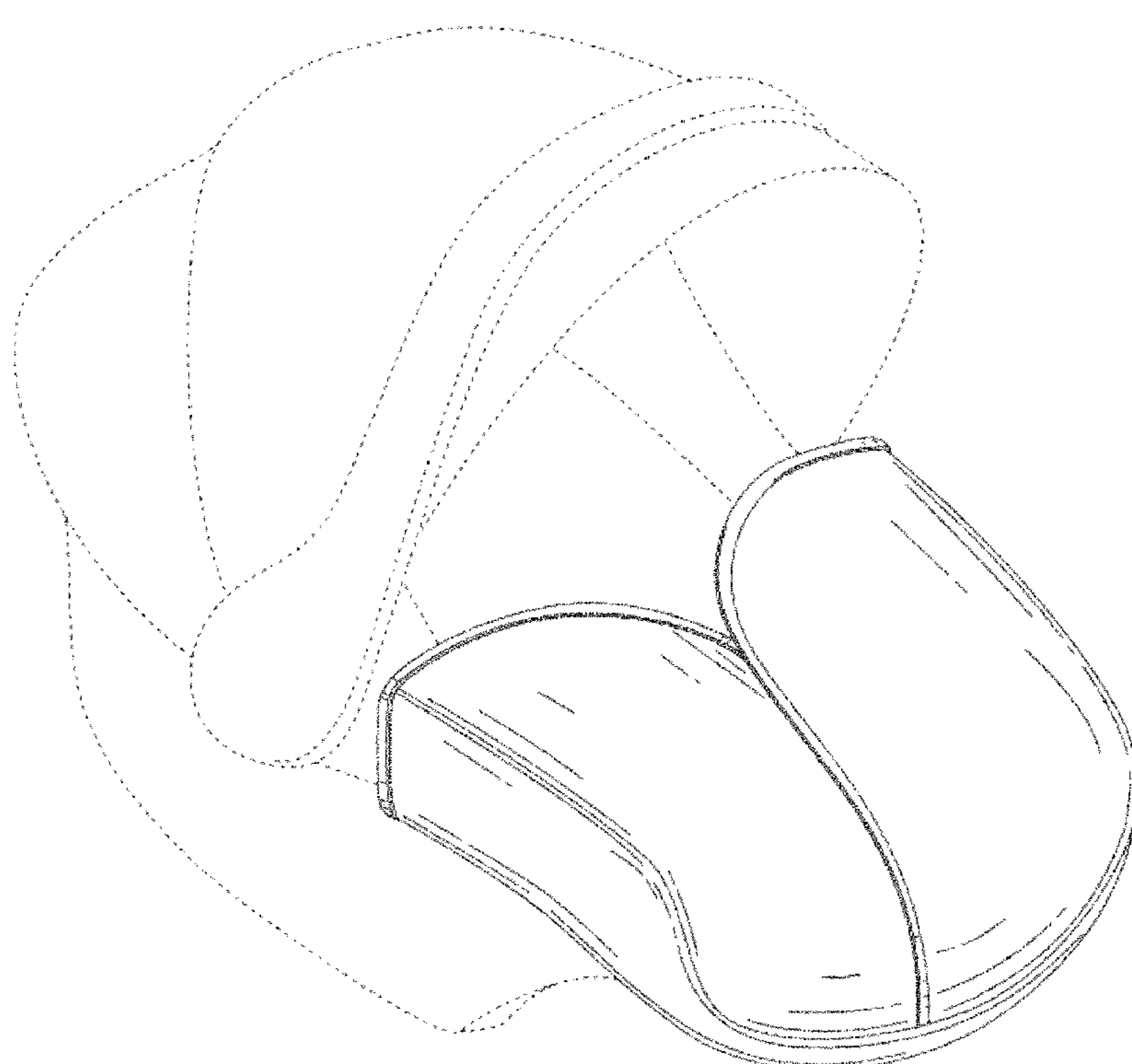
FIG. 7 is a bottom plan view thereof;

FIG. 8 is forward perspective view of the infant car seat boot in an alternate position; and,

FIG. 9 is a forward perspective view of the infant car set boot in another alternate position.

The broken line showing of portions of the infant car seat boot is included for the purpose of illustrating environmental structure and forms no part of the claimed design.

**1 Claim, 7 Drawing Sheets**



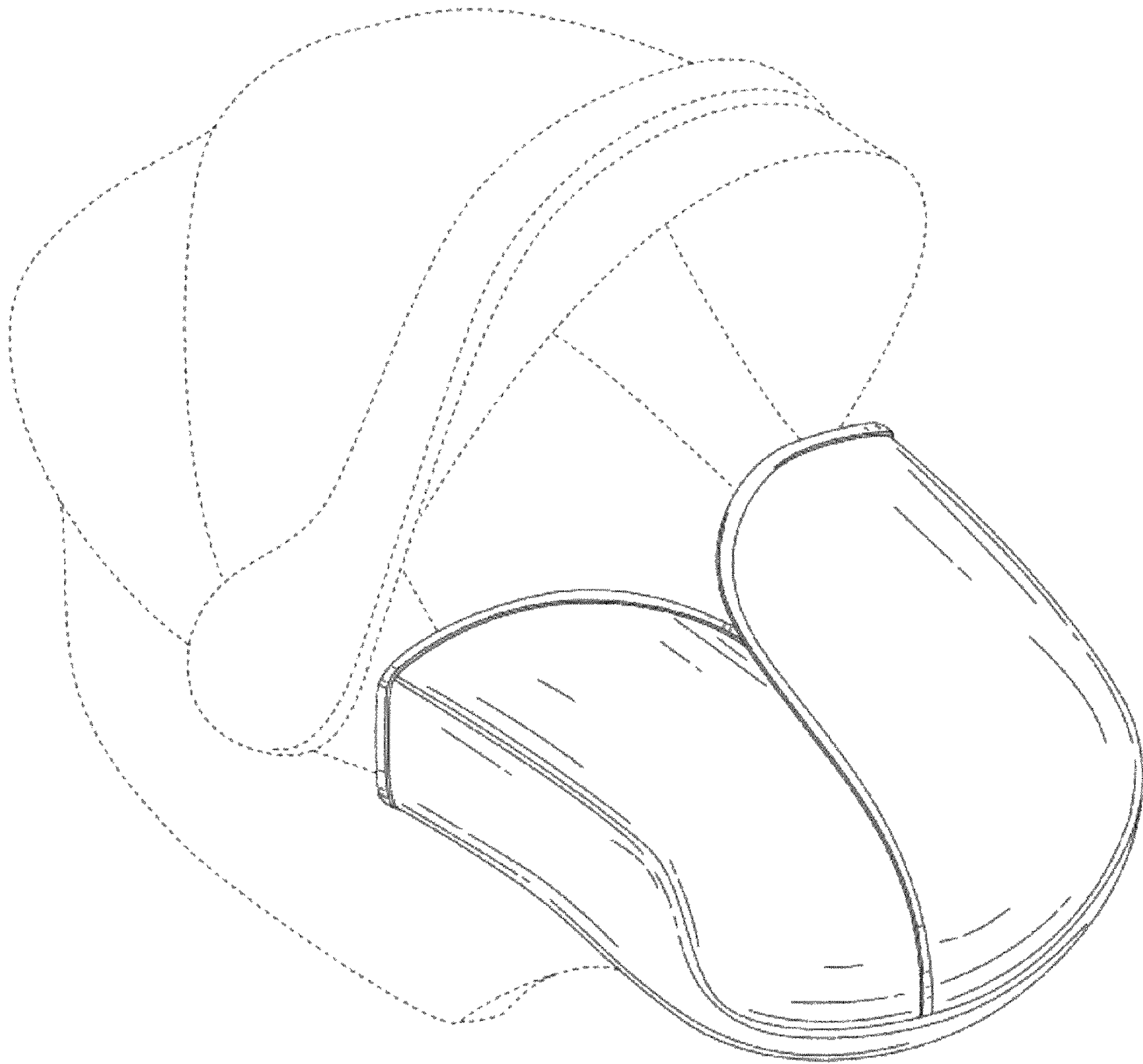


FIG. 1




FIG. 2

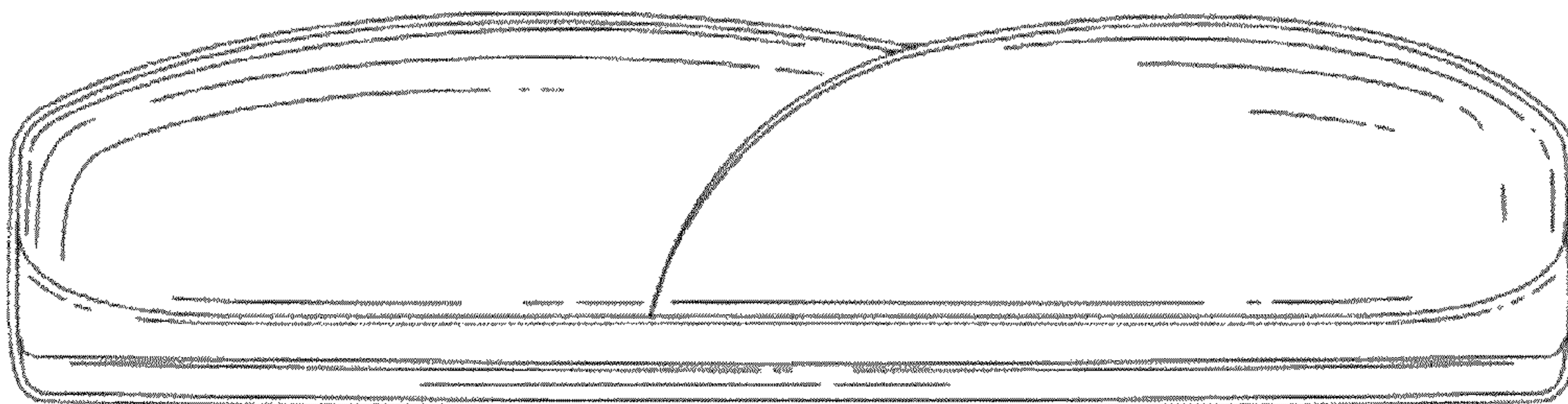


FIG. 3



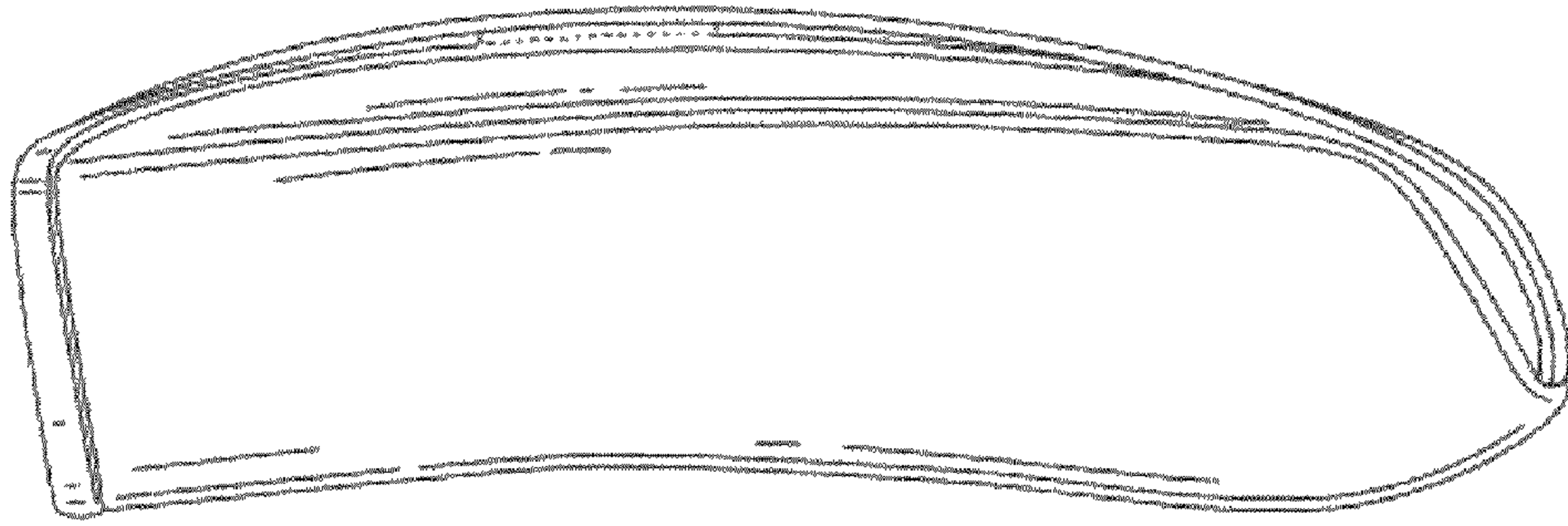


FIG. 4

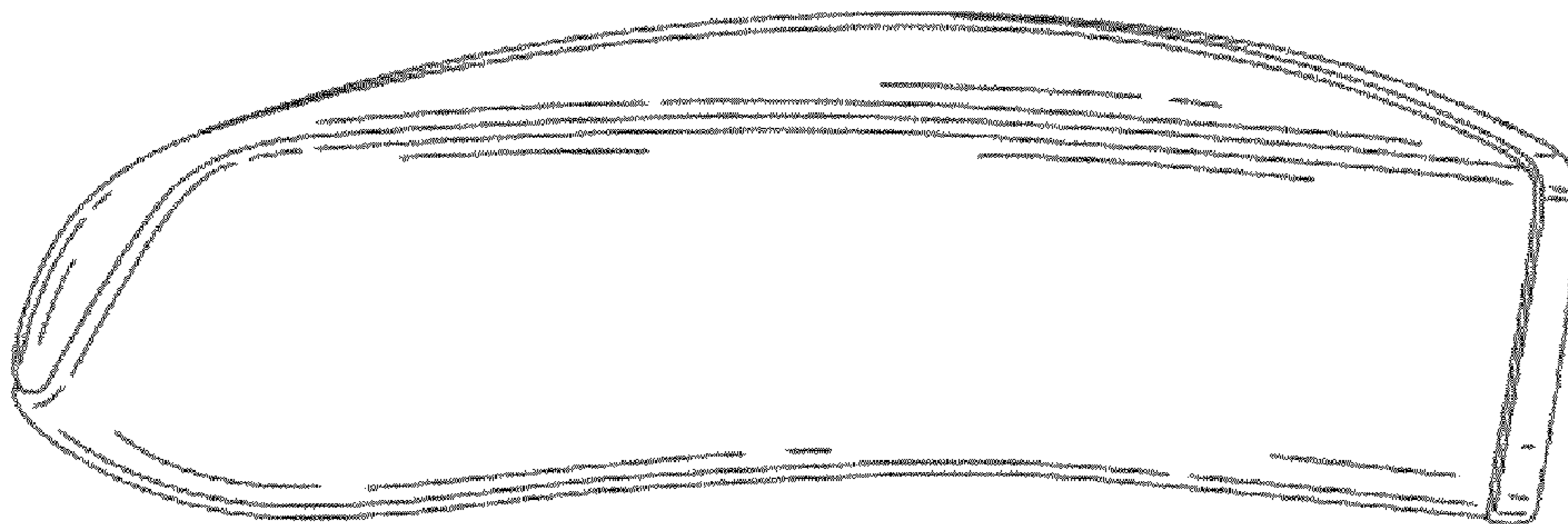


FIG. 5

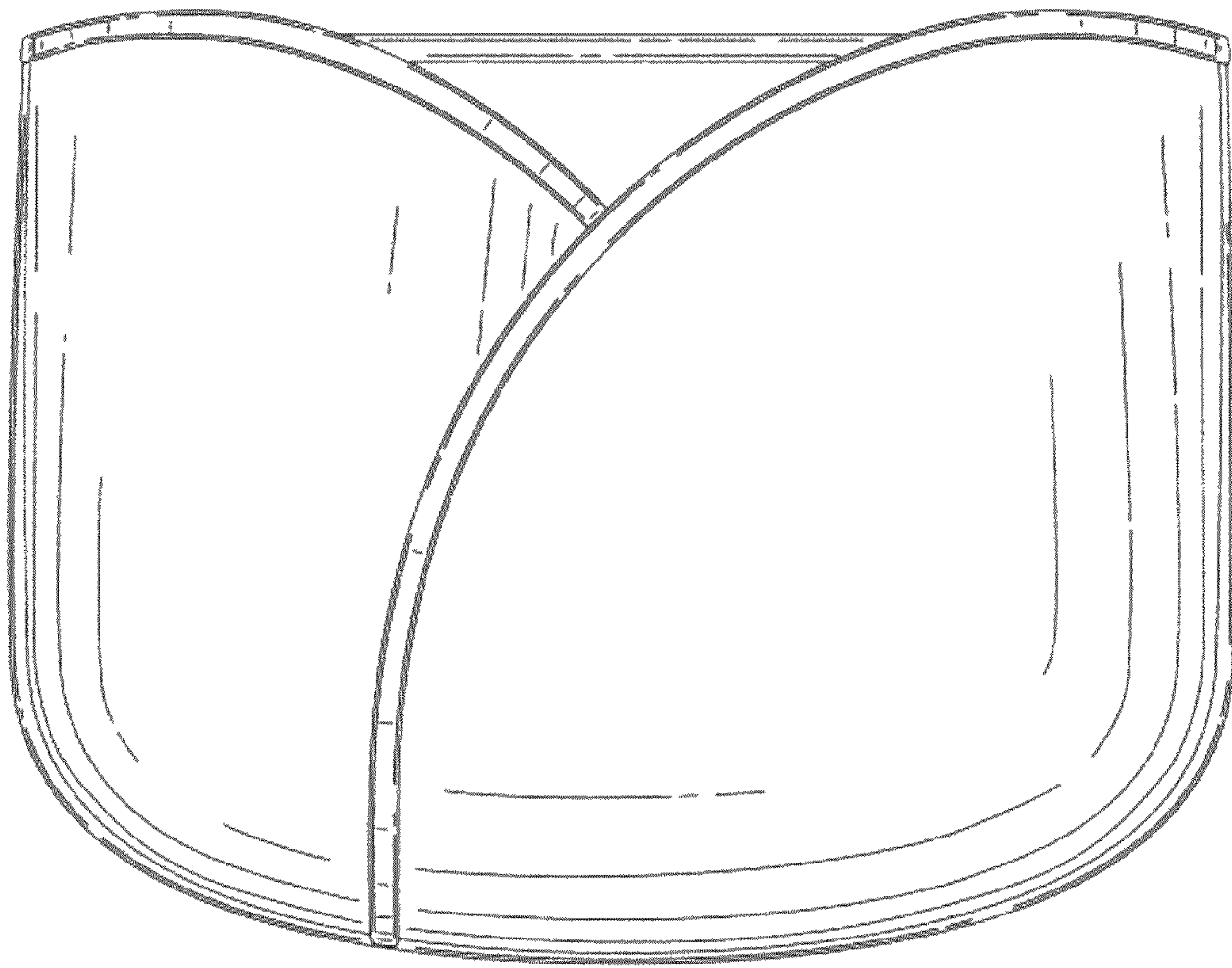


FIG. 6



FIG. 7

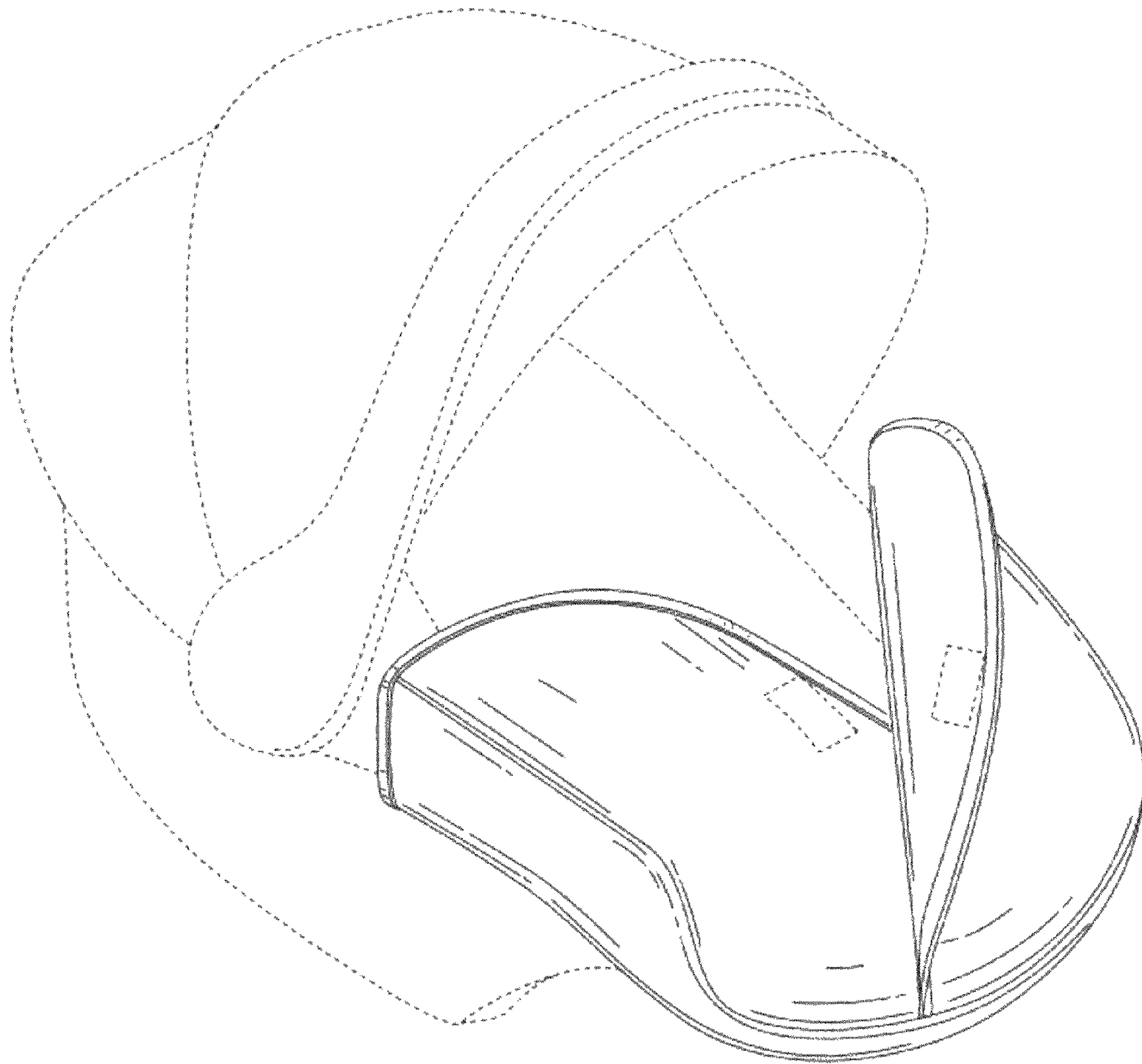


FIG. 8



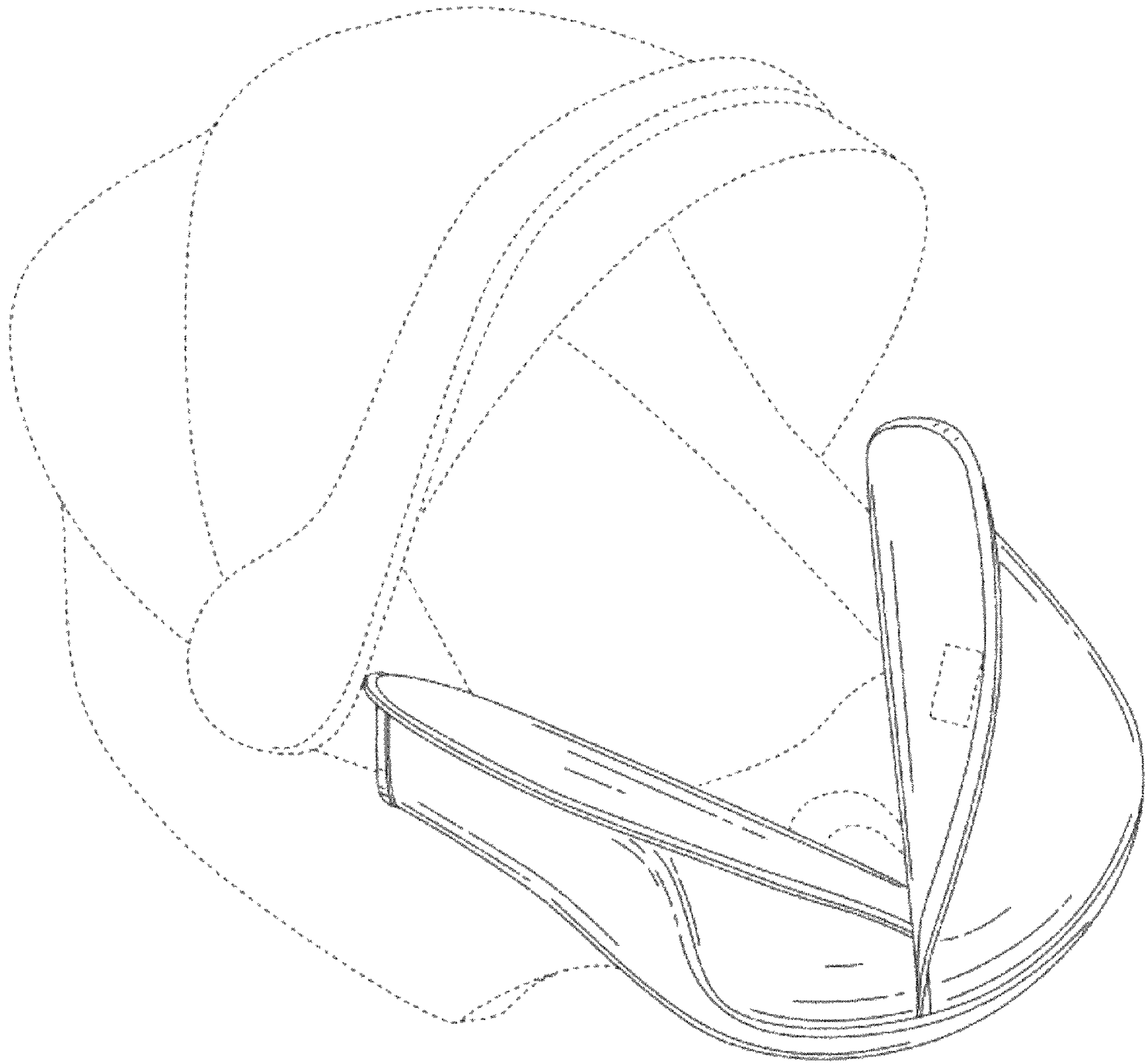


FIG. 9