



US00D653873S

(12) **United States Design Patent**
Chauss et al.

(10) **Patent No.:** **US D653,873 S**

(45) **Date of Patent:** **** Feb. 14, 2012**

(54) **LAP DESK**

(75) Inventors: **Jamie Chauss**, Stuart, FL (US); **Lau Yau Shun**, Hong Kong (JP)

(73) Assignee: **Prime Source Accessories, Inc.**, Stuart, FL (US)

(**) **Term:** **14 Years**

(21) **Appl. No.:** **29/390,136**

(22) **Filed:** **Apr. 20, 2011**

D411,388 S	6/1999	Sacco	D6/406.6
6,446,928 B1 *	9/2002	Oliver	248/346.01
D464,259 S	10/2002	Bianco	D9/761
D467,933 S	12/2002	Hovsepian	D14/458
D475,550 S	6/2003	Cote et al.	D6/406.3
D499,575 S	12/2004	Chan	D6/406.3
6,957,612 B2	10/2005	Conlee	108/43
D512,245 S	12/2005	Bean et al.	D6/406.3
D517,833 S	3/2006	Jennings	D6/406.5
D519,121 S	4/2006	Zamanian	D14/447
7,032,772 B2	4/2006	McCaslin	220/737
D524,319 S	7/2006	Zamanian	D14/447
D526,810 S	8/2006	Lorr et al.	D6/406.5
D575,077 S	8/2008	Kessels	D6/406.3
D583,163 S	12/2008	Jennings	D6/406.6

(Continued)

Related U.S. Application Data

(63) Continuation of application No. 29/264,402, filed on Aug. 9, 2006, now Pat. No. Des. 638,636.

(51) **LOC (9) Cl.** **06-02**

(52) **U.S. Cl.** **D6/406.3**

(58) **Field of Classification Search** D6/406.1-406.6, D6/339, 419, 429, 430; D12/133, 416, 419, D12/426.1; D14/447, 457; D7/550.1, 550.2, D7/552.2, 552.5, 554.3, 554.4; 108/25, 42, 108/43, 150; 220/575, 679, 632, 670, 339, 220/574, 17.1; 211/11, 126; 206/557-567
See application file for complete search history.

(56) **References Cited**

U.S. PATENT DOCUMENTS

D24,803 S	10/1895	Linn et al.	D6/420
D163,627 S *	6/1951	Patterniti	D6/406.2
4,537,646 A *	8/1985	Hoyle	156/212
D282,043 S *	1/1986	Morin	D7/552.2
D305,015 S	12/1989	Roche	D6/406.3
D308,450 S	6/1990	Harris et al.	D6/406.6
D312,358 S *	11/1990	Horne	D12/426.1
5,081,936 A	1/1992	Drieling	108/43
5,090,334 A	2/1992	Sutton	108/43
D331,330 S	12/1992	Bennett et al.	D6/406.3
D338,574 S	8/1993	Schroeder et al.	D6/406.2
D380,727 S	7/1997	Gilstrap	D12/425
5,692,815 A	12/1997	Murphy	108/43
D402,643 S	12/1998	Grassel	D14/114
5,862,933 A *	1/1999	Neville	220/17.1

OTHER PUBLICATIONS

Office Action from the U.S. Patent and Trademark Office for U.S. Appl. No. 29/288,282, dated Oct. 1, 2009 (14 pages).

(Continued)

Primary Examiner — Ian Simmons

Assistant Examiner — Charles Hanson

(74) *Attorney, Agent, or Firm* — Westman, Champlin & Kelly

(57) **CLAIM**

The ornamental design for a lap desk, as shown and described.

DESCRIPTION

FIG. 1 is a perspective view of a lap desk showing our new design;

FIG. 2 is a top plan view thereof;

FIG. 3 is a front elevational view thereof;

FIG. 4 is a right side view thereof;

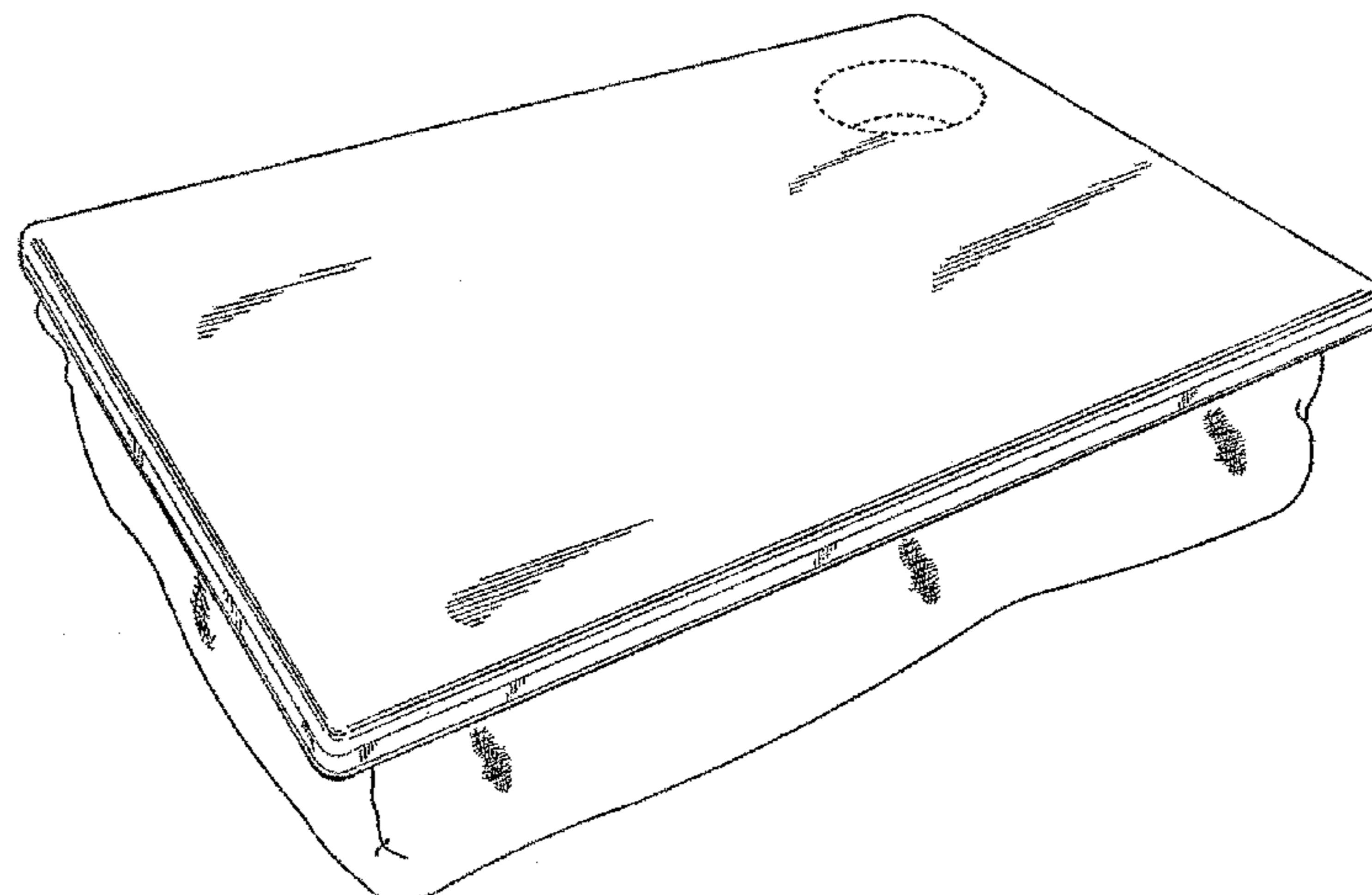
FIG. 5 is a left side view thereof;

FIG. 6 is a rear elevational view; and,

FIG. 7 is a bottom plan view thereof.

The broken lines in FIGS. 1 and 2 are for illustrative purposes only and form no part of the claimed design.

1 Claim, 6 Drawing Sheets



US D653,873 S

Page 2

U.S. PATENT DOCUMENTS

D590,182 S * 4/2009 Hwang D6/420
D606,774 S * 12/2009 Kohli D6/406.6
D617,123 S * 6/2010 Glass et al. D6/491
D638,636 S * 5/2011 Chauss et al. D6/406.3
2002/0073899 A1* 6/2002 Chen 108/44
2006/0156962 A1* 7/2006 Holt 108/50.11

OTHER PUBLICATIONS

Response for U.S. Appl. No. 29/288,282, dated Jan. 26, 2010 (4 pages).

Office Action from the U.S. Patent and Trademark Office for U.S. Appl. No. 29/288,282, dated Jun. 7, 2010 (17 pages).

Express Abandonment Under 37 C.F.R. 1.138 for U.S. Appl. No. 29/288,282, dated Oct. 6, 2010 (1 page).

Complaint for Patent Infringement (Jury Trial Demanded); *Prime Source Associates, Ltd. v. Books-A-Million, Inc.*, in the United States District Court—Southern District of Florida; Case No. 10-14056-CV-Graham/Lynch; filed Feb. 22, 2010 (17 pages).

Two (2) photographs of a lap desk that was on sale in the United States prior to Sep. 13, 2003.

Four (4) photographs of a lap desk that was on sale in the United States prior to Aug. 9, 2005.

* cited by examiner

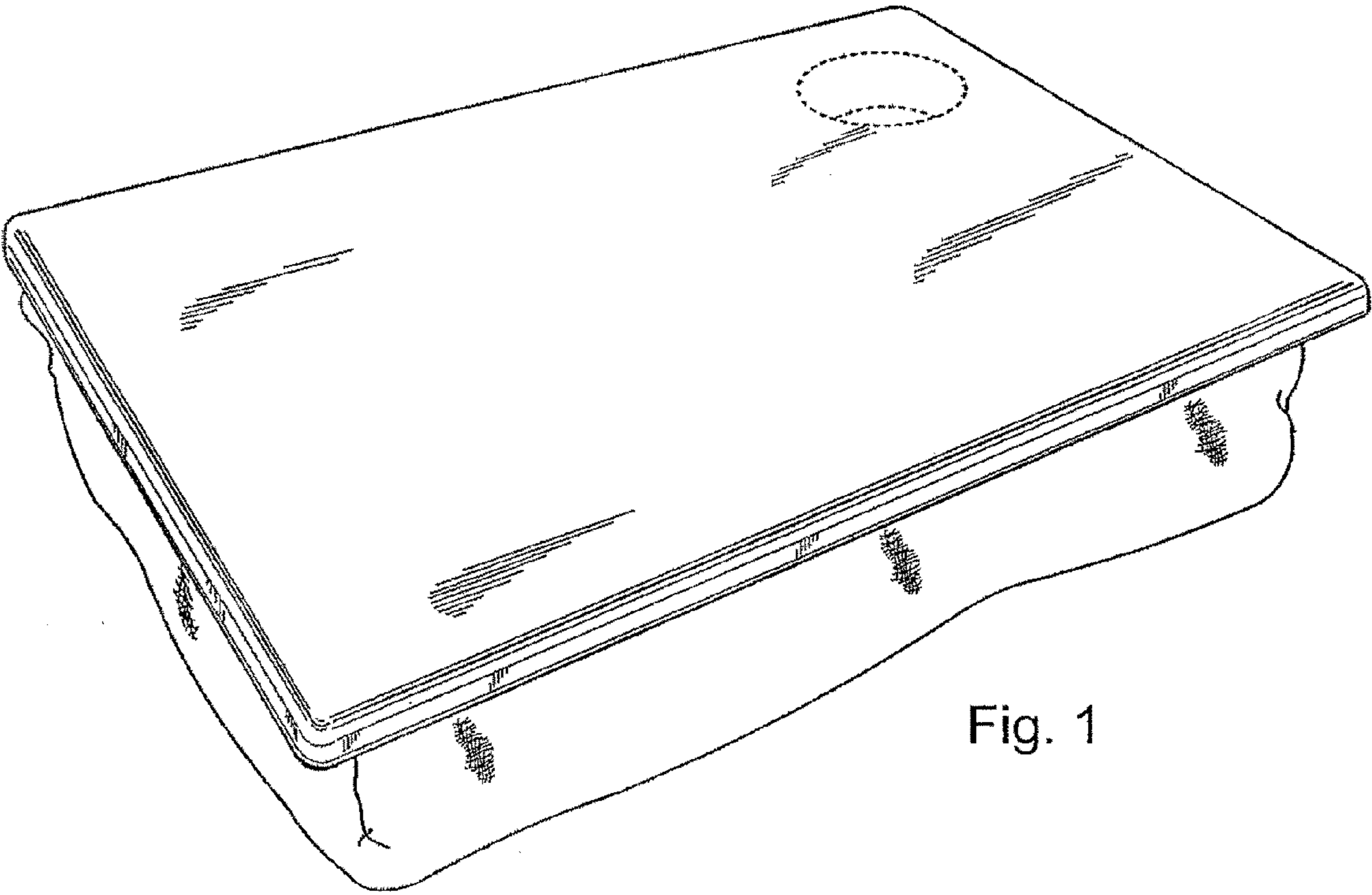


Fig. 1




Fig. 2

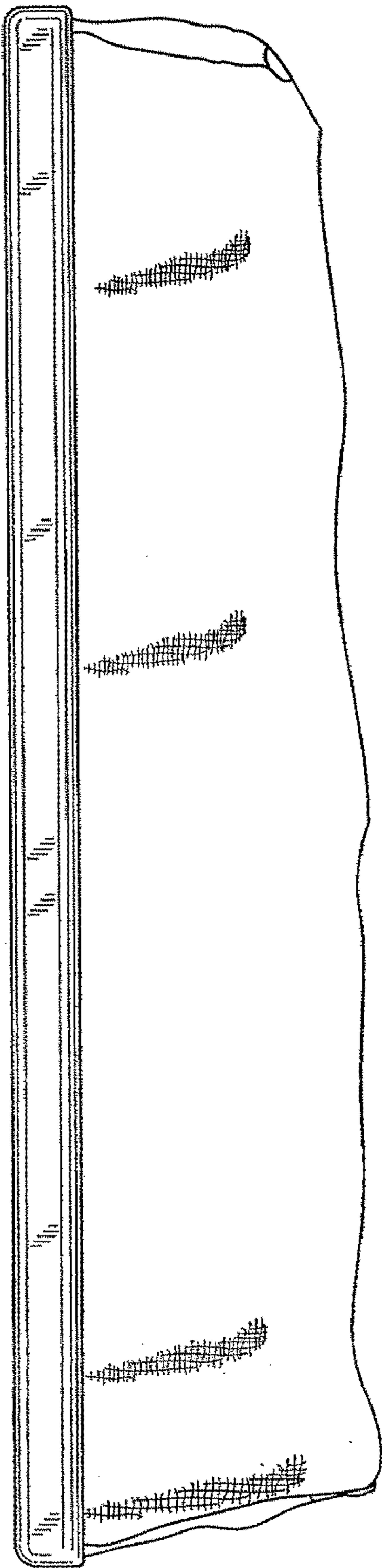


Fig. 3

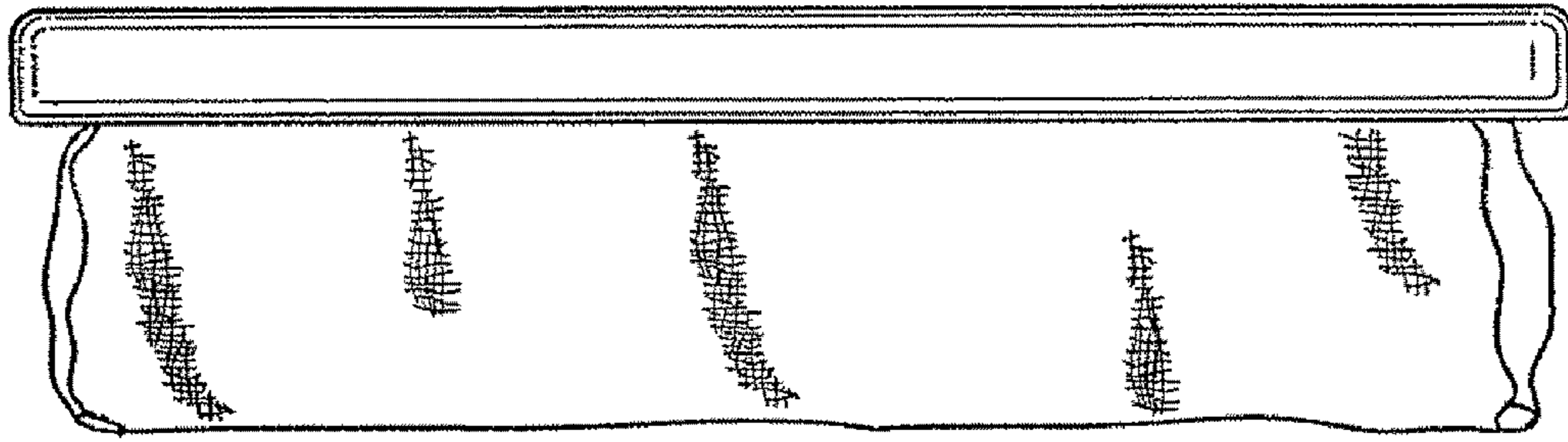


Fig. 4




Fig. 5

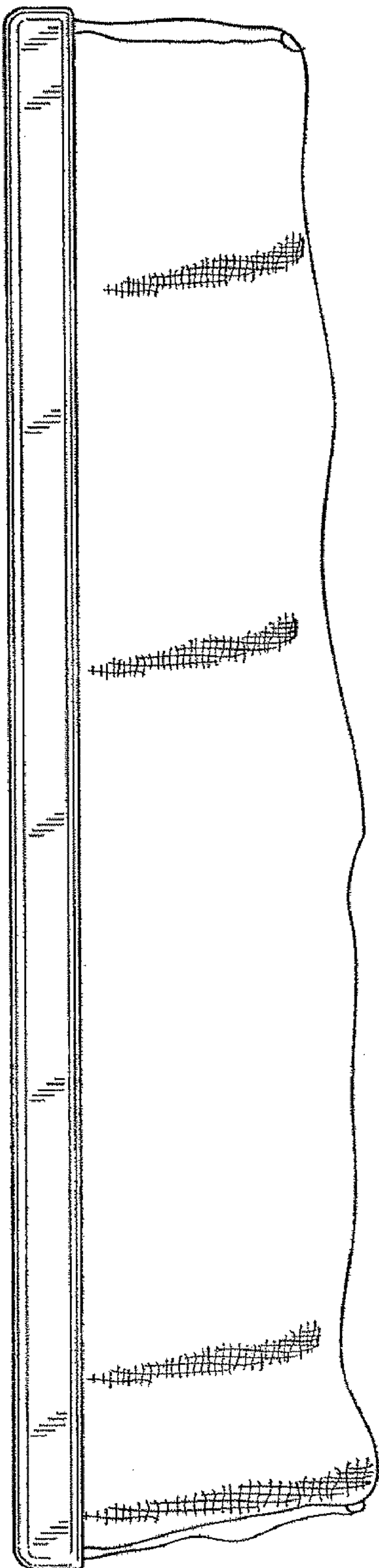


Fig. 6




Fig. 7