



US00D653864S

(12) **United States Design Patent**
Ou

(10) **Patent No.:** **US D653,864 S**

(45) **Date of Patent:** **** Feb. 14, 2012**

(54) **UFO ROCKING CHAIR**

(76) Inventor: **Yaping Ou, Zhejiang (CN)**

(**) Term: **14 Years**

(21) Appl. No.: **29/363,588**

(22) Filed: **Jun. 11, 2010**

(30) **Foreign Application Priority Data**

Mar. 23, 2010 (CN) 2010 3 0124674

(51) **LOC (9) Cl.** **06-01**

(52) **U.S. Cl.** **D6/348**

(58) **Field of Classification Search** D6/333-336,
D6/344, 348, 365, 371-373, 379, 380, 495,
D6/500-502; D21/412, 688; 297/217.3,
297/217.4, 250.1, 258.1, 270.1, 270.2, 270.3,
297/271.5, 271.6, DIG. 11; 472/102, 135
See application file for complete search history.

(56) **References Cited**

U.S. PATENT DOCUMENTS

D176,008 S *	11/1955	Blaker	D21/412
D185,771 S *	7/1959	Mills	D6/348
3,041,070 A *	6/1962	Kerstein	472/135
D210,453 S *	3/1968	Gardner	D6/348
D217,375 S *	4/1970	Lohr et al.	D21/688
D218,622 S *	9/1970	Peltier	D21/412
3,578,381 A *	5/1971	Young	D21/412

4,141,588 A *	2/1979	Anderson	297/271.5
D256,141 S *	7/1980	Lubbe	D21/412
D265,950 S *	8/1982	Martin	D6/344
D293,122 S *	12/1987	Devaney	D21/412
D315,644 S *	3/1991	White	D6/344
D355,939 S *	2/1995	Meeker et al.	D21/412
D369,685 S *	5/1996	Meeker et al.	D21/412
D377,812 S *	2/1997	Rister	D21/412
5,603,662 A *	2/1997	Kreaman-Stern	472/102
D391,309 S *	2/1998	Meeker et al.	D21/412
5,951,403 A *	9/1999	Trzos	472/102

* cited by examiner

Primary Examiner — Mimoso De

(74) *Attorney, Agent, or Firm* — Global IP Services; Tianhua Gu

(57) **CLAIM**

The ornamental design for an UFO rocking chair, as shown and described.

DESCRIPTION

FIG. 1 is a left front perspective view of an UFO rocking chair showing my new design; and
FIG. 2 is a front view thereof;
FIG. 3 is a rear view thereof;
FIG. 4 is a left side view thereof;
FIG. 5 is a right side view thereof;
FIG. 6 is a top plan view thereof; and,
FIG. 7 is a bottom plan view thereof.

1 Claim, 4 Drawing Sheets





Fig. 1




Fig. 2




Fig. 3




Fig. 4




Fig. 5




Fig. 6



Fig. 7