



US00D653861S

(12) **United States Design Patent**
Sullivan et al.

(10) **Patent No.:** **US D653,861 S**

(45) **Date of Patent:** **** Feb. 14, 2012**

(54) **GARMENT HANGER WITH NOTCH**

(75) Inventors: **Kevin R. Sullivan**, Atlanta, GA (US);
Leung Ho, Kowloon (HK)

(73) Assignee: **Sourcing Solutions International Ltd.**,
Kowloon (HK)

(**) Term: **14 Years**

(21) Appl. No.: **29/389,067**

(22) Filed: **Apr. 6, 2011**

(51) **LOC (9) Cl.** **06-08**

(52) **U.S. Cl.** **D6/318**

(58) **Field of Classification Search** D6/315-328;
211/13.1, 85.3, 113, 119; 223/85-98
See application file for complete search history.

(56) **References Cited**

U.S. PATENT DOCUMENTS

| | | | | | |
|-----------|------|---------|---------------|-------|-----------|
| 2,370,391 | A * | 2/1945 | Bolten et al. | | 223/92 |
| 3,218,664 | A * | 11/1965 | Wise | | 15/250.44 |
| D273,072 | S * | 3/1984 | Batts et al. | | D6/318 |
| 4,450,639 | A * | 5/1984 | Duester | | 40/322 |
| 6,467,658 | B1 * | 10/2002 | Olk et al. | | 223/88 |
| 6,758,379 | B1 * | 7/2004 | Elwell | | 223/85 |
| D501,092 | S * | 1/2005 | Mainetti | | D6/318 |

| | | | | | |
|----------|-----|---------|----------|-------|--------|
| D502,009 | S * | 2/2005 | Gouldson | | D6/318 |
| D519,287 | S * | 4/2006 | Gouldson | | D6/318 |
| D528,806 | S * | 9/2006 | Jones | | D6/318 |
| D606,322 | S * | 12/2009 | Jones | | D6/318 |
| D607,217 | S * | 1/2010 | Warren | | D6/318 |

* cited by examiner

Primary Examiner — Prabhakar Deshmukh

(74) *Attorney, Agent, or Firm* — Hoffman & Baron, LLP

(57) **CLAIM**

The ornamental design for garment hanger with notch, as shown and described.

DESCRIPTION

FIG. 1 is a front elevation view of a garment hanger with notch showing our new design, the rear elevation view being a mirror image thereof;

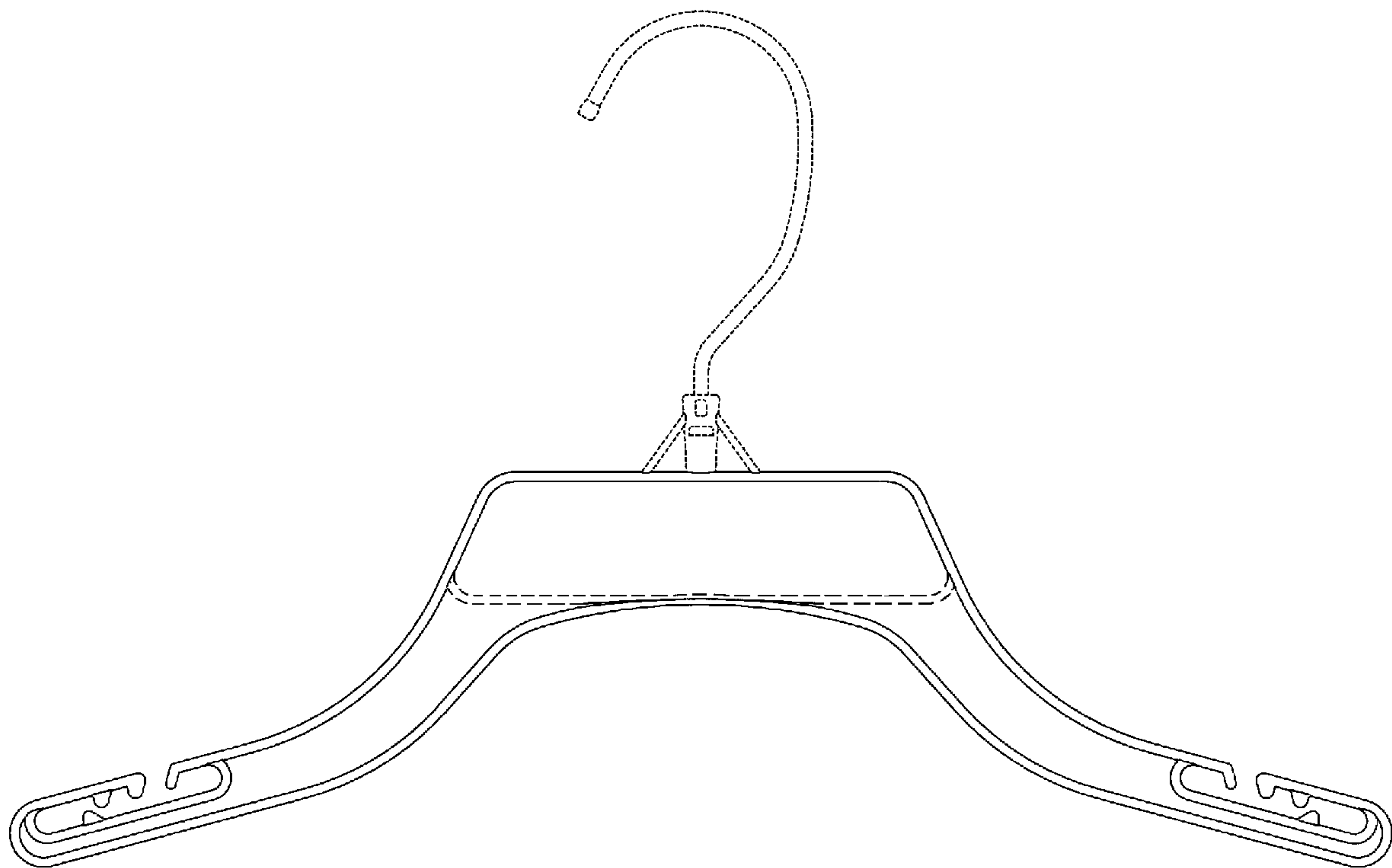
FIG. 2 is a left side elevation view thereof, the right side elevation view being a mirror image thereof;

FIG. 3 is a top view thereof; and,

FIG. 4 is a bottom view thereof.

The subject matter shown in broken lines is for illustrative purposes only and forms no part of the claimed design.

1 Claim, 4 Drawing Sheets



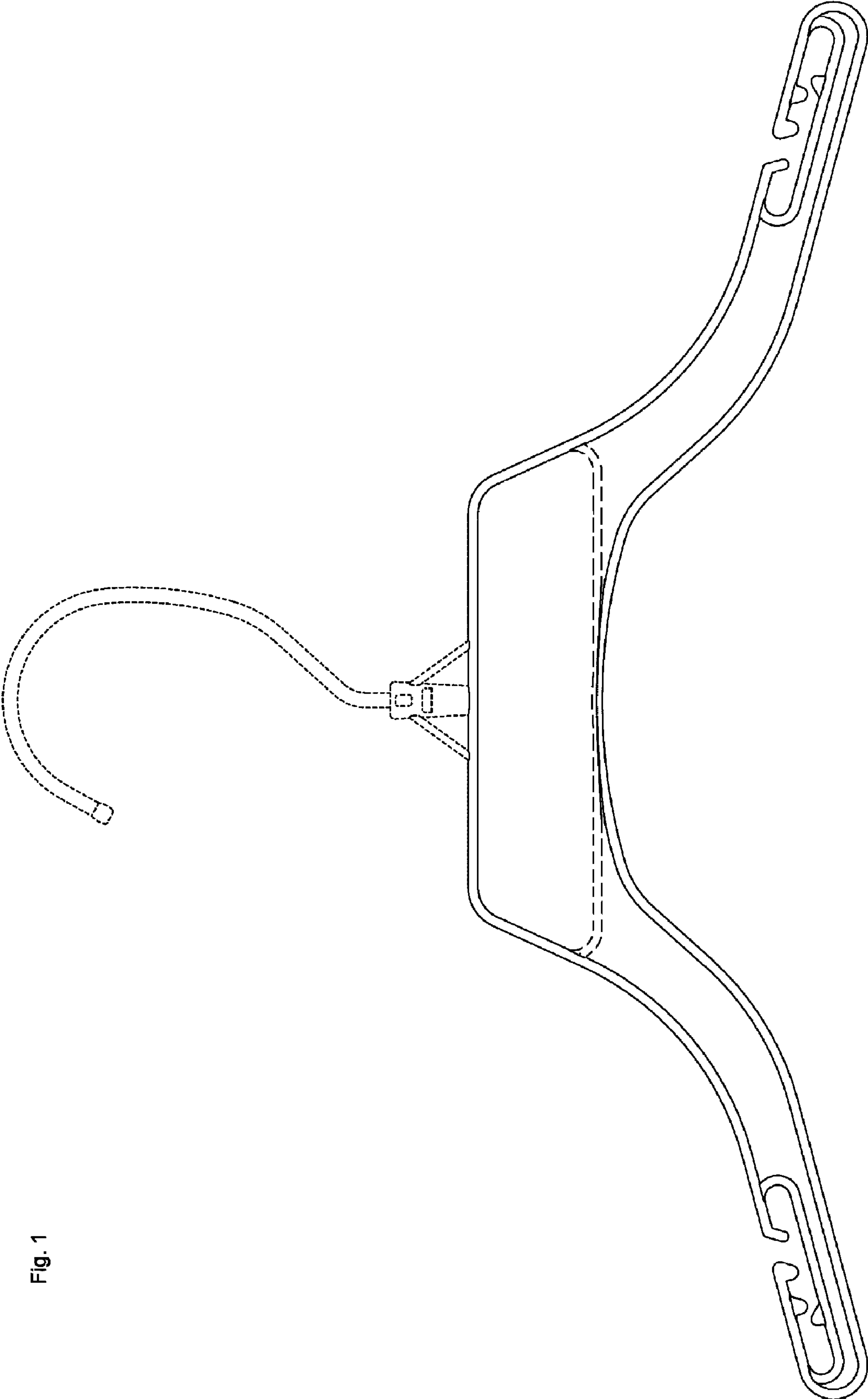


Fig. 1

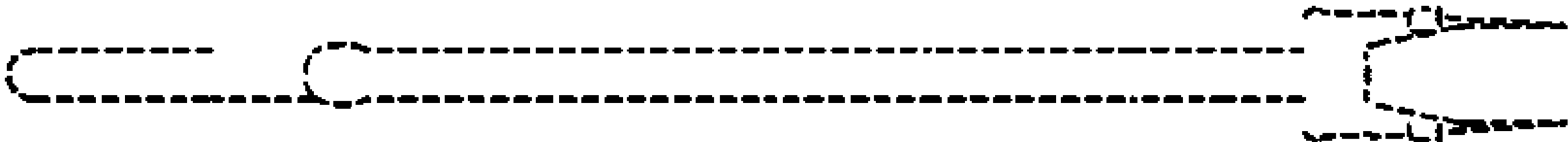


Fig. 2



Fig. 3



Fig. 4

UNITED STATES PATENT AND TRADEMARK OFFICE
CERTIFICATE OF CORRECTION

PATENT NO. : D653,861 S
APPLICATION NO. : 29/389067
DATED : February 14, 2012
INVENTOR(S) : Kevin R. Sullivan and Leung Ho

Page 1 of 3

It is certified that error appears in the above-identified patent and that said Letters Patent is hereby corrected as shown below:

In the Drawings

Fig. 2 should appear as on attached.

Fig. 3 should appear as on attached.

Signed and Sealed this
Seventh Day of April, 2015



Michelle K. Lee
Director of the United States Patent and Trademark Office

Fig. 2



Fig. 3

