



US00D653855S

(12) **United States Design Patent**  
**Yoon**

(10) **Patent No.:** **US D653,855 S**

(45) **Date of Patent:** **\*\* Feb. 14, 2012**

(54) **POUCH FOR PORTABLE ELECTRONIC COMMUNICATION DEVICE**

*Primary Examiner* — Holly Baynham

(74) *Attorney, Agent, or Firm* — Alleman Hall McCoy Russell & Tuttle LLP

(75) Inventor: **Seong-ho Yoon**, Seoul (KR)

(73) Assignee: **Namsung Corporation**, Seoul (KR)

(\*\*) Term: **14 Years**

(57) **CLAIM**

The ornamental design for a pouch for a portable electronic communication device, as shown and described.

(21) Appl. No.: **29/366,905**

(22) Filed: **Jul. 30, 2010**

(30) **Foreign Application Priority Data**

**DESCRIPTION**

Jul. 26, 2010 (KR) ..... 30-2010-0032589

(51) **LOC (9) Cl.** ..... **03-01**

(52) **U.S. Cl.** ..... **D3/303**

(58) **Field of Classification Search** ..... D3/303,

D3/218; 206/5; 224/674, 679, 182–183

See application file for complete search history.

FIG. 1 is a front view of a pouch for portable electronic communication device according to the present invention.

FIG. 2 is a rear view of the pouch of FIG. 1.

FIG. 3 is a right side view of the pouch of FIG. 1.

FIG. 4 is a left side view of the pouch of FIG. 1.

FIG. 5 is a top view of the pouch of FIG. 1.

FIG. 6 is a bottom view of the pouch of FIG. 1.

FIG. 7 is an enlarged, fragmented cross-sectional view taken along line 7—7 of the pouch of FIG. 1.

FIG. 8 is a front perspective view of the pouch of FIG. 1; and, FIG. 9 is an open front perspective view of the pouch of FIG. 1.

The broken line showing of a hand is included for the purpose of illustrating environment and forms no part of the claimed design.

(56) **References Cited**

**U.S. PATENT DOCUMENTS**

D411,765 S \* 7/1999 Holihan ..... D3/247

6,427,836 B1 \* 8/2002 Bolanos ..... 206/449

D493,493 S \* 7/2004 Howard ..... D20/27

D526,780 S \* 8/2006 Richardson et al. .... D3/273

D560,911 S \* 2/2008 Hackbart et al. .... D3/273

D590,151 S \* 4/2009 Karobkina et al. .... D3/247

D601,799 S \* 10/2009 Andre et al. .... D3/303

\* cited by examiner

**1 Claim, 6 Drawing Sheets**




Fig. 1

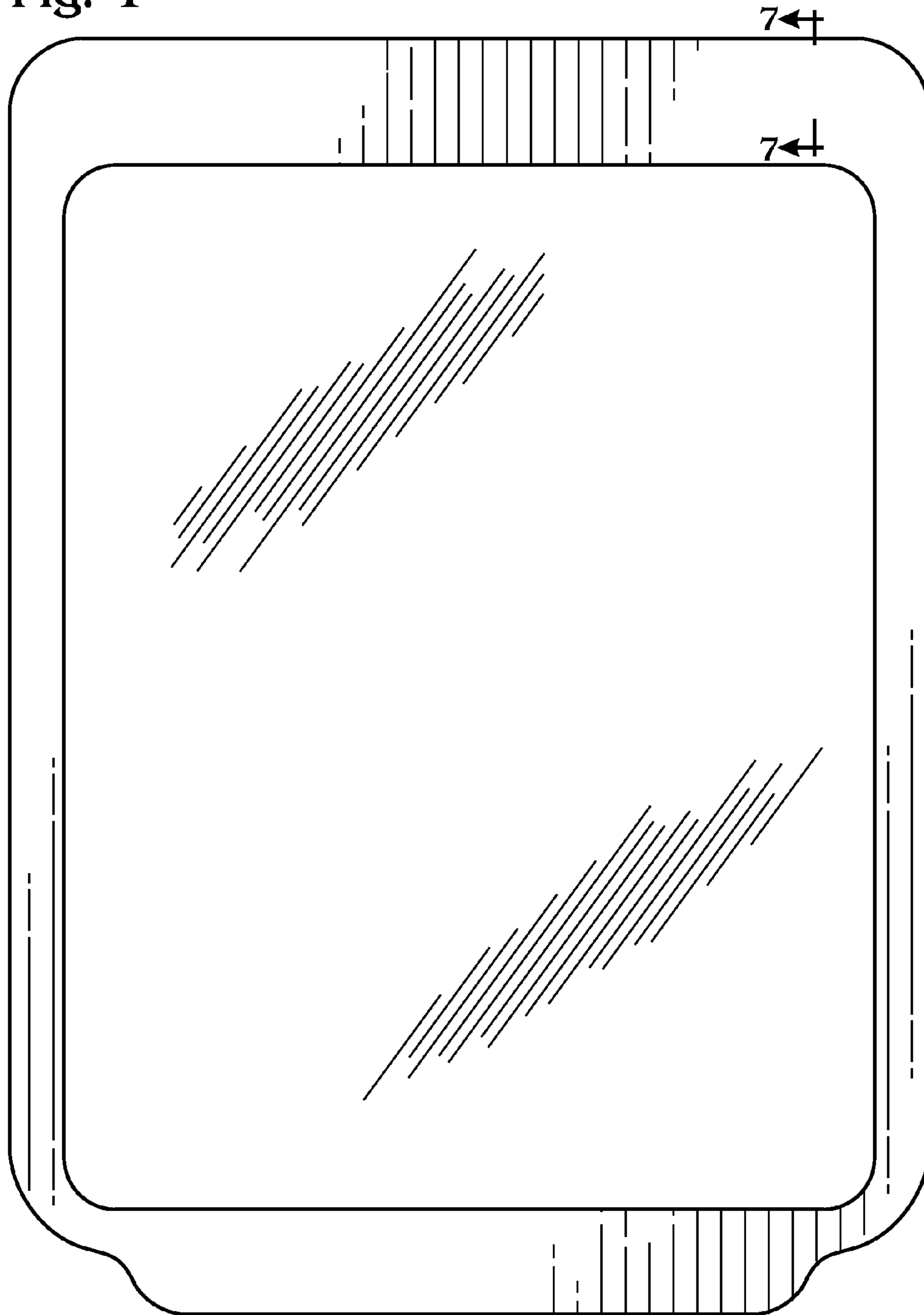


Fig. 2




Fig. 3



Fig. 4



Fig. 5



Fig. 6



Fig. 7

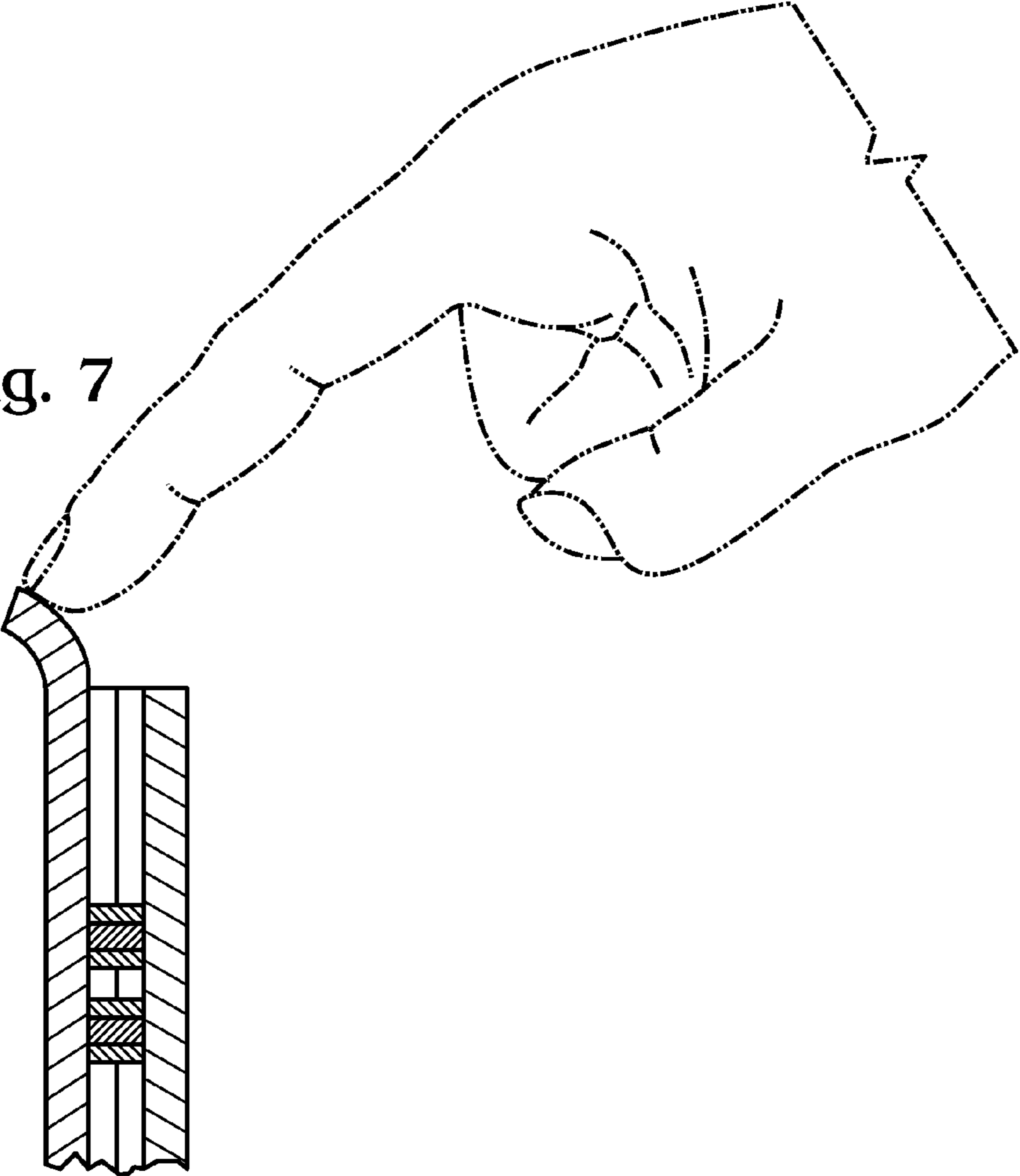


Fig. 8

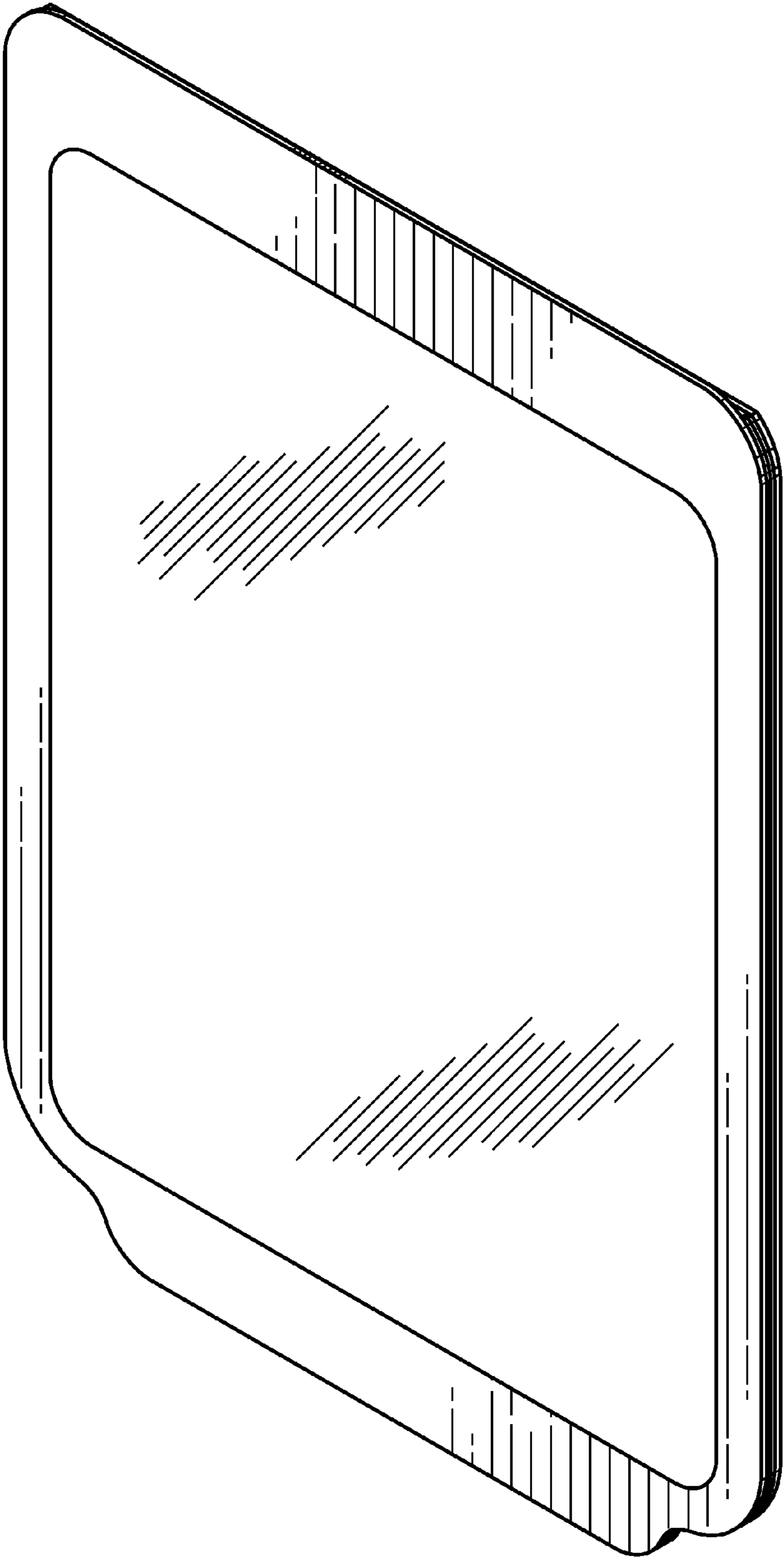


Fig. 9

