

US00D653851S

(12) **United States Design Patent**  
**Flyvholm**

(10) **Patent No.:** **US D653,851 S**

(45) **Date of Patent:** **\*\* Feb. 14, 2012**

(54) **WALLET**

(75) **Inventor:** **Espen Flyvholm, Varnamo (SE)**

(73) **Assignee:** **B&M Design AB, Varnamo (SE)**

(\*\*) **Term:** **14 Years**

(21) **Appl. No.:** **29/377,432**

(22) **Filed:** **Oct. 21, 2010**

(30) **Foreign Application Priority Data**

Apr. 21, 2010 (EM) ..... 001698341-001  
Apr. 21, 2010 (EM) ..... 001698341-002  
Apr. 21, 2010 (EM) ..... 001698341-003

(51) **LOC (9) Cl.** ..... **03-01**

(52) **U.S. Cl.** ..... **D3/247**

(58) **Field of Classification Search** ..... D3/247,  
D3/249-253; 150/130-132, 136-137  
See application file for complete search history.

(56) **References Cited**

**U.S. PATENT DOCUMENTS**

D319,345 S \* 8/1991 Rayburn ..... D6/630  
D547,547 S \* 7/2007 Maurion ..... D3/247

D551,446 S \* 9/2007 Elnekaveh et al. .... D3/249  
D575,506 S \* 8/2008 Huang ..... D3/247  
D610,346 S \* 2/2010 Eriksen et al. .... D3/247  
D619,806 S \* 7/2010 Franks ..... D3/247

\* cited by examiner

*Primary Examiner* — Holly Baynham

(74) *Attorney, Agent, or Firm* — Bachman & LaPointe, P.C.

(57) **CLAIM**

The ornamental design of a wallet, as shown and described.

**DESCRIPTION**

FIG. 1 is a front view of a first embodiment of a wallet showing my ornamental design in a closed position;

FIG. 2 is a rear view of the wallet of FIG. 1 in the closed position;

FIG. 3 is a side perspective view of the wallet of FIG. 1 in a partially open position;

FIG. 4 is a front view of the wallet of FIG. 1 in a fully open position; and,

FIG. 5 is a rear view of the wallet of FIG. 1 in a fully open position.

The writing and arrow shown in FIGS. 1 and 3 do not form part of the ornamental design.

**1 Claim, 5 Drawing Sheets**






FIG. 1





FIG. 2






FIG. 3








FIG. 4






FIG. 5