



US00D653843S

(12) **United States Design Patent**
Muir et al.

(10) **Patent No.:** **US D653,843 S**
(45) **Date of Patent:** **** *Feb. 14, 2012**

(54) **PORTION OF A FOOTWEAR SOLE**

(75) Inventors: **Jon T. Muir**, Park Ridge, IL (US);
Jessica L. Hoyt, Chicago, IL (US); **Kyle Dowd**, Fishers, IN (US); **Ryan Dowd**, Fishers, IN (US)

(73) Assignee: **Wilson Sporting Goods Co.**, Chicago, IL (US)

(*) Notice: This patent is subject to a terminal disclaimer.

(**) Term: **14 Years**

(21) Appl. No.: **29/343,740**

(22) Filed: **Sep. 18, 2009**

(51) **LOC (9) Cl.** **02-04**

(52) **U.S. Cl.** **D2/951; D2/956**

(58) **Field of Classification Search** D2/902,
D2/908, 916, 918, 925, 946, 947, 951-954,
D2/956-962, 977; 36/3 B, 22 R, 24.5, 25 R,
36/28, 32 R, 34 R, 59 C, 103

See application file for complete search history.

(56) **References Cited**

U.S. PATENT DOCUMENTS

1,581,861	A *	4/1926	Oberdorfer	36/59 C
D359,613	S *	6/1995	Ueda	D2/953
D364,265	S *	11/1995	Murray	D2/951
5,716,723	A *	2/1998	Van Cleef et al.	428/690
D403,494	S *	1/1999	Loverin	D2/902
D441,944	S *	5/2001	Rogers	D2/956
D447,860	S *	9/2001	Matis et al.	D2/969
D456,982	S *	5/2002	Rogers	D2/957
D456,983	S *	5/2002	Stubbs et al.	D2/961
D462,829	S *	9/2002	Rogers	D2/959
D485,971	S *	2/2004	Magro	D2/916
D503,029	S *	3/2005	Sonnergren	D2/955

D506,054	S *	6/2005	Sonnergren	D2/959
D507,401	S *	7/2005	Sedlbauer	D2/959
D508,764	S *	8/2005	Sonnergren	D2/956
D509,048	S *	9/2005	Sonnergren	D2/956
D530,892	S *	10/2006	Issler	D2/954
7,162,815	B2 *	1/2007	Miyauchi et al.	36/103
D550,437	S *	9/2007	Belley et al.	D2/953
D551,434	S *	9/2007	Nakano	D2/955
D553,846	S *	10/2007	Kayano et al.	D2/977
D554,355	S *	11/2007	Goldman et al.	D2/972
D571,093	S *	6/2008	Hatfield et al.	D2/959
D573,336	S *	7/2008	Rivas et al.	D2/961
D575,040	S *	8/2008	Bramani	D2/953
D579,640	S *	11/2008	Duffy	D2/953
D580,142	S *	11/2008	Duffy	D2/955
D582,639	S *	12/2008	Rosenbaum	D2/953
D588,346	S *	3/2009	McCarthy	D2/947
D590,139	S *	4/2009	Carlucci	D2/908

(Continued)

Primary Examiner — T. Chase Nelson

(74) *Attorney, Agent, or Firm* — Terence P. O'Brien

(57) **CLAIM**

We claim the ornamental design for a portion of a footwear sole, as shown and described.

DESCRIPTION


FIG. 1 is a front view of a portion of a footwear sole;
FIG. 2 is a first side view of the portion of the footwear sole of FIG. 1;

FIG. 3 is a bottom view of the portion of the footwear sole of FIG. 1; and,

FIG. 4 is a second side view of the portion of the footwear sole of FIG. 1.

The ornamental design that is claimed is shown in solid lines only in the drawings and not the surfaces within the solid lines. The broken (dashed) lines shown in FIGS. 1 through 4 are included for the purpose of illustrating environmental elements only and form no part of the claimed design.

1 Claim, 1 Drawing Sheet



US D653,843 S

Page 2

U.S. PATENT DOCUMENTS

D595,484 S *	7/2009	Purdom et al.	D2/907	D643,193 S *	8/2011	McClaskie	D2/951
D615,740 S *	5/2010	Banik et al.	D2/956	2009/0205224 A1 *	8/2009	Rosenbaum	36/25 R
D622,943 S *	9/2010	McClaskie	D2/952	2010/0199523 A1 *	8/2010	Mayden et al.	36/103
D626,735 S *	11/2010	McClaskie	D2/959	2011/0061265 A1 *	3/2011	Lyden	36/103
D636,158 S *	4/2011	McCarron et al.	D2/951	2011/0131841 A1 *	6/2011	Foster	36/25 R
D637,379 S *	5/2011	Voare et al.	D2/926	2011/0154693 A1 *	6/2011	Oberschneider	36/3 B
D643,190 S *	8/2011	McClaskie	D2/951	2011/0203134 A1 *	8/2011	Sartor	36/29
D643,192 S *	8/2011	McClaskie	D2/951				

* cited by examiner

FIG. 1


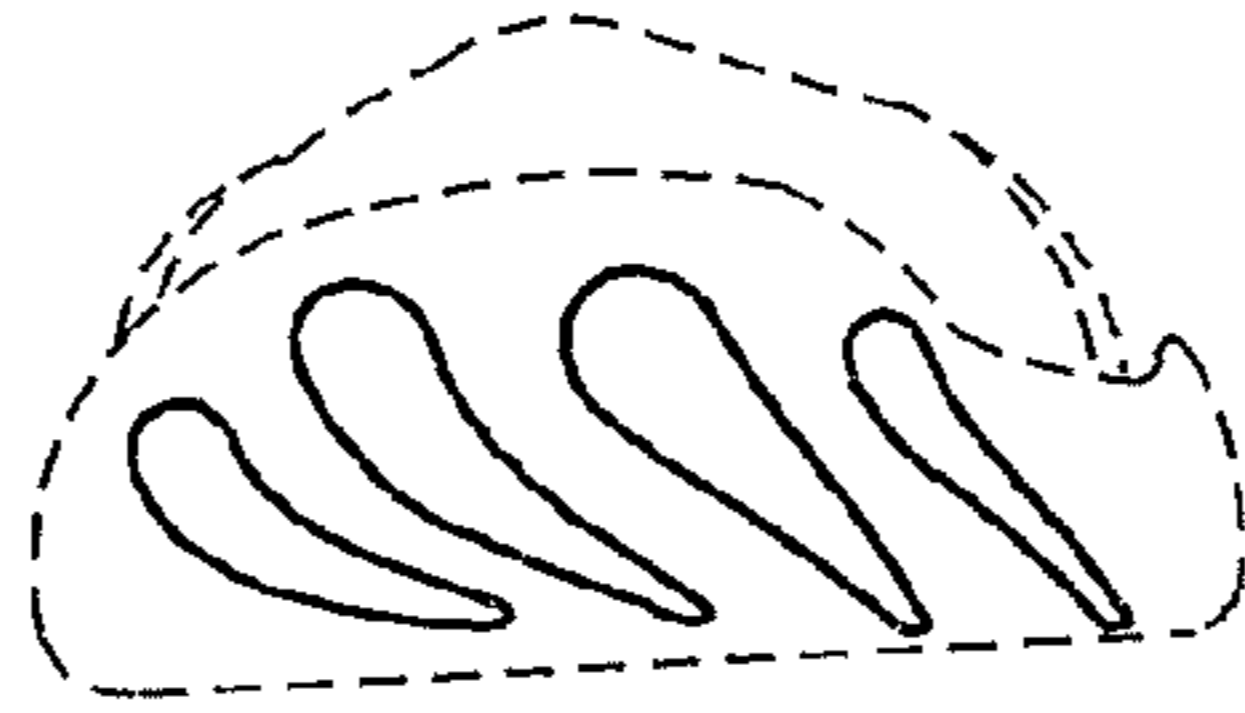


FIG. 2

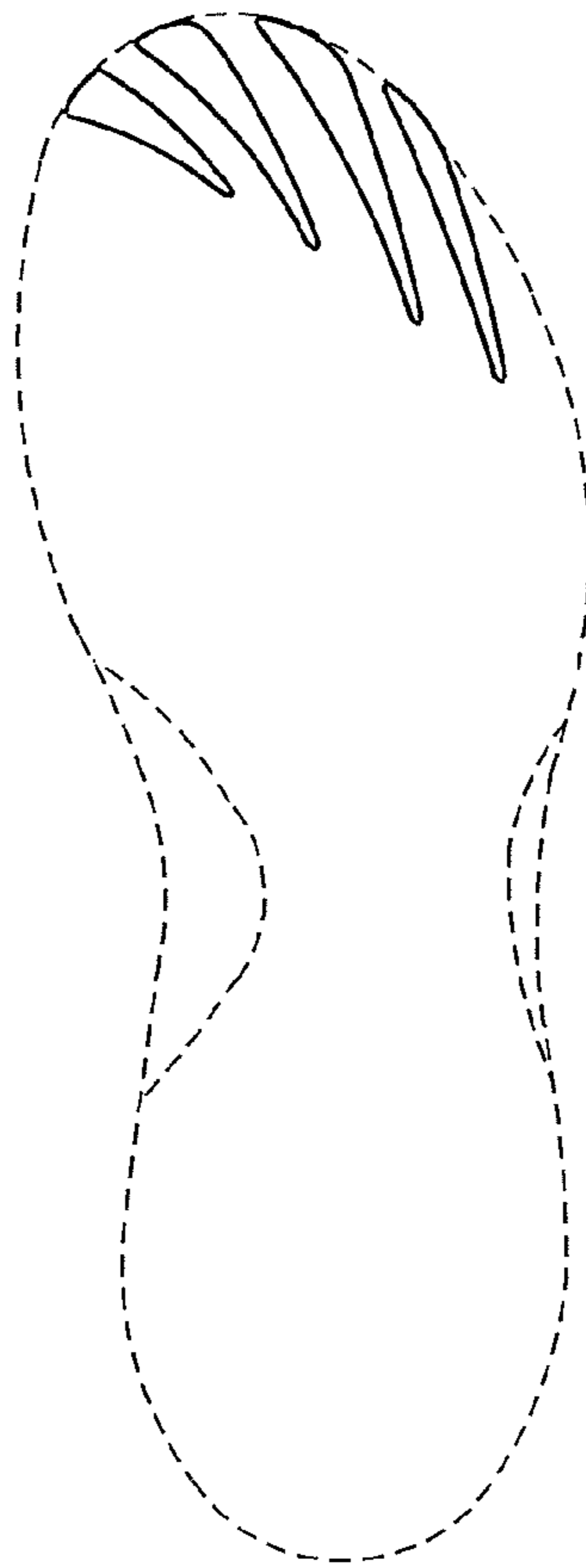


FIG. 3




FIG. 4