



US00D653838S

(12) **United States Design Patent**
Keen

(10) **Patent No.:** **US D653,838 S**
(45) **Date of Patent:** **** Feb. 14, 2012**

(54) **SHOE**

(76) Inventor: **Suzanne Keen**, Cresson, TX (US)

(**) Term: **14 Years**

(21) Appl. No.: **29/355,007**

(22) Filed: **Feb. 1, 2010**

(51) **LOC (9) Cl.** **02-04**

(52) **U.S. Cl.** **D2/907**; D2/908; D2/925; D2/944

(58) **Field of Classification Search** D2/896,
D2/902, 907, 908, 925, 929, 935, 943, 944,
D2/946, 969, 971, 976; 36/1, 83, 98, 136,
36/137, 45

See application file for complete search history.

(56) **References Cited**

U.S. PATENT DOCUMENTS

1,977,995	A *	10/1934	Morali	36/136
D333,376	S *	2/1993	Raffe	D2/969
6,802,140	B2	10/2004	Aslanides		
D532,596	S *	11/2006	Choi	D2/976
D555,334	S	11/2007	Sample		

FOREIGN PATENT DOCUMENTS

EP 2032635 3/2009

OTHER PUBLICATIONS

www.wikihow.com/Make Glitter Shoes; Author: Anonymous; Date: Unknown.

www.shudoo.co.uk/sites/shudoo2.68/productimages/430x430f/CON-GLHI; Author: Unknown; Date: Unknown.

* cited by examiner

Primary Examiner — Dominic Simone

(74) *Attorney, Agent, or Firm* — Eric Karich

(57) **CLAIM**

The ornamental design for a "shoe," as shown and described.

DESCRIPTION

FIG. 1 is a perspective view of a shoe, showing my new design;

FIG. 2 is a front elevational view thereof;

FIG. 3 is a rear elevational view thereof;


FIG. 4 is a left side elevational view thereof

FIG. 5 is a right side elevational view thereof;

FIG. 6 is a top plan view thereof; and,

FIG. 7 is a bottom plan view thereof.

1 Claim, 7 Drawing Sheets



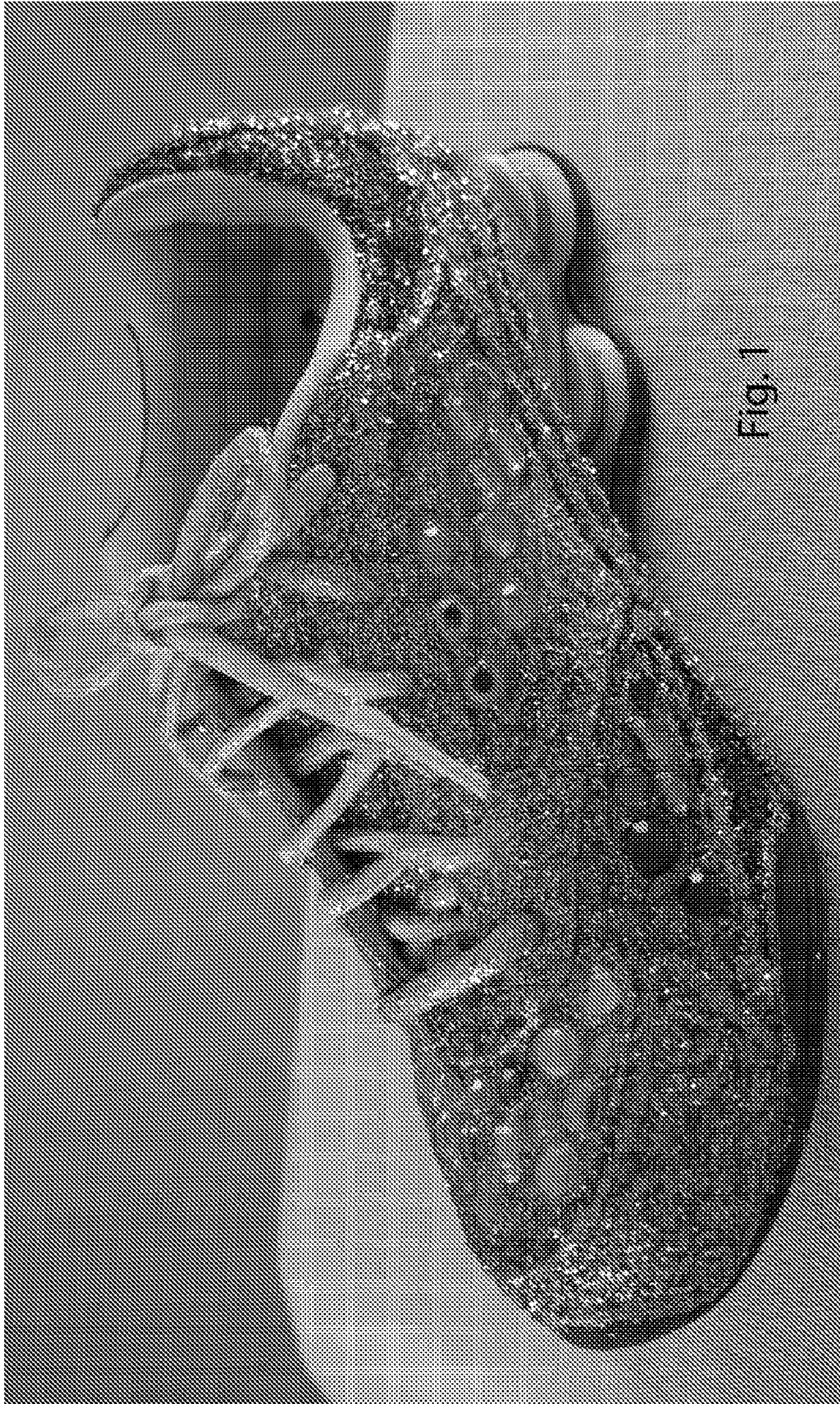


Fig. 1

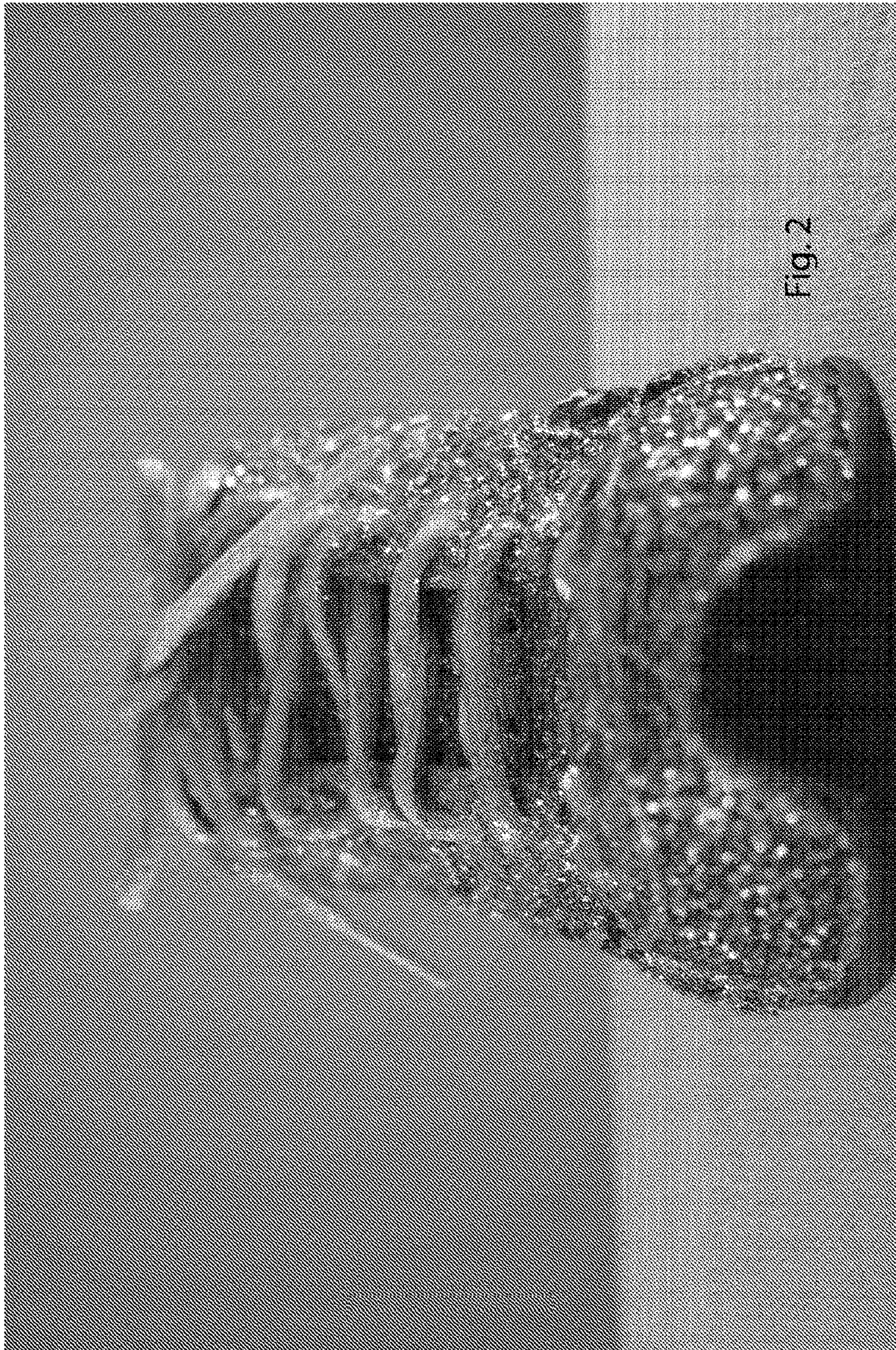
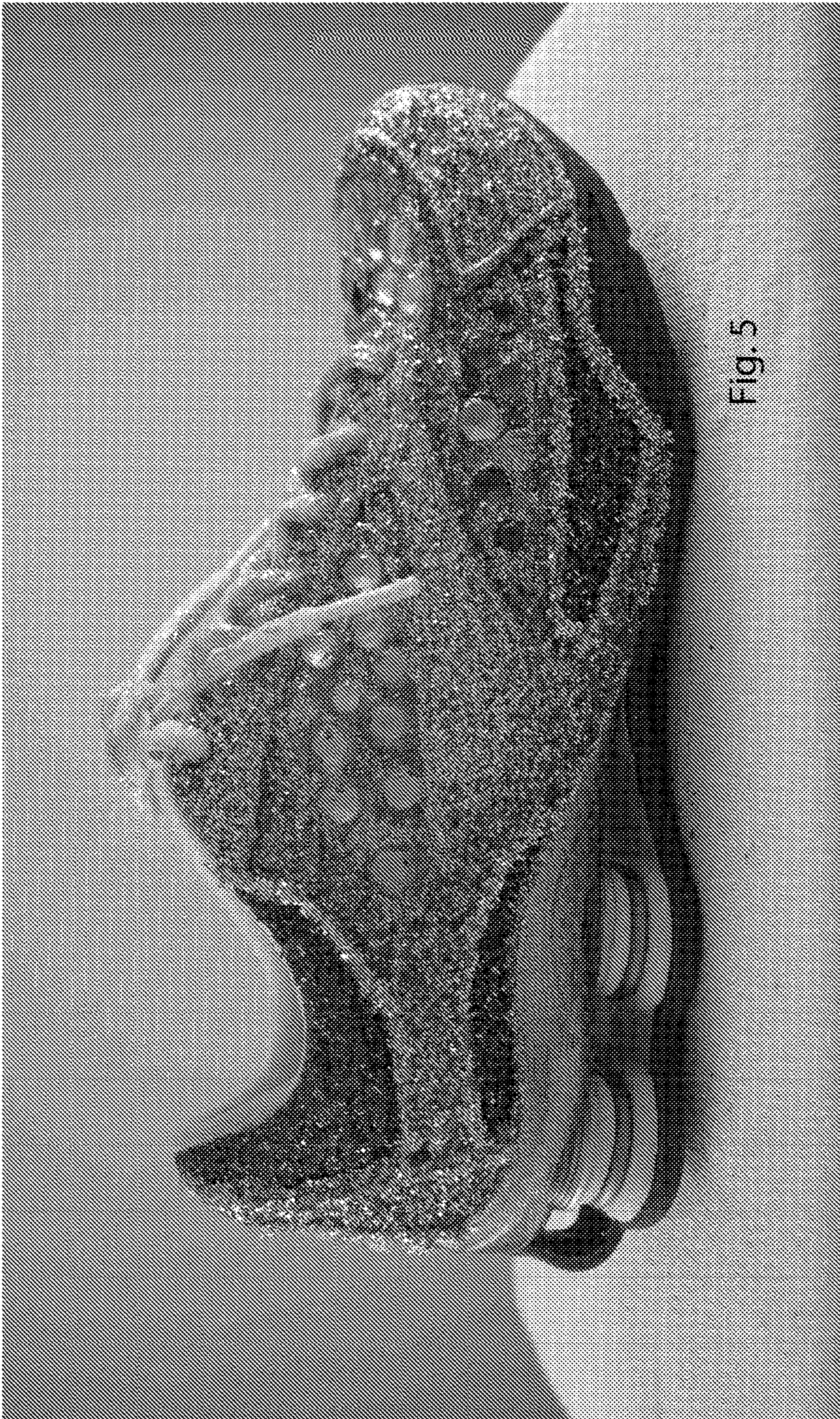







Fig. 4





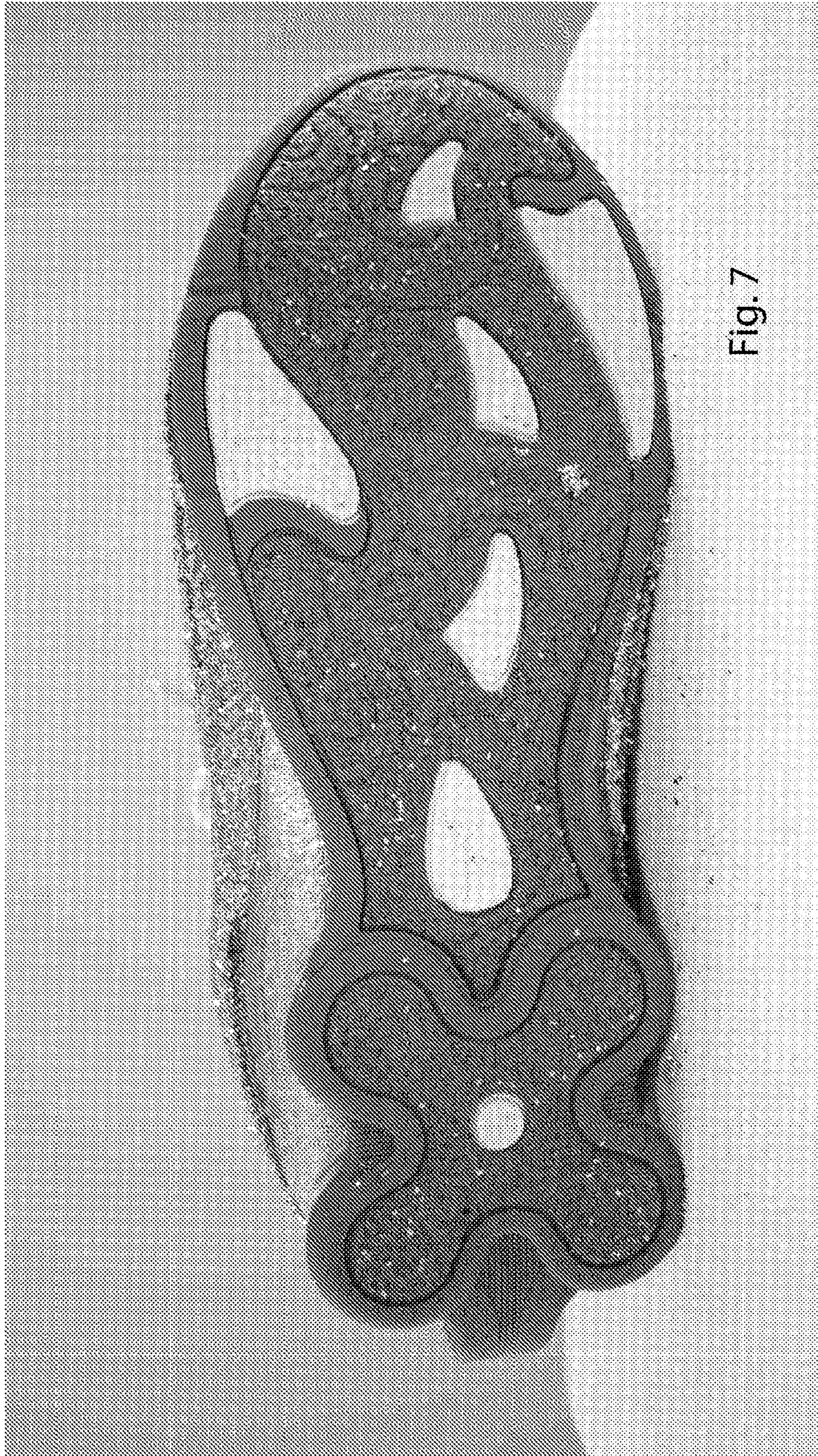


Fig. 7