



US00D653834S

(12) **United States Design Patent**  
**Ahrenholtz et al.**

(10) **Patent No.:** **US D653,834 S**  
(45) **Date of Patent:** **\*\* Feb. 7, 2012**

- (54) **HYDRAULIC JACK ASSEMBLY**
- (75) Inventors: **Ted E. Ahrenholtz**, Minnetonka, MN (US); **Kevin J. Hansen**, Eden Prairie, MN (US)
- (73) Assignee: **Bluerock Technologies, Inc.**, Minneapolis, MN (US)
- (\*\*) Term: **14 Years**
- (21) Appl. No.: **29/390,158**
- (22) Filed: **Apr. 20, 2011**
- (51) **LOC (9) Cl.** ..... **12-05**
- (52) **U.S. Cl.** ..... **D34/31**
- (58) **Field of Classification Search** ..... D34/31, D34/28, 35; 248/354.5  
See application file for complete search history.

D343,491	S	*	1/1994	Cusimano	.....	D34/31
5,282,605	A		2/1994	Sauber		
D348,966	S		7/1994	Guyton		
5,458,315	A	*	10/1995	Blatz et al.	.....	254/88
D374,210	S		10/1996	Razin		
D388,925	S		1/1998	Hulegaard et al.		
5,816,554	A	*	10/1998	McCracken	.....	248/346.01
6,042,074	A	*	3/2000	Cusimano	.....	248/354.1
6,086,099	A	*	7/2000	Kingsbury	.....	280/766.1
6,099,016	A		8/2000	Peveler		
D440,022	S	*	4/2001	Simpson et al.	.....	D34/31
D447,309	S	*	8/2001	Wilson	.....	D34/31
6,302,381	B1		10/2001	Roll		
6,305,667	B1		10/2001	Heller		
D467,699	S		12/2002	King		
D537,604	S	*	2/2007	Redman	.....	D34/31
D602,672	S		10/2009	Stillwell		
D639,011	S	*	5/2011	Ahrenholtz et al.	.....	D34/31
D639,012	S	*	5/2011	Ahrenholtz	.....	D34/31
D639,013	S	*	5/2011	Ahrenholtz	.....	D34/31

\* cited by examiner

*Primary Examiner* — Cynthia Ramirez

(74) *Attorney, Agent, or Firm* — Schroeder & Siegfried, P.A.

(56) **References Cited**

U.S. PATENT DOCUMENTS

D95,744	S	*	5/1935	Hein	.....	D34/31
D96,568	S	*	8/1935	Werner	.....	D34/31
D128,108	S	*	7/1941	Dalton	.....	D34/31
3,064,994	A	*	11/1962	Limmer	.....	280/6.15
3,093,362	A	*	6/1963	Schaefer	.....	254/424
3,273,858	A		9/1966	Coburn		
3,330,602	A		7/1967	Riley et al.		
3,341,179	A		9/1967	Smith		
3,817,493	A		6/1974	Hanser		
3,860,216	A	*	1/1975	Brown	.....	254/423
3,863,894	A	*	2/1975	Mansi et al.	.....	254/420
D237,753	S	*	11/1975	Mels	.....	D22/136
4,150,813	A	*	4/1979	Mena	.....	254/423
4,165,861	A	*	8/1979	Hanser	.....	254/423
D281,199	S		10/1985	Prawl		
D291,017	S		7/1987	Magness		
D304,575	S	*	11/1989	Batzel	.....	D34/31
5,011,119	A		4/1991	Harrington		

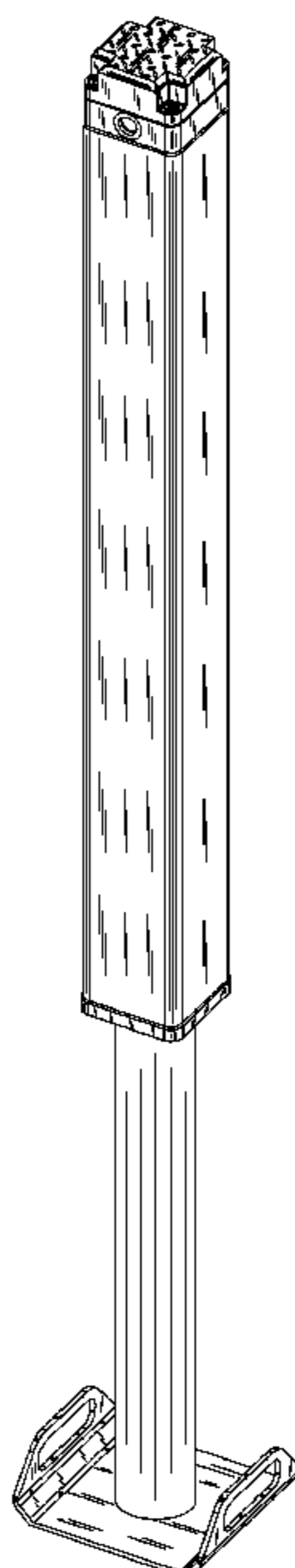
(57) **CLAIM**

The ornamental design for a hydraulic jack assembly, as shown and described.

**DESCRIPTION**

FIG. 1 is a perspective view of a hydraulic jack assembly showing our new design;  
 FIG. 2 is a front elevational view thereof;  
 FIG. 3 is a right side elevational view thereof, the left side being the mirror image;  
 FIG. 4 is a rear elevational view thereof;  
 FIG. 5 is a top plan view thereof; and,  
 FIG. 6 is a bottom plan view thereof.

**1 Claim, 6 Drawing Sheets**



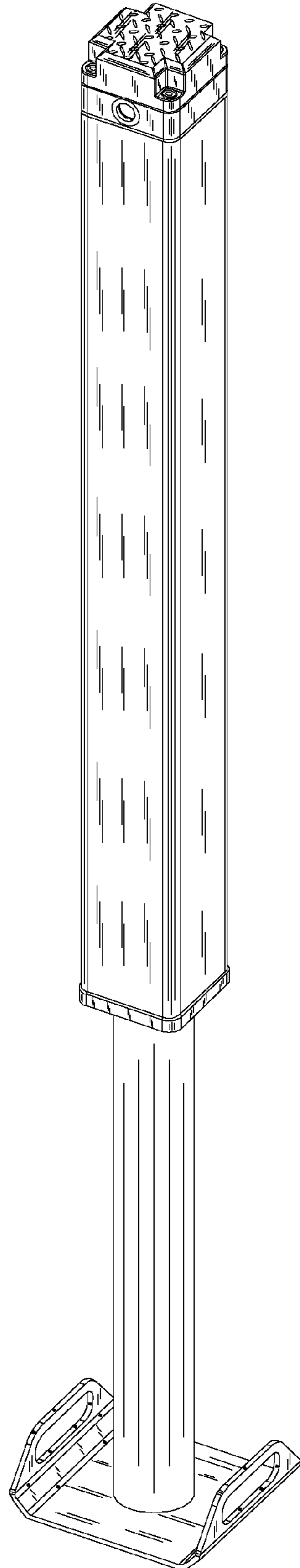


Fig. 1

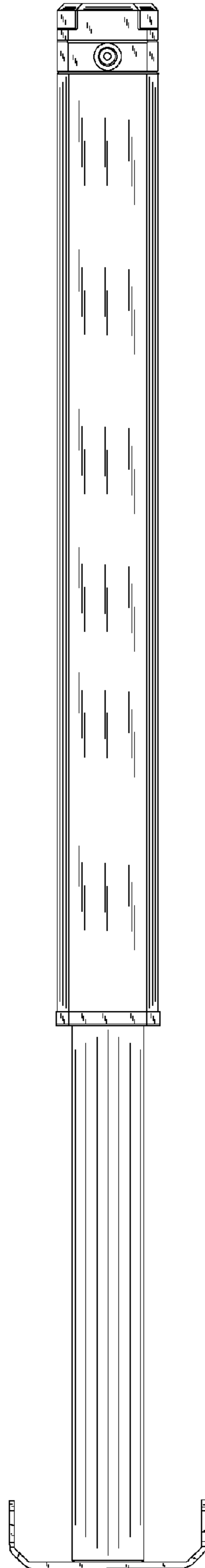


Fig. 2

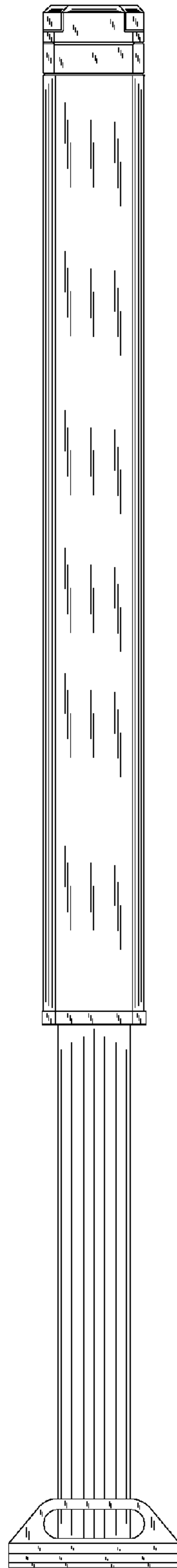


Fig. 3

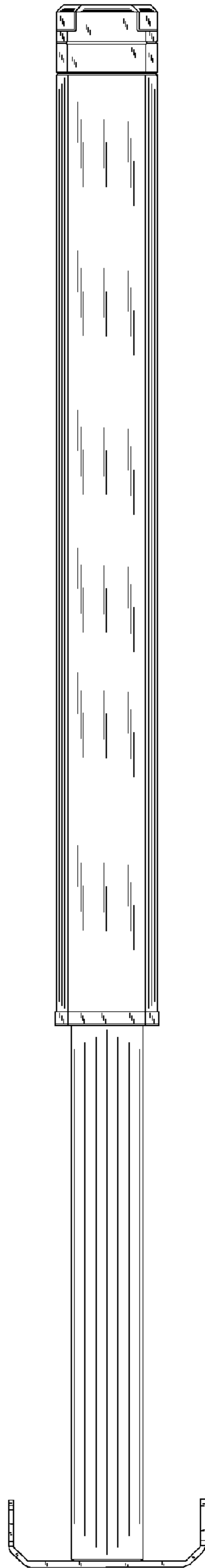


Fig. 4




Fig. 5

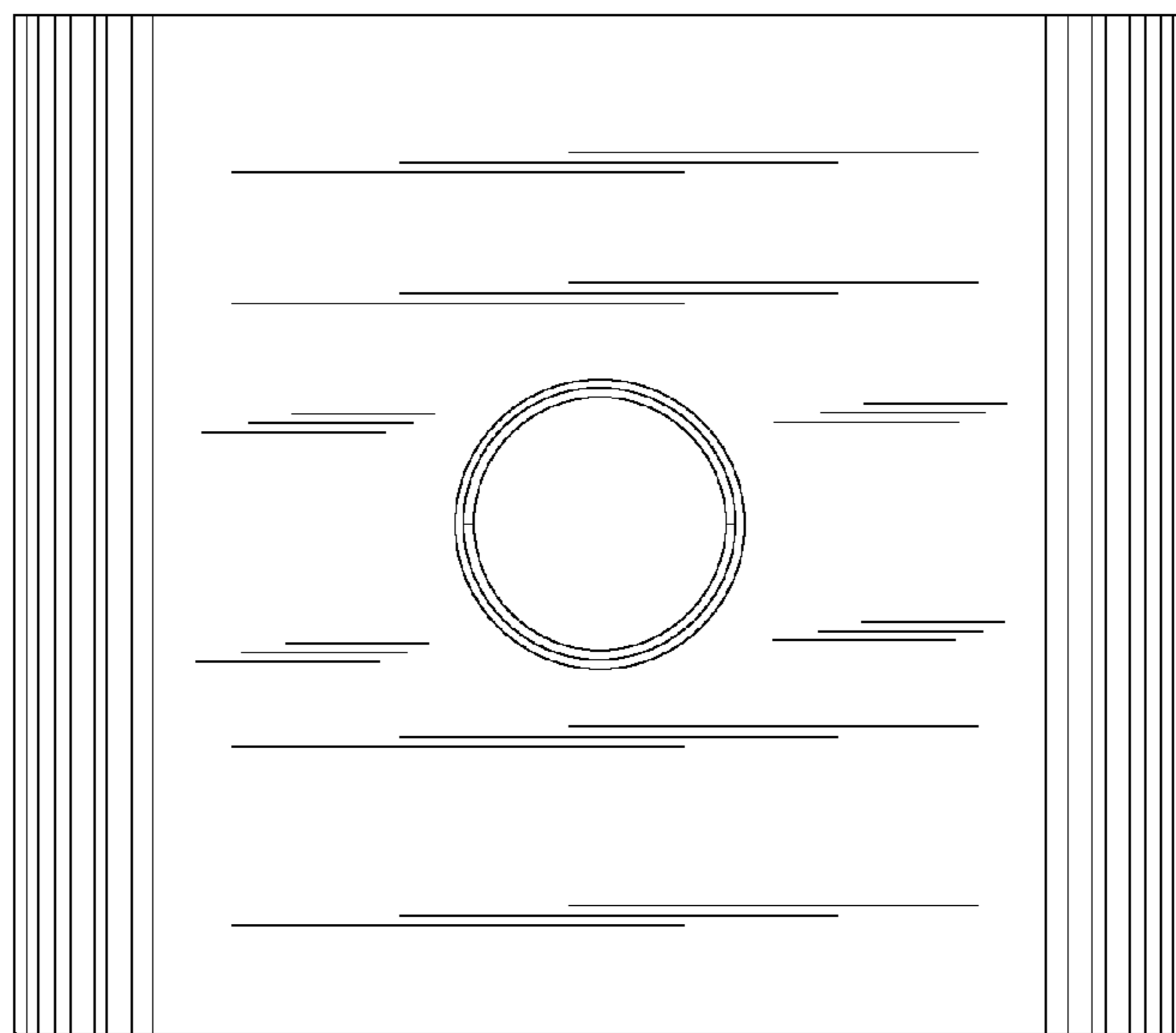


Fig. 6