



US00D653825S

(12) **United States Design Patent**  
**Cho et al.**

(10) **Patent No.:** **US D653,825 S**

(45) **Date of Patent:** **\*\* Feb. 7, 2012**

(54) **VACUUM CLEANER**

(75) Inventors: **Chul-Yong Cho**, Seoul (KR); **Min Hyoung Boo**, Seoul (KR)

(73) Assignee: **Samsung Electronics Co., Ltd.**, Suwon-Si (KR)

(\*\*) Term: **14 Years**

(21) Appl. No.: **29/382,112**

(22) Filed: **Dec. 29, 2010**

(51) **LOC (9) Cl.** ..... **15-05**

(52) **U.S. Cl.** ..... **D32/22**

(58) **Field of Classification Search** ..... D32/50,  
D32/17, 31-33, 22, 51, 38-40, 45, 25, 49;  
15/182, 179, 168, 228, 319, 403, 209.1, 52,  
15/1, 246.3, 320-322, 415.1-422.1, 414,  
15/412, 354, 362, 366, 374, 400, 327.1, 329,  
15/41.1, 42, 48, 171, 176.1, 159.1, 339, 208,  
15/372, 385, 115, 106; 401/138-139; 68/222;  
134/198, 105

See application file for complete search history.

(56) **References Cited**

**U.S. PATENT DOCUMENTS**

2,492,627	A *	12/1949	Forsberg	.....	15/416
D303,173	S *	8/1989	Miyamoto et al.	.....	D32/22
D398,097	S *	9/1998	Murphy et al.	.....	D32/22
6,012,200	A *	1/2000	Murphy et al.	.....	15/347

D429,392	S *	8/2000	Maruyama et al.	.....	D32/22
6,381,804	B1 *	5/2002	Paterson et al.	.....	15/350
6,530,118	B2 *	3/2003	Oh	.....	15/414
D507,387	S *	7/2005	Jacobs	.....	D32/22
D591,918	S *	5/2009	Vagges	.....	D32/22
D608,513	S *	1/2010	Ho	.....	D32/22
D635,728	S *	4/2011	Fjellman	.....	D32/22
2005/0273972	A1 *	12/2005	Park	.....	15/414
2007/0209139	A1 *	9/2007	Carlucci et al.	.....	15/322
2007/0251048	A1 *	11/2007	Choi	.....	15/329

\* cited by examiner

*Primary Examiner* — Ruth McInroy

(74) *Attorney, Agent, or Firm* — Ladas & Parry LLP

(57) **CLAIM**

We claim the ornamental design for a vacuum cleaner, as shown and described.

**DESCRIPTION**

FIG. 1 is a top, front and right-side perspective view of a vacuum cleaner showing our new design;  
FIG. 2 is a front elevational view thereof;  
FIG. 3 is a rear elevational view thereof;  
FIG. 4 is a left-side elevational view thereof;  
FIG. 5 is a right-side elevational view thereof;  
FIG. 6 is a top plan view thereof; and,  
FIG. 7 is a bottom plan view thereof.

Features shown in broken lines form no part of the claimed design.

**1 Claim, 7 Drawing Sheets**

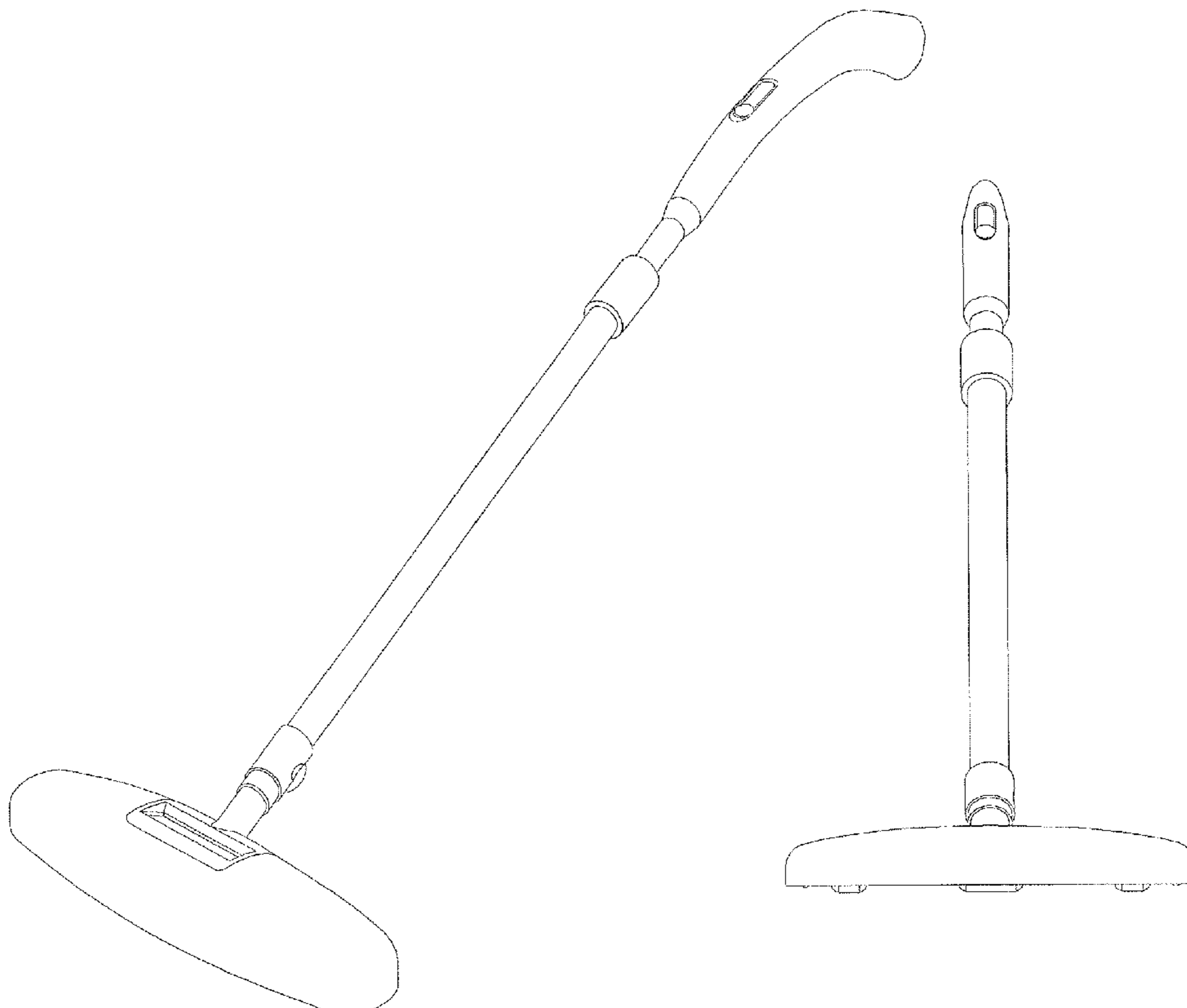


FIG. 1

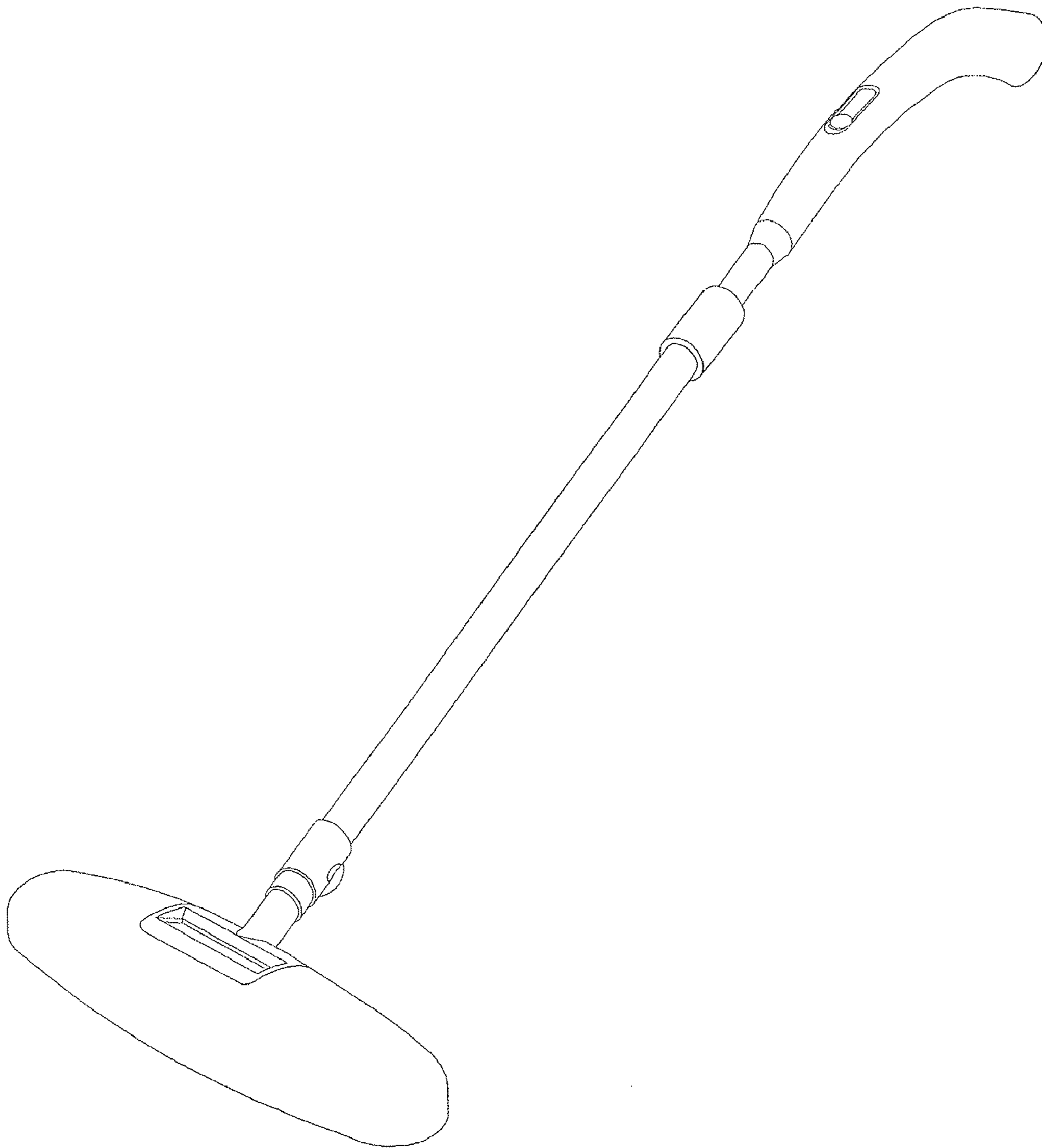


FIG. 2

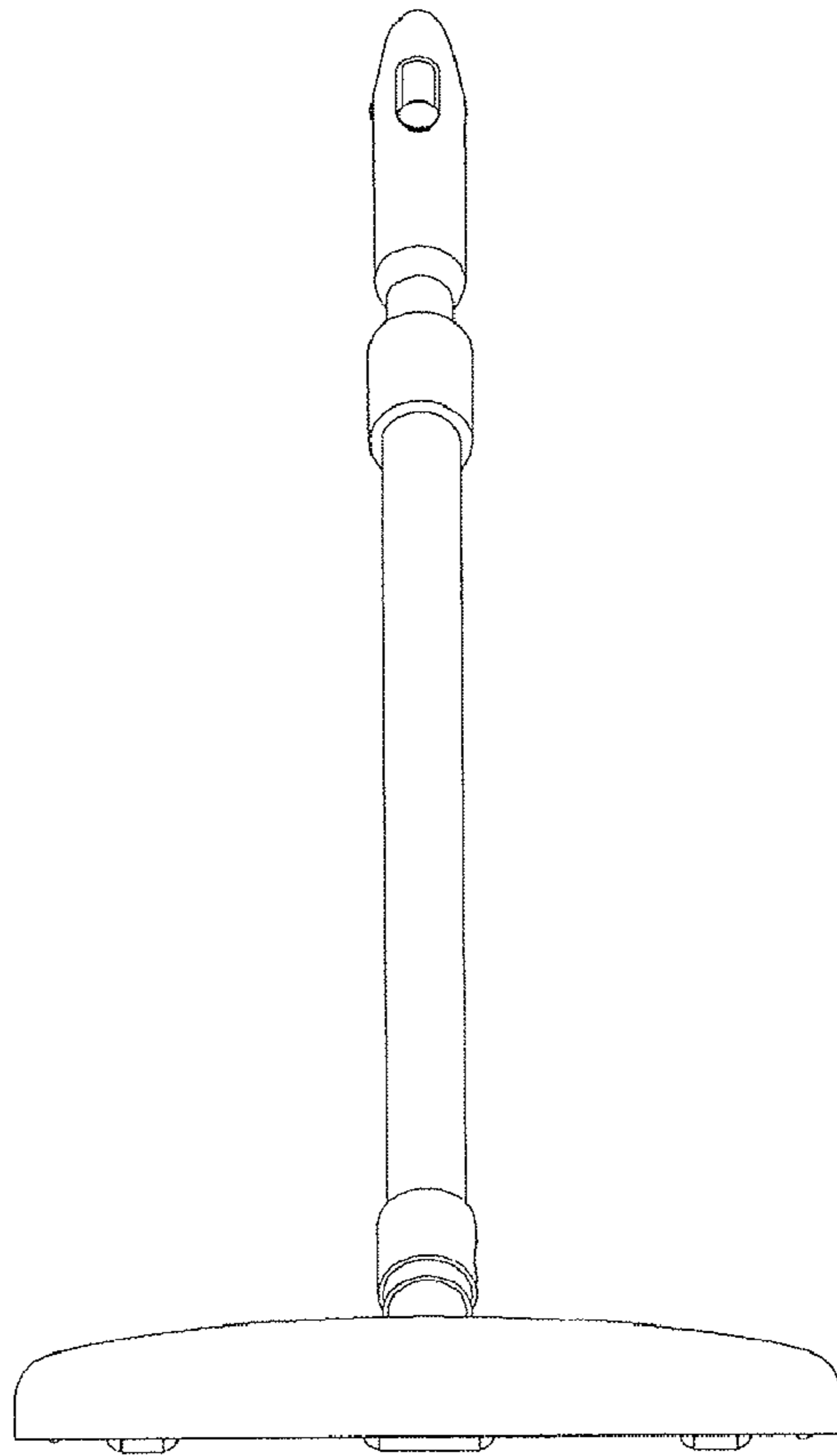


FIG. 3

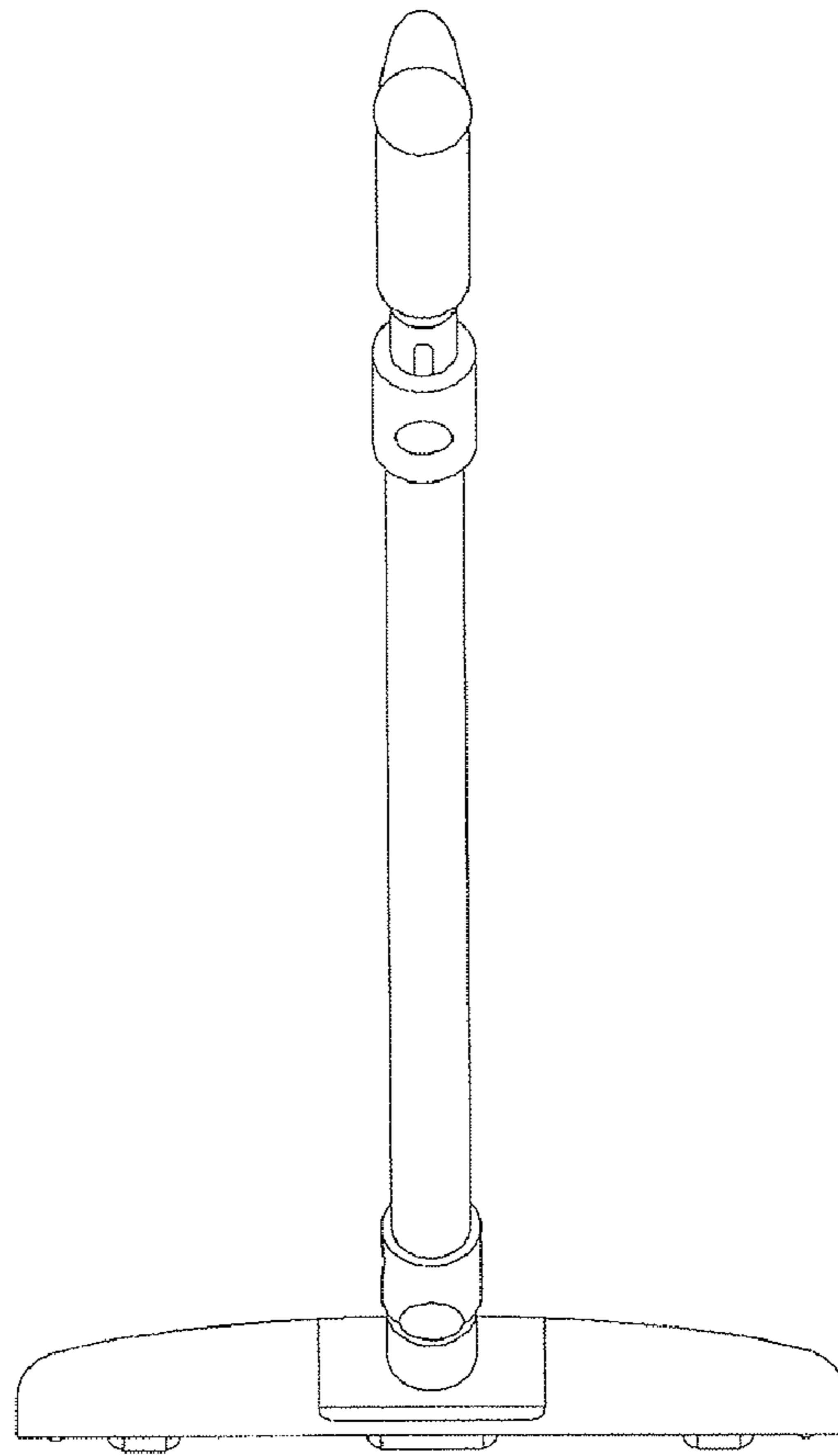


FIG. 4

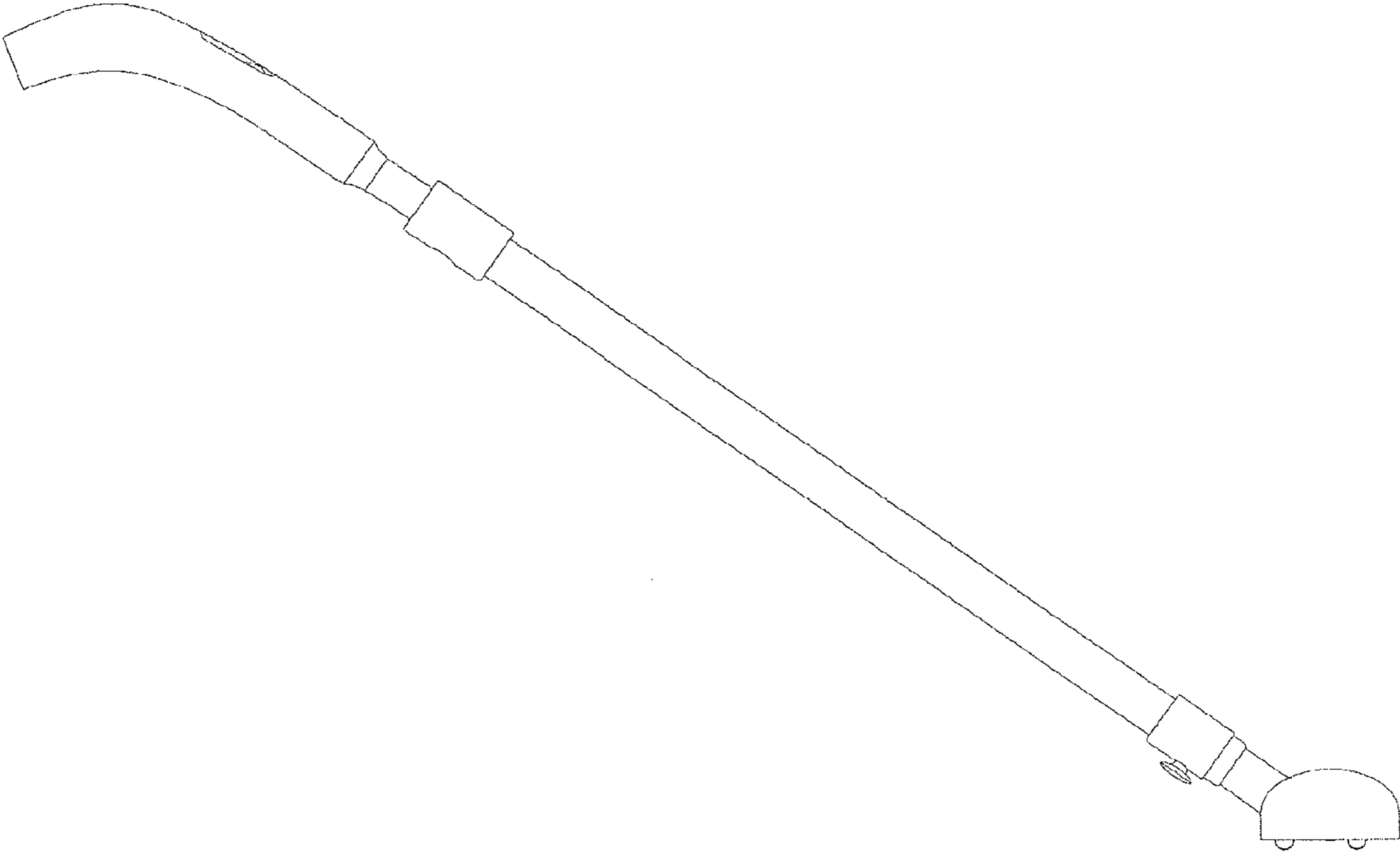


FIG. 5

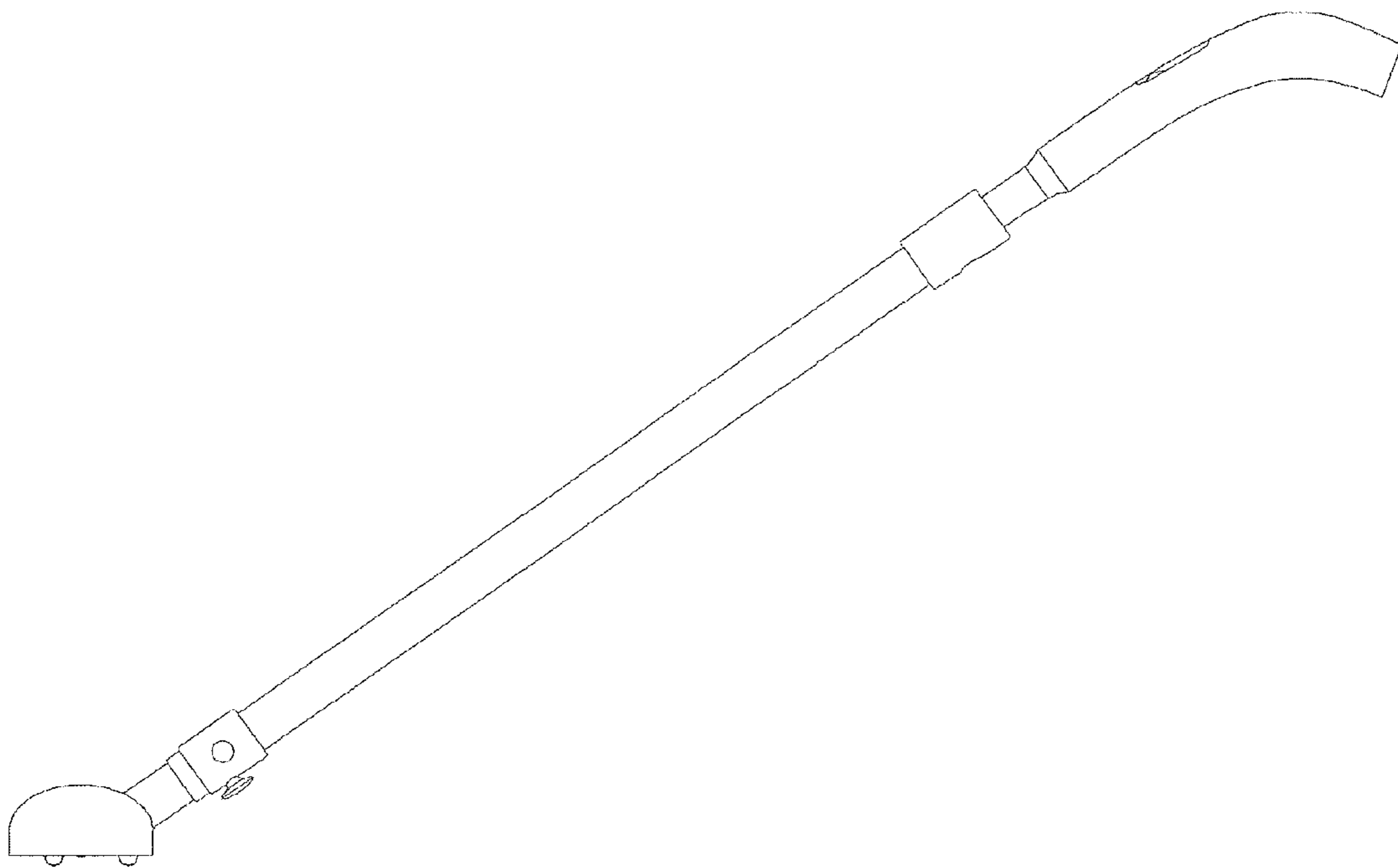


FIG. 6

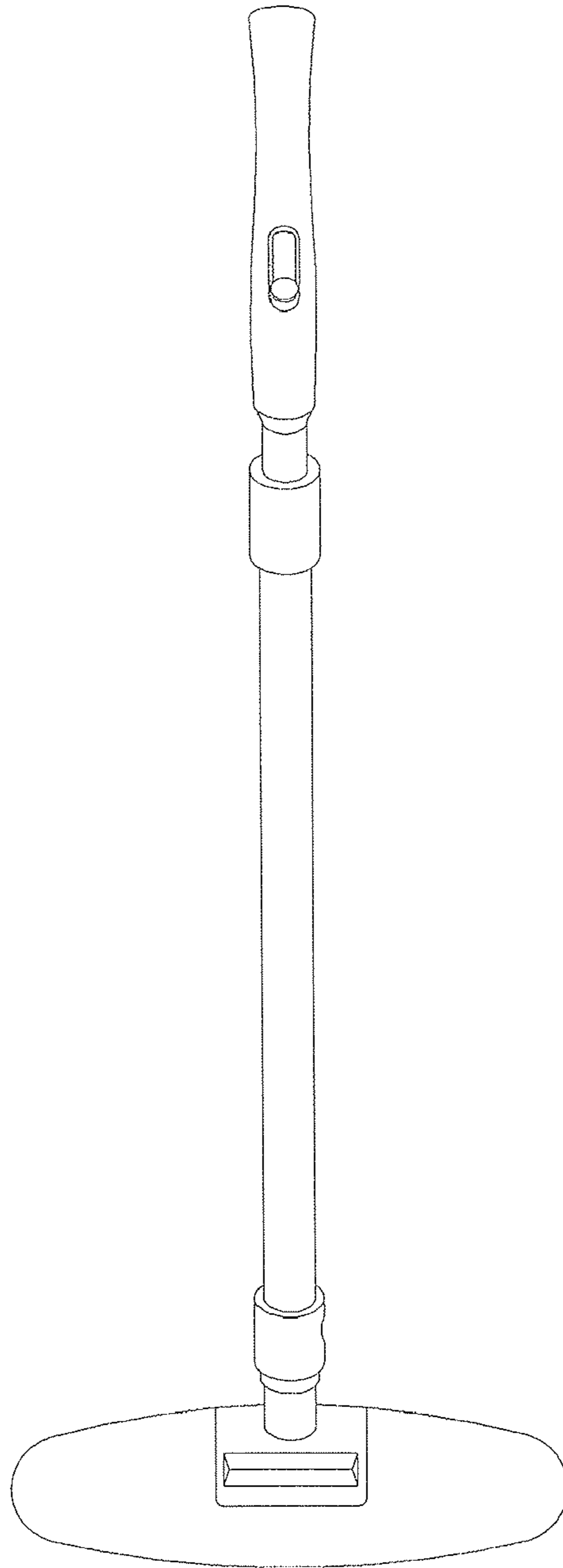


FIG. 7

