



US00D653814S

(12) **United States Design Patent**
Cantwell et al.

(10) **Patent No.:** **US D653,814 S**
(45) **Date of Patent:** **** Feb. 7, 2012**

(54) **CAGE HAVING A DIVIDER PANEL FOR CONTAINING AN ANIMAL**

(75) Inventors: **Brad Cantwell**, Muncie, IN (US);
Michael E. Greene, Muncie, IN (US);
Terrance L. Jones, Muncie, IN (US);
Robert Bemis, Yucaipa, CA (US)

(73) Assignee: **Mid-West Metal Products Company, Inc.**, Muncie, IN (US)

(**) Term: **14 Years**

(21) Appl. No.: **29/384,082**

(22) Filed: **Jan. 26, 2011**

(51) **LOC (9) Cl.** **30-02**

(52) **U.S. Cl.** **D30/114**

(58) **Field of Classification Search** D30/108-120,
D30/161; 119/28.5, 161-170, 482, 496-499,
119/502, 512-513, 712, 416, 437, 445, 452,
119/453, 455, 474

See application file for complete search history.

(56) **References Cited**

U.S. PATENT DOCUMENTS

5,549,073	A *	8/1996	Askins et al.	119/474
5,626,098	A *	5/1997	Askins et al.	119/474
D427,730	S *	7/2000	Powers et al.	D30/114
6,192,834	B1 *	2/2001	Kolozsvari	119/498
6,460,486	B1 *	10/2002	Powers et al.	119/452
6,681,720	B1 *	1/2004	Skurdalsvold et al.	119/474
6,832,580	B2 *	12/2004	Marchioro	119/452

6,883,463	B2 *	4/2005	Link	119/474
7,059,274	B2 *	6/2006	Cheng	119/455
D581,602	S *	11/2008	Jakubowski et al.	D30/114
7,721,678	B2 *	5/2010	Jakubowski et al.	119/474
2001/0054394	A1 *	12/2001	Marchioro	119/452
2005/0034679	A1 *	2/2005	Link	119/474
2006/0000422	A1 *	1/2006	Cheng	119/455
2007/0000447	A1 *	1/2007	Jakubowski et al.	119/453

OTHER PUBLICATIONS

Pet Gear Inc.: "Travel Lite Steel Crates"; www.petgearinc.com/product_info.asp?id=189; Pub. 2011 ("Pet Gear Inc." publication); pp. 1-2, USA.

* cited by examiner

Primary Examiner — T. Chase Nelson

Assistant Examiner — Ania Aman

(74) *Attorney, Agent, or Firm* — Taft Stettinius & Hollister, LLP; Stephen F. Rost, Esq.

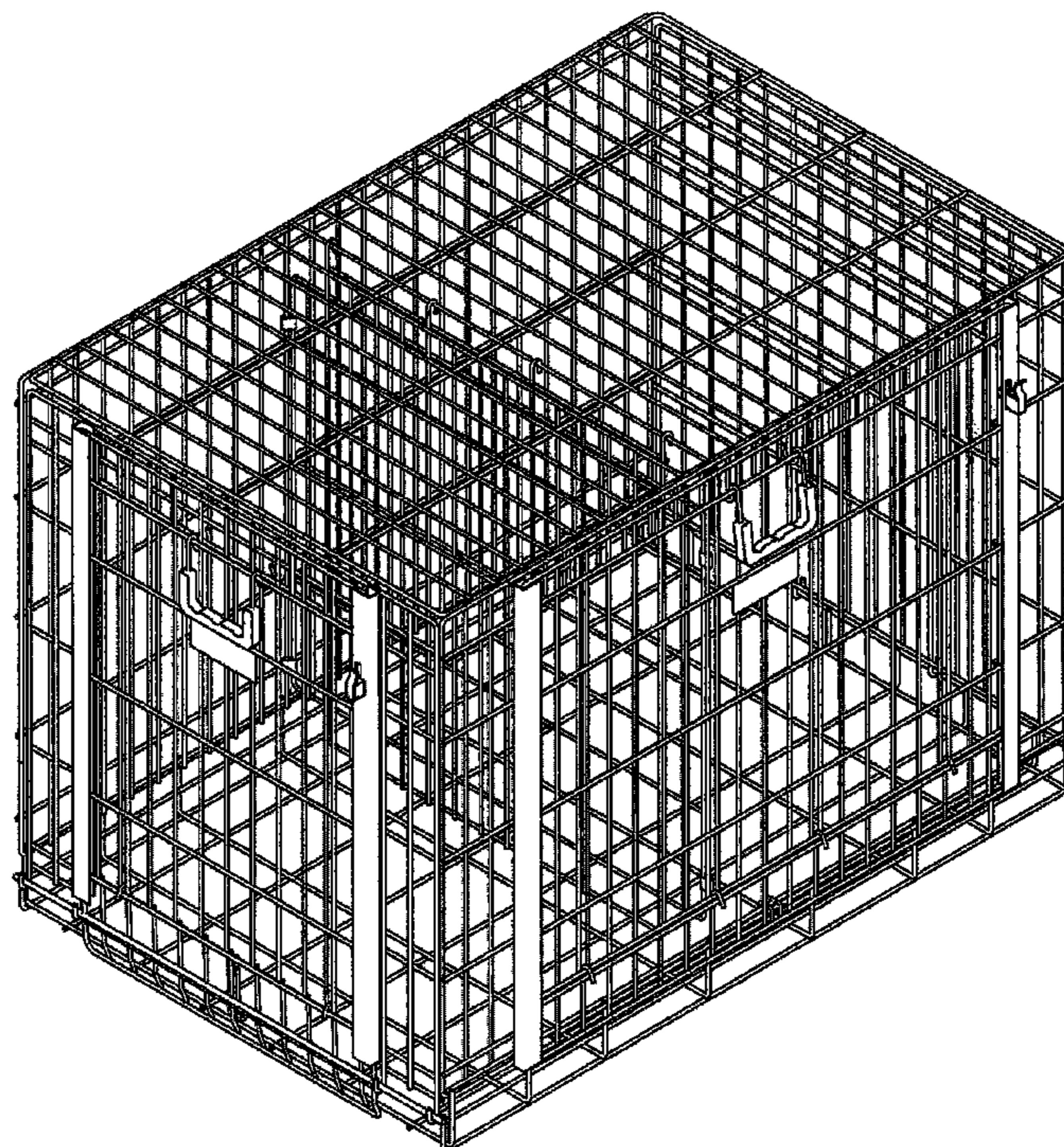
(57) **CLAIM**

The ornamental design for a cage having a divider panel for containing an animal, as shown and described.

DESCRIPTION

FIG. 1 is a perspective view of a cage having a divider panel for containing an animal showing our new design; FIG. 2 is a top plan view of the wire cage of FIG. 1; FIG. 3 is a left side elevation view of the wire cage of FIG. 1; FIG. 4 is a right side elevation view of the wire cage of FIG. 1; FIG. 5 is a bottom plan view of the wire cage of FIG. 1; FIG. 6 is a front elevation view of the wire cage of FIG. 1; and, FIG. 7 is a back elevation view of the wire cage of FIG. 1.

1 Claim, 7 Drawing Sheets



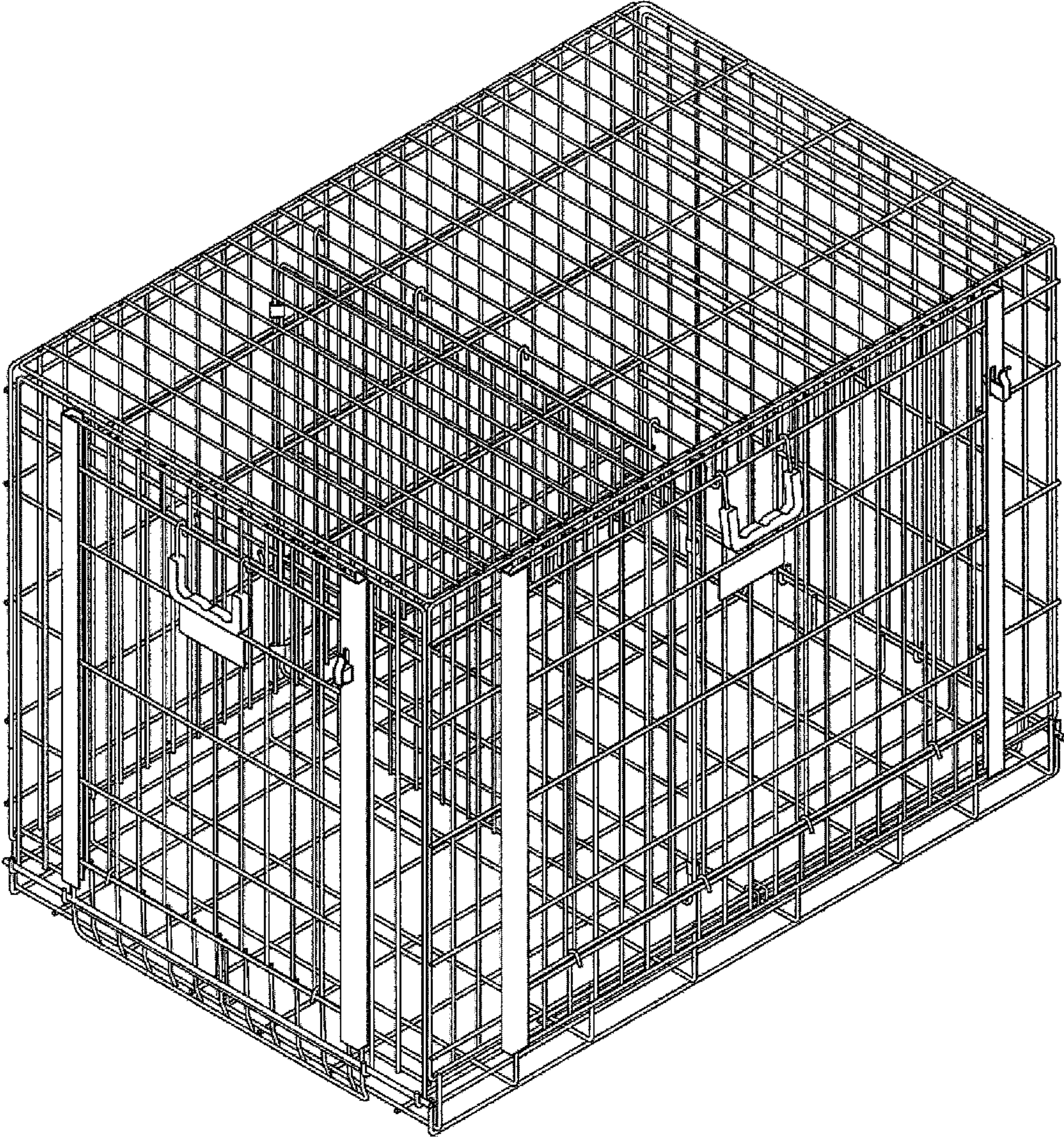


Figure 1




Figure 2




Figure 3

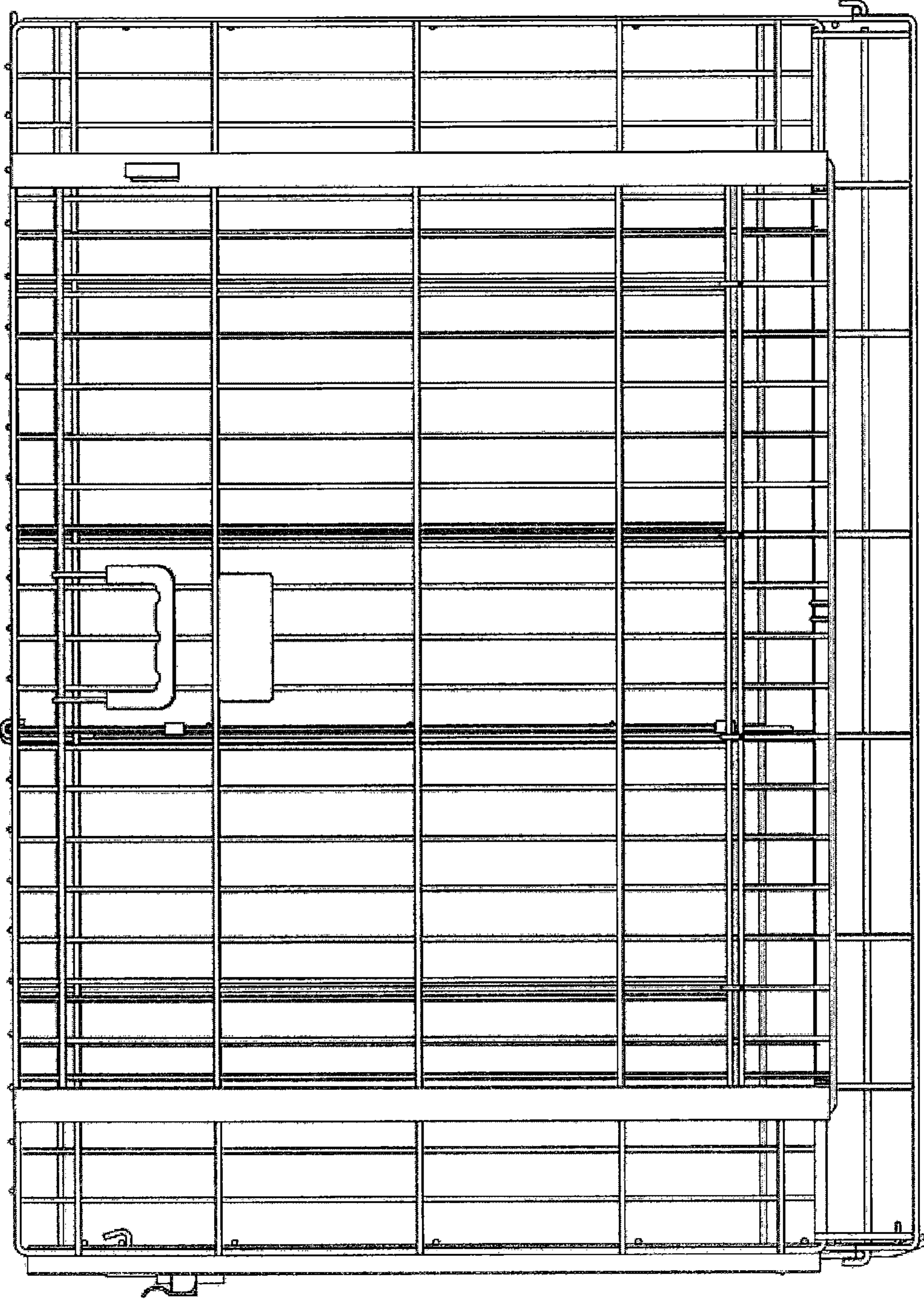


Figure 4




Figure 5

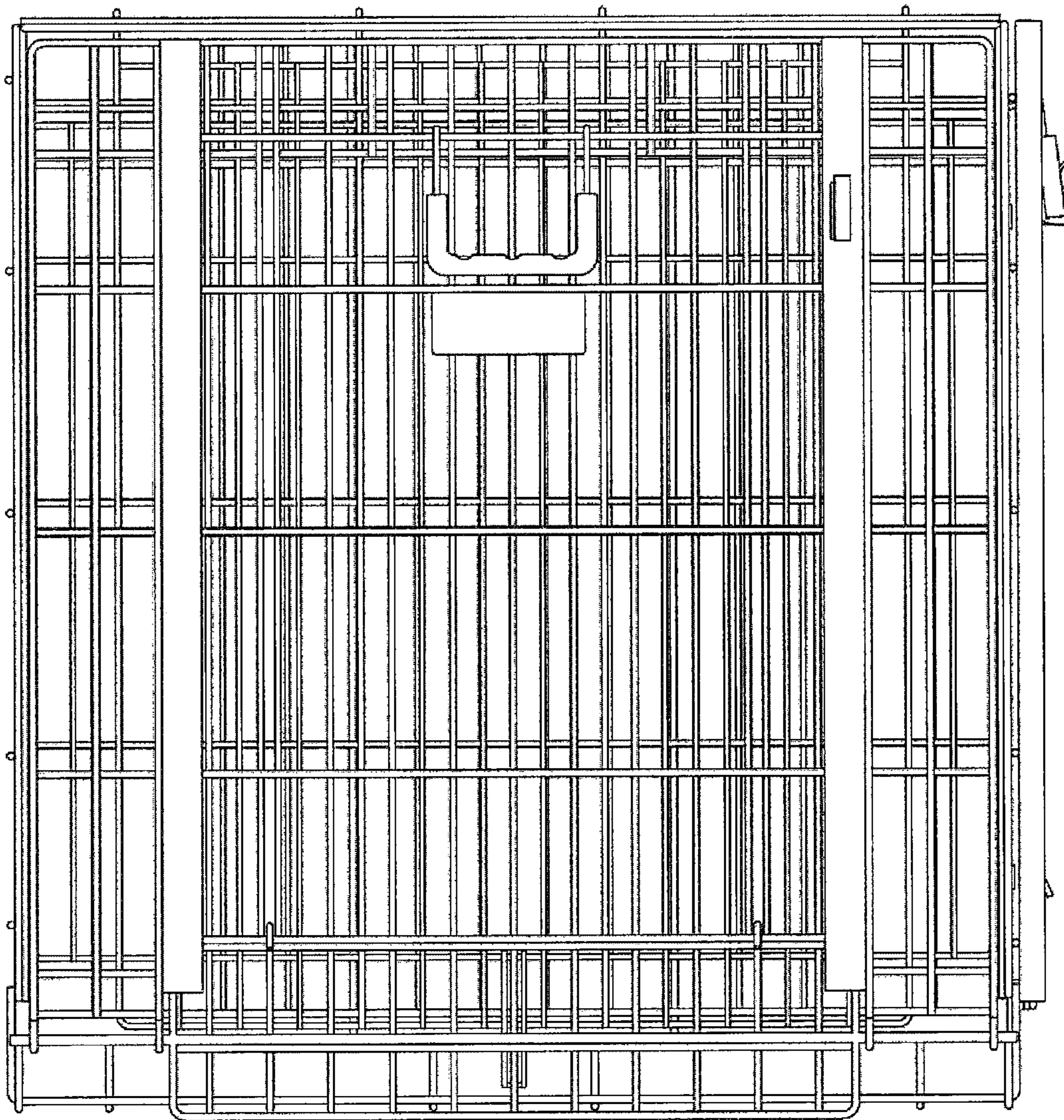


Figure 6

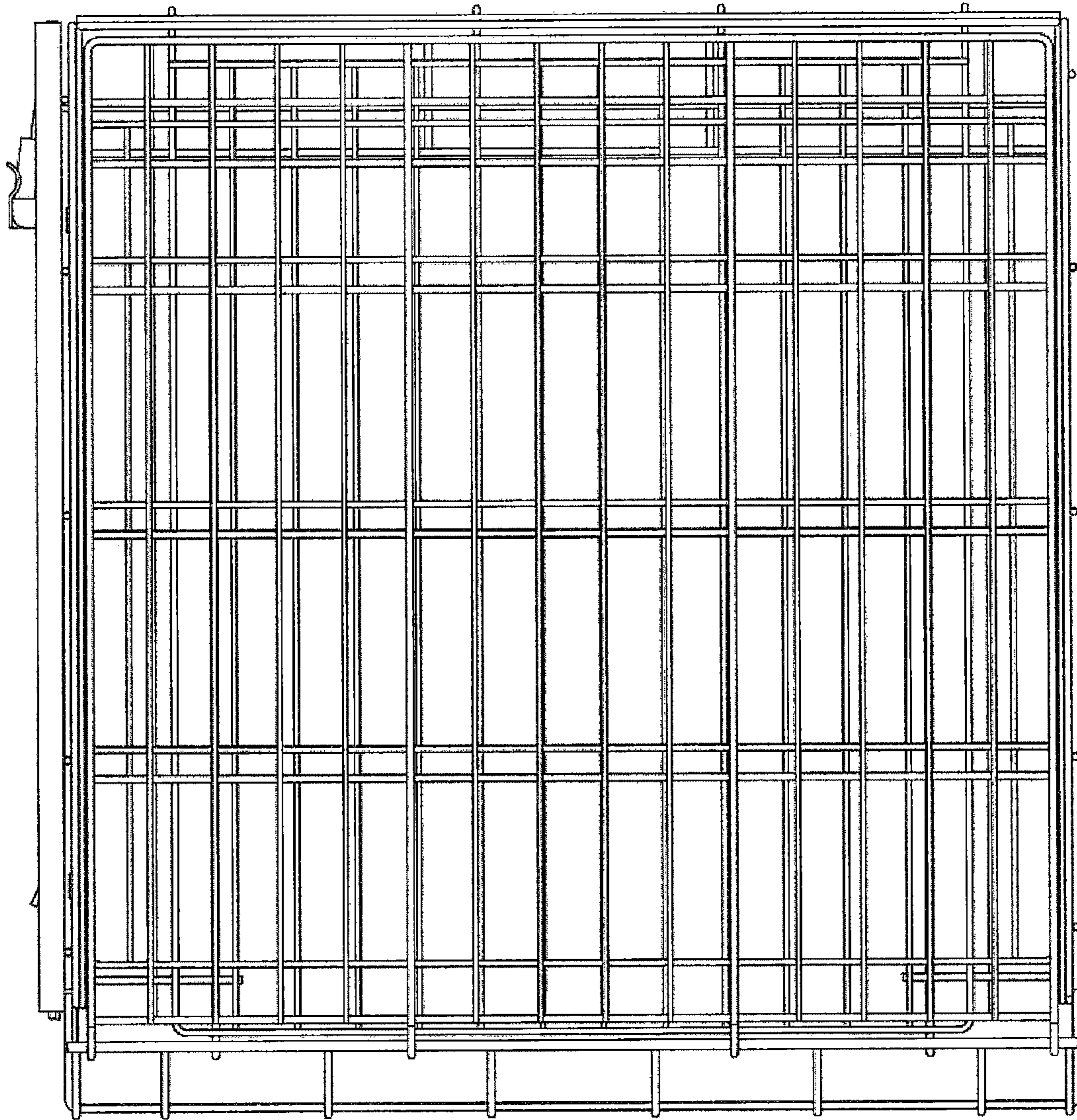


Figure 7