



US00D653805S

(12) **United States Design Patent**
Tani

(10) **Patent No.:** **US D653,805 S**

(45) **Date of Patent:** **** Feb. 7, 2012**

(54) **APPLICATOR FOR COSMETICS**

(75) Inventor: **Yoshikazu Tani**, Kawaguchi (JP)

(73) Assignee: **Tokiwa Corporation**, Nakatsugawa-shi, Gifu (JP)

(**) Term: **14 Years**

(21) Appl. No.: **29/384,211**

(22) Filed: **Jan. 28, 2011**

(30) **Foreign Application Priority Data**

Aug. 20, 2010 (JP) D2010-020213

(51) **LOC (9) Cl.** **28-02**

(52) **U.S. Cl.** **D28/7**

(58) **Field of Classification Search** D28/7,
D28/8, 20–22, 30–31, 76, 85, 99; 132/108,
132/202, 208, 317.32; 401/202–207, 261–267;
D4/132–135; D24/119

See application file for complete search history.

(56) **References Cited**

U.S. PATENT DOCUMENTS

6,773,194	B2 *	8/2004	Libman et al.	401/207
D555,831	S *	11/2007	Chan	D28/7
7,785,026	B2 *	8/2010	Eng et al.	401/37
7,878,728	B2 *	2/2011	Nasu et al.	401/265
2003/0231924	A1 *	12/2003	Libman et al.	401/266
2005/0047848	A1 *	3/2005	Carraher	401/266

2006/0198686	A1 *	9/2006	Hetzel	401/47
2007/0116509	A1 *	5/2007	Lin	401/266
2008/0166172	A1 *	7/2008	Eng et al.	401/37

FOREIGN PATENT DOCUMENTS

JP 2010-149441 7/2010

* cited by examiner

Primary Examiner — Zenia Bennett

(74) *Attorney, Agent, or Firm* — Leydig, Voit & Mayer, Ltd.

(57) **CLAIM**

The ornamental design for a applicator for cosmetics, as shown and described.

DESCRIPTION

FIG. 1 is a front view of a applicator for cosmetics of the present invention.

FIG. 2 is a rear view of the applicator for cosmetics of FIG. 1. FIG. 3 is a top plan view of the applicator for cosmetics of FIG. 1.

FIG. 4 is a bottom view of the applicator for cosmetics of FIG. 1.

FIG. 5 is a right side view of the applicator for cosmetics of FIG. 1.

FIG. 6 is a left side view of the applicator for cosmetics of FIG. 1; and,

FIG. 7 is an enlarged perspective view of the applicator for cosmetics of FIG. 1 showing the claimed part and its surroundings.

The features shown only in dotted lines depict environmental subject matter only and form no part of the claimed design.

1 Claim, 7 Drawing Sheets





Fig. 1



Fig. 2



Fig. 3



Fig. 4




Fig. 5

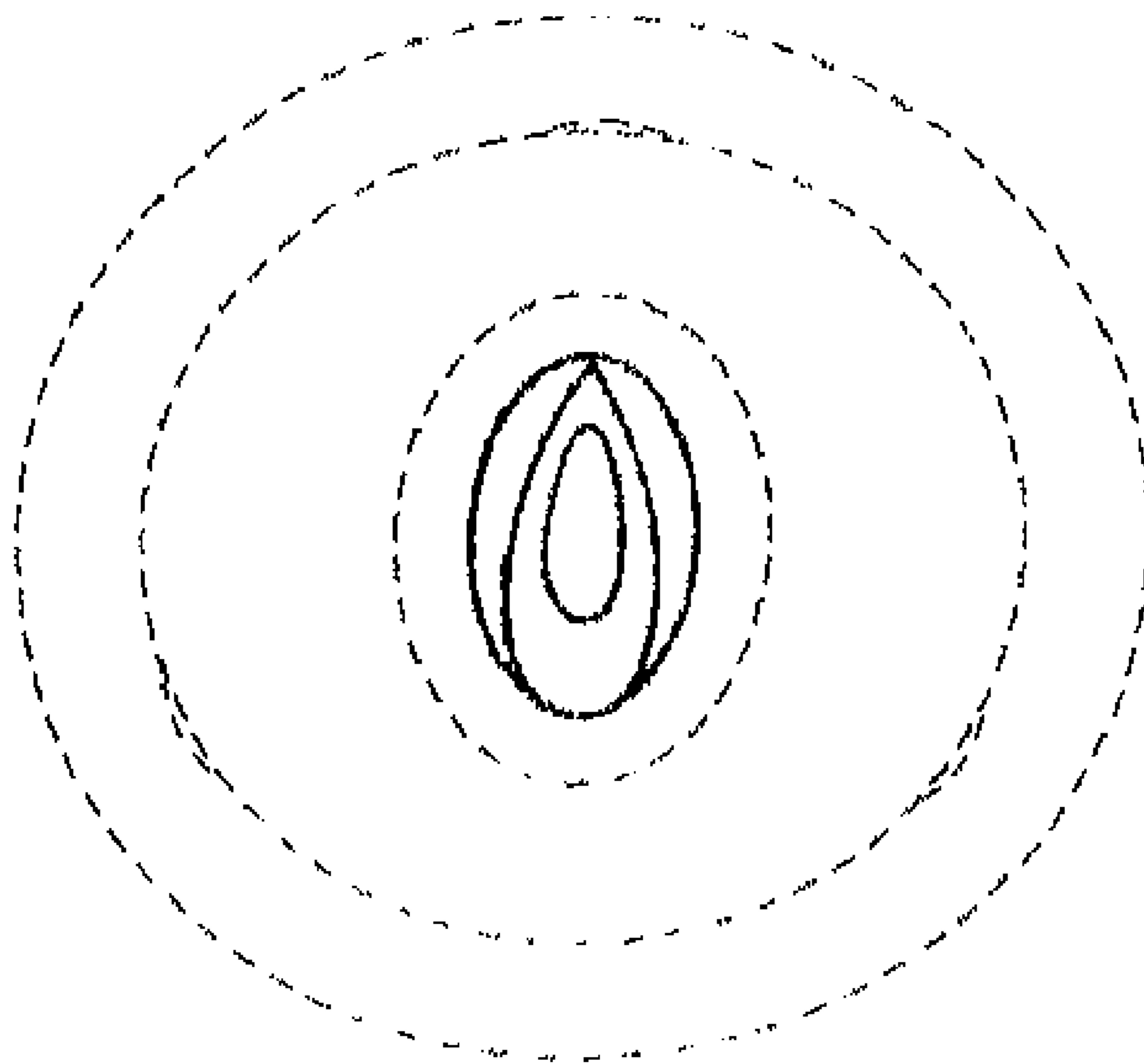


Fig. 6

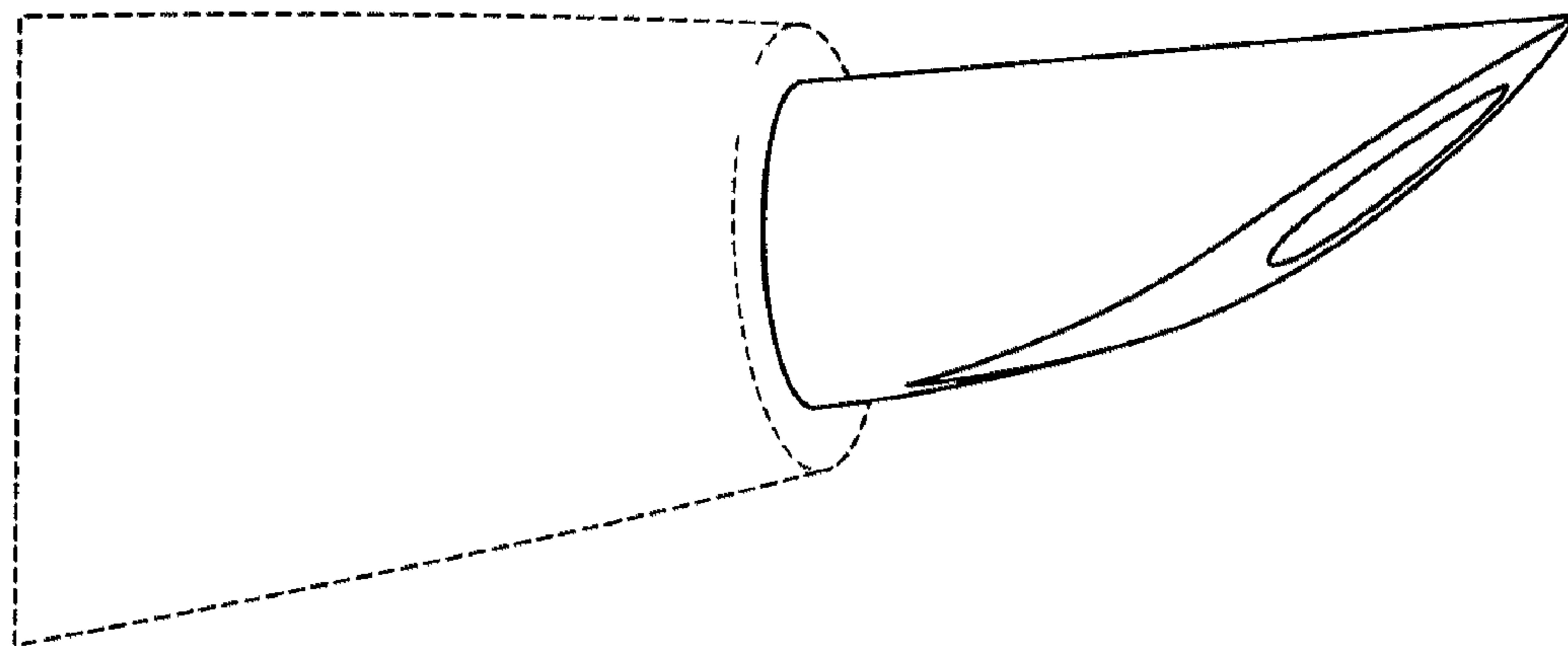


Fig. 7