

US00D653803S

(12) **United States Design Patent**
Timmermans

(10) **Patent No.:** **US D653,803 S**
(45) **Date of Patent:** **** Feb. 7, 2012**

(54) **ELECTRIC CIGARETTE AND CIGAR**

(76) Inventor: **Ludovicus Josephine F. Timmermans,**
Antwerp (BE)

(**) Term: **14 Years**

(21) Appl. No.: **29/396,331**

(22) Filed: **Jun. 29, 2011**

(51) **LOC (9) Cl.** **27-02**

(52) **U.S. Cl.** **D27/163**

(58) **Field of Classification Search** D27/100,
D27/101, 163, 194, 120, 134, 127, 104, 125,
D27/126, 124, 123, 122, 121, 119, 118, 117,
D27/105, 133, 102, 128, 136, 137, 170, 171;
131/180, 185, 270, 194, 198.2, 187, 284,
131/231, 242, 256, 88, 240.1, 360; 128/203.15
See application file for complete search history.

(56) **References Cited**

U.S. PATENT DOCUMENTS

198,341	A *	12/1877	Brisbane	131/179
2,546,237	A *	3/1951	Rehfeld	131/182
2,772,680	A *	12/1956	Rehfeld	131/182
2,778,363	A *	1/1957	Anderson	131/181
3,200,819	A *	8/1965	Gilbert	128/202.21
3,270,751	A *	9/1966	Tucker	131/198.2
3,506,018	A *	4/1970	Petrino	131/194
D223,879	S *	6/1972	Chernack	D27/194
3,674,037	A *	7/1972	Fortune	131/198.2
4,151,849	A *	5/1979	Beck	131/180
4,254,782	A *	3/1981	Ligeti	131/187
4,328,795	A *	5/1982	Cabaniss, III	131/180

4,771,796	A *	9/1988	Myer	131/273
5,893,371	A *	4/1999	Rose et al.	131/270
6,216,705	B1 *	4/2001	Ossepian	131/273
7,231,923	B2 *	6/2007	Adiga et al.	131/194
D590,989	S *	4/2009	Hon	D27/101
D590,991	S *	4/2009	Hon	D27/101
D614,346	S *	4/2010	Lik	D27/101
D624,238	S *	9/2010	Turner	D27/101
D642,330	S *	7/2011	Turner	D27/101
D644,375	S *	8/2011	Zhou	D27/101
7,997,280	B2 *	8/2011	Rosenthal	131/191
2005/0016550	A1 *	1/2005	Katase	131/194
2006/0254604	A1 *	11/2006	Martinez Fernandez	131/273
2009/0188490	A1 *	7/2009	Han	128/200.14

* cited by examiner

Primary Examiner — Kevin Rudzinski

(74) *Attorney, Agent, or Firm* — Collen IP; Donald J. Ranft

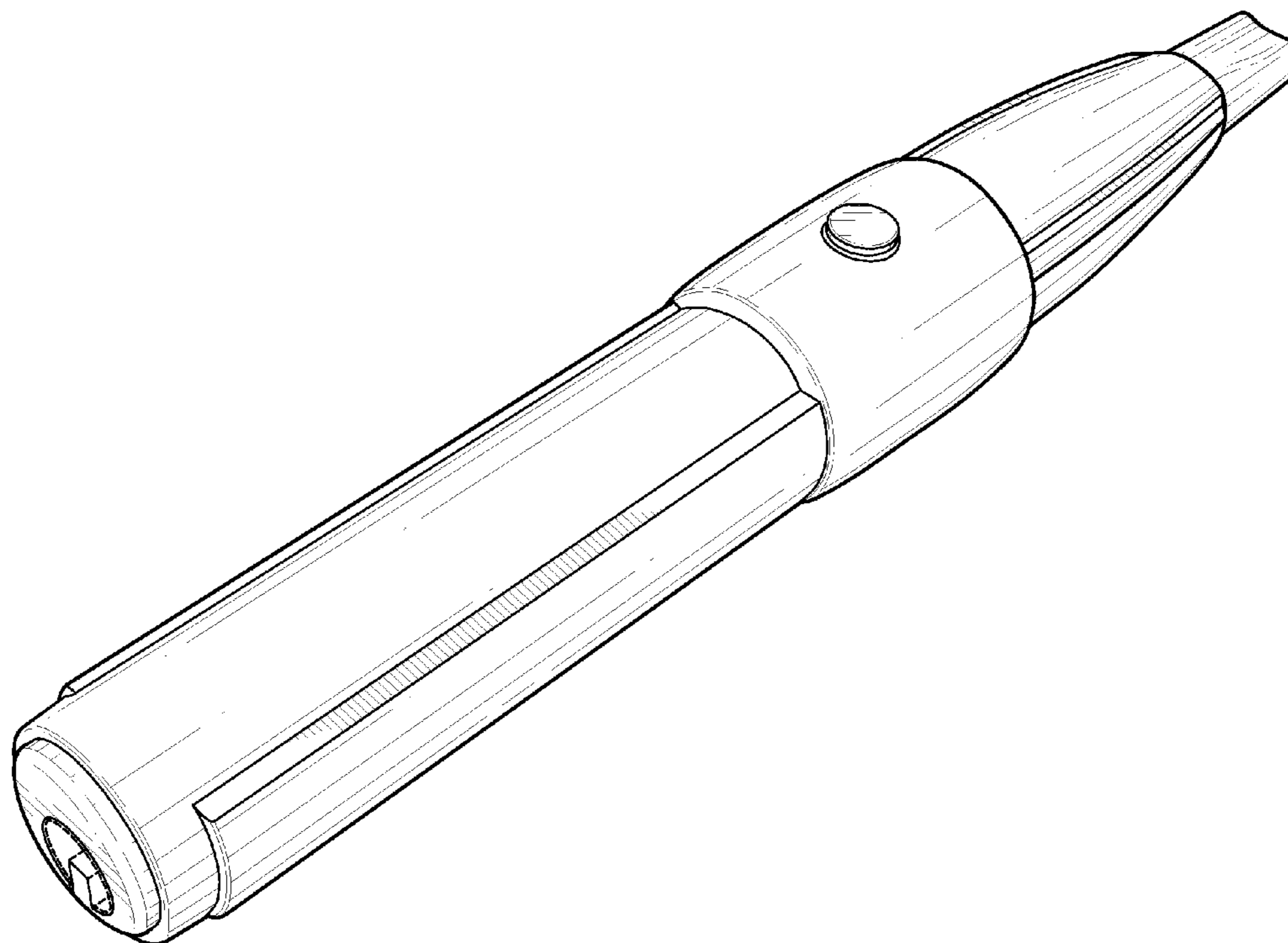
(57) **CLAIM**

The ornamental design for an electric cigarette and cigar, as shown.

DESCRIPTION

FIG. 1 is a perspective view of an electric cigarette and cigar showing our new design;
FIG. 2 is a front view thereof;
FIG. 3 is a rear view thereof;
FIG. 4 is a side view thereof; and,
FIG. 5 is a top view thereof.
The broken lines shown in the drawings illustrating unclaimed portions of the design form no part of the claimed design.

1 Claim, 3 Drawing Sheets



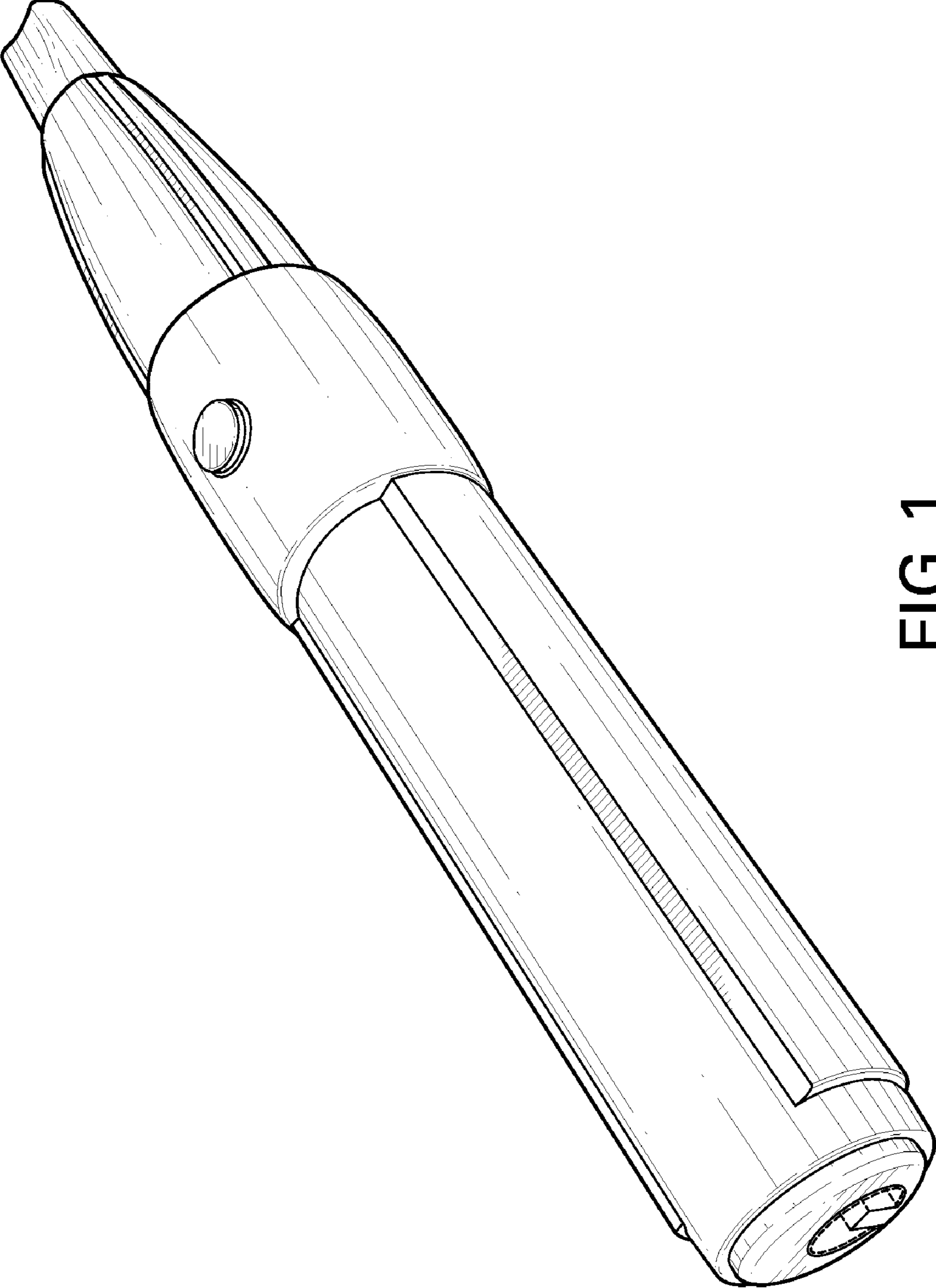


FIG. 1

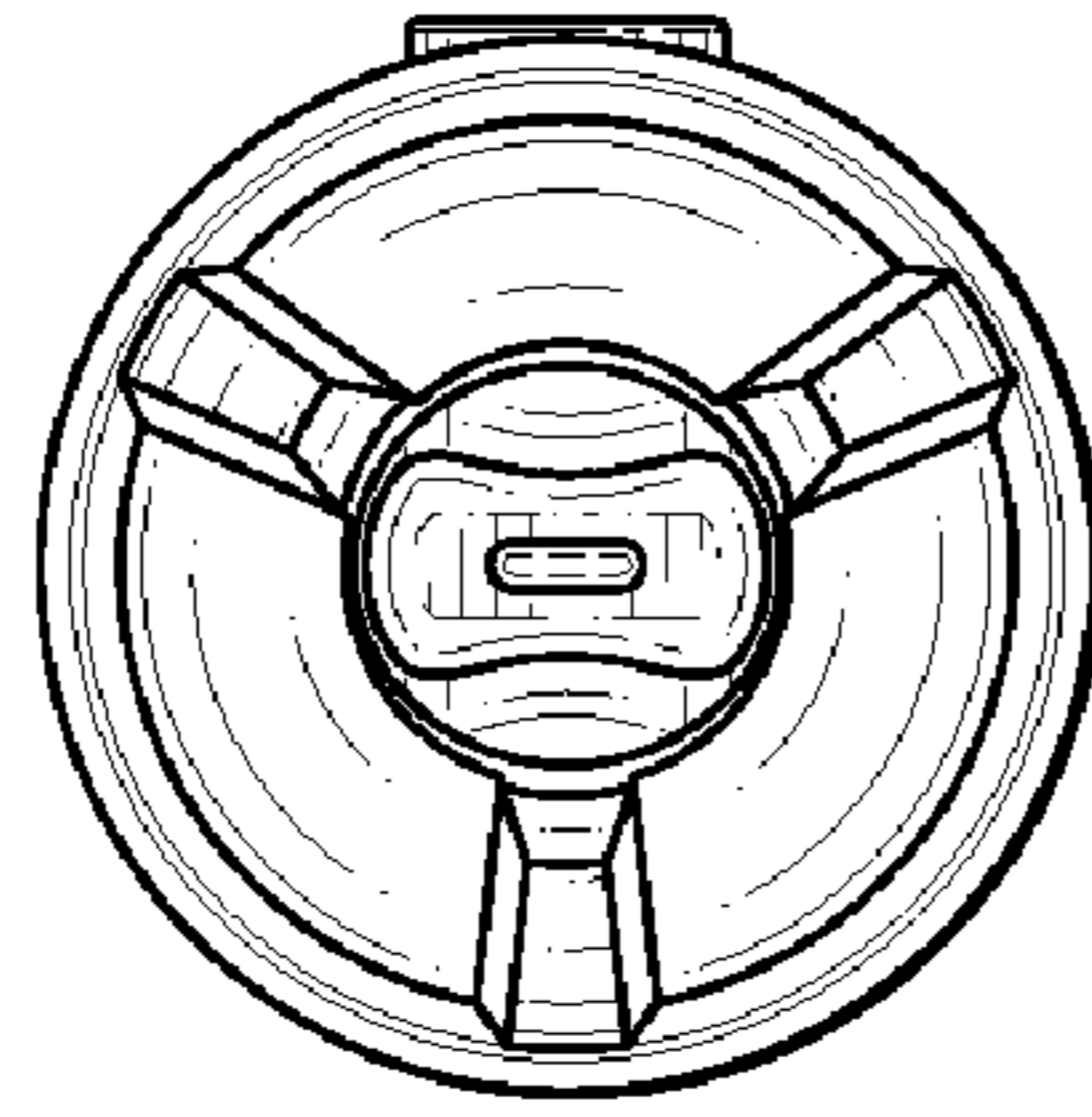


FIG. 2

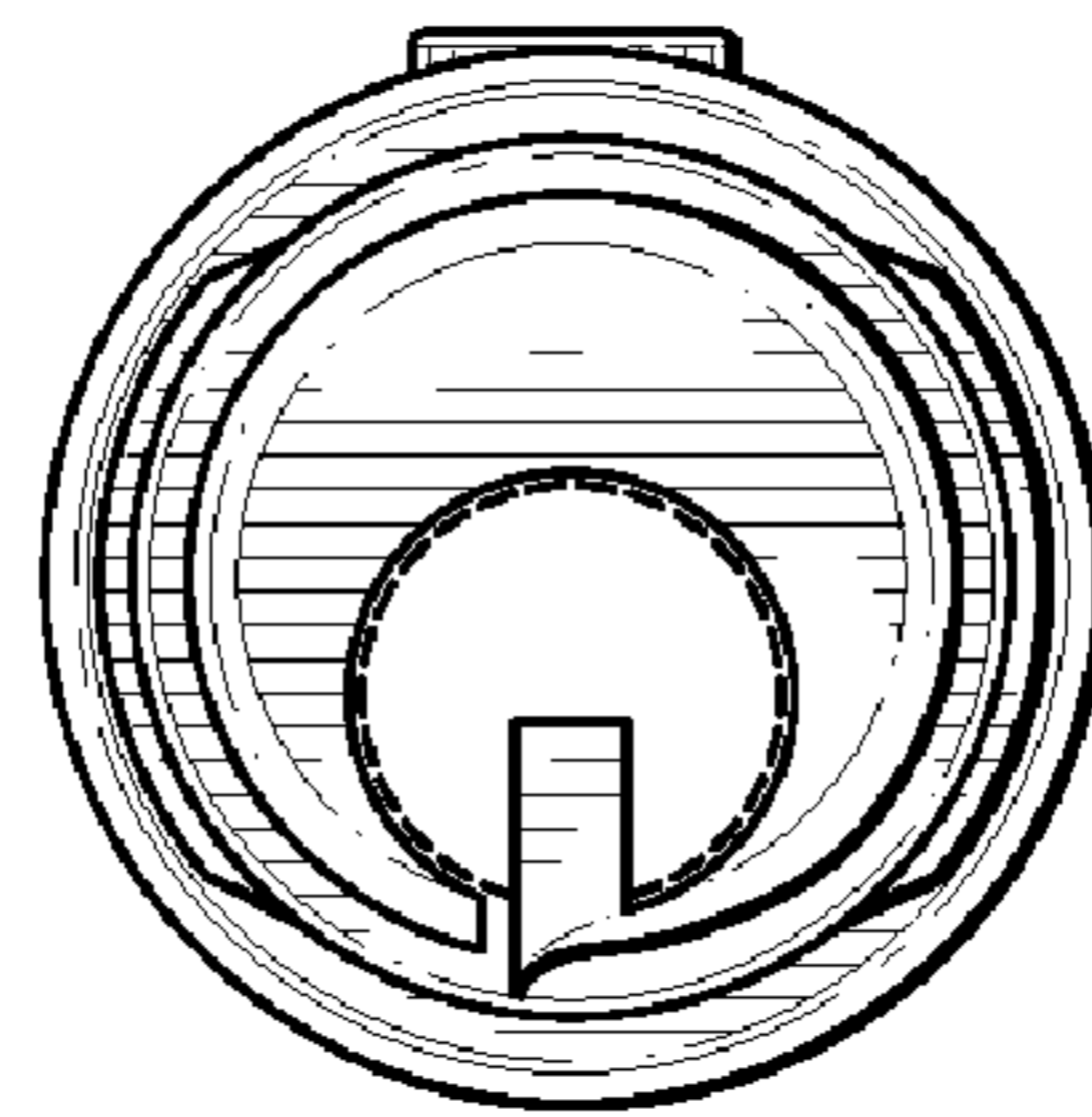


FIG. 3

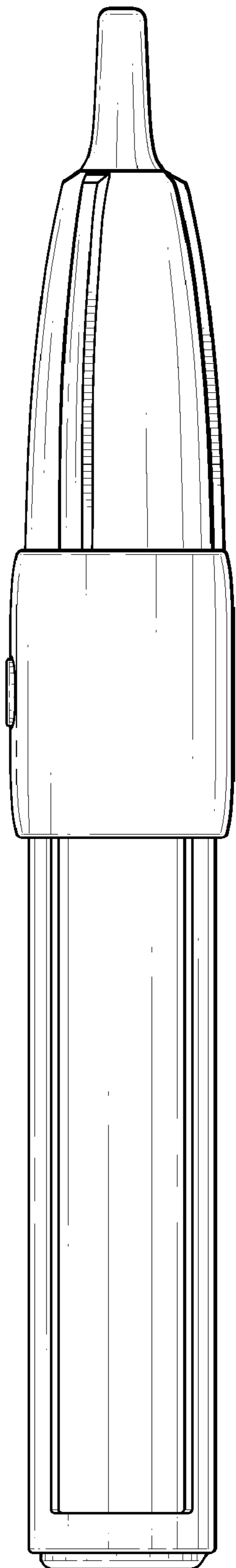


FIG. 4

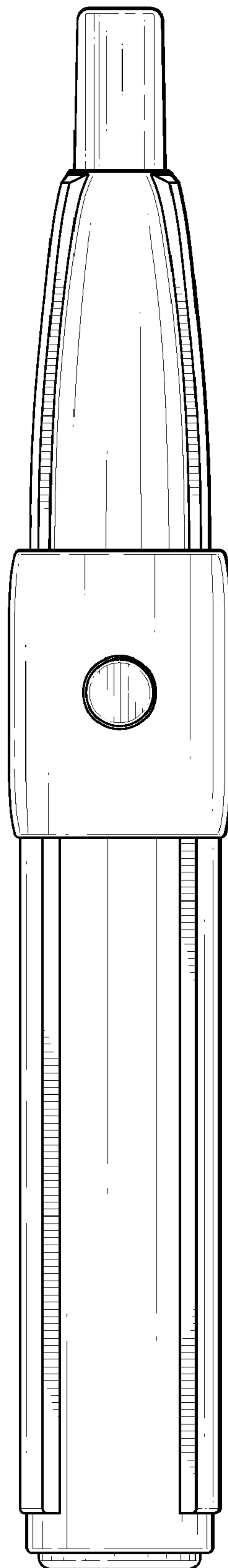


FIG. 5