



US00D653794S

(12) **United States Design Patent**  
**Friedman**

(10) **Patent No.:** **US D653,794 S**

(45) **Date of Patent:** **\*\* Feb. 7, 2012**

(54) **LIGHTING FIXTURE**

(75) **Inventor:** **Frank A. Friedman**, Mill Valley, CA  
(US)

(73) **Assignee:** **ABL IP Holding, LLC**, Conyers, GA  
(US)

(\*\*) **Term:** **14 Years**

(21) **Appl. No.:** **29/393,061**

(22) **Filed:** **May 28, 2011**

**Related U.S. Application Data**

(63) Continuation of application No. 29/375,377, filed on  
Sep. 21, 2010, now Pat. No. Des. 638,981.

(51) **LOC (9) Cl.** ..... **26-03**

(52) **U.S. Cl.** ..... **D26/88; D26/130**

(58) **Field of Classification Search** ..... D26/85,  
D26/88, 128, 130; 362/147, 404-408, 431,  
362/432

See application file for complete search history.

(56) **References Cited**

**U.S. PATENT DOCUMENTS**

D80,827 S \* 4/1930 Beyer ..... D26/130  
D110,177 S \* 6/1938 Donchian ..... D26/130  
D176,921 S \* 2/1956 Koepke ..... D26/130

D205,004 S \* 6/1966 Puszka ..... D26/122  
D213,501 S \* 3/1969 Moranduzzo ..... D26/130  
4,428,030 A \* 1/1984 Baliozian ..... 362/18  
D313,861 S \* 1/1991 Michael ..... D26/26  
D384,182 S \* 9/1997 Gresack et al. .... D26/130  
D405,908 S \* 2/1999 Herst et al. .... D26/76  
D523,986 S \* 6/2006 Waycaster et al. .... D26/76  
D563,589 S \* 3/2008 Hariri et al. .... D26/88  
D581,090 S \* 11/2008 Colleran et al. .... D26/122  
D633,639 S \* 3/2011 Vincent ..... D26/85

\* cited by examiner

*Primary Examiner* — Clare E Heflin

(74) *Attorney, Agent, or Firm* — Beeson Skinner Beverly,  
LLP

(57) **CLAIM**

The ornamental design for a lighting fixture, as shown and  
described.

**DESCRIPTION**

FIG. 1 is a bottom plan view of a lighting fixture showing my  
new design;

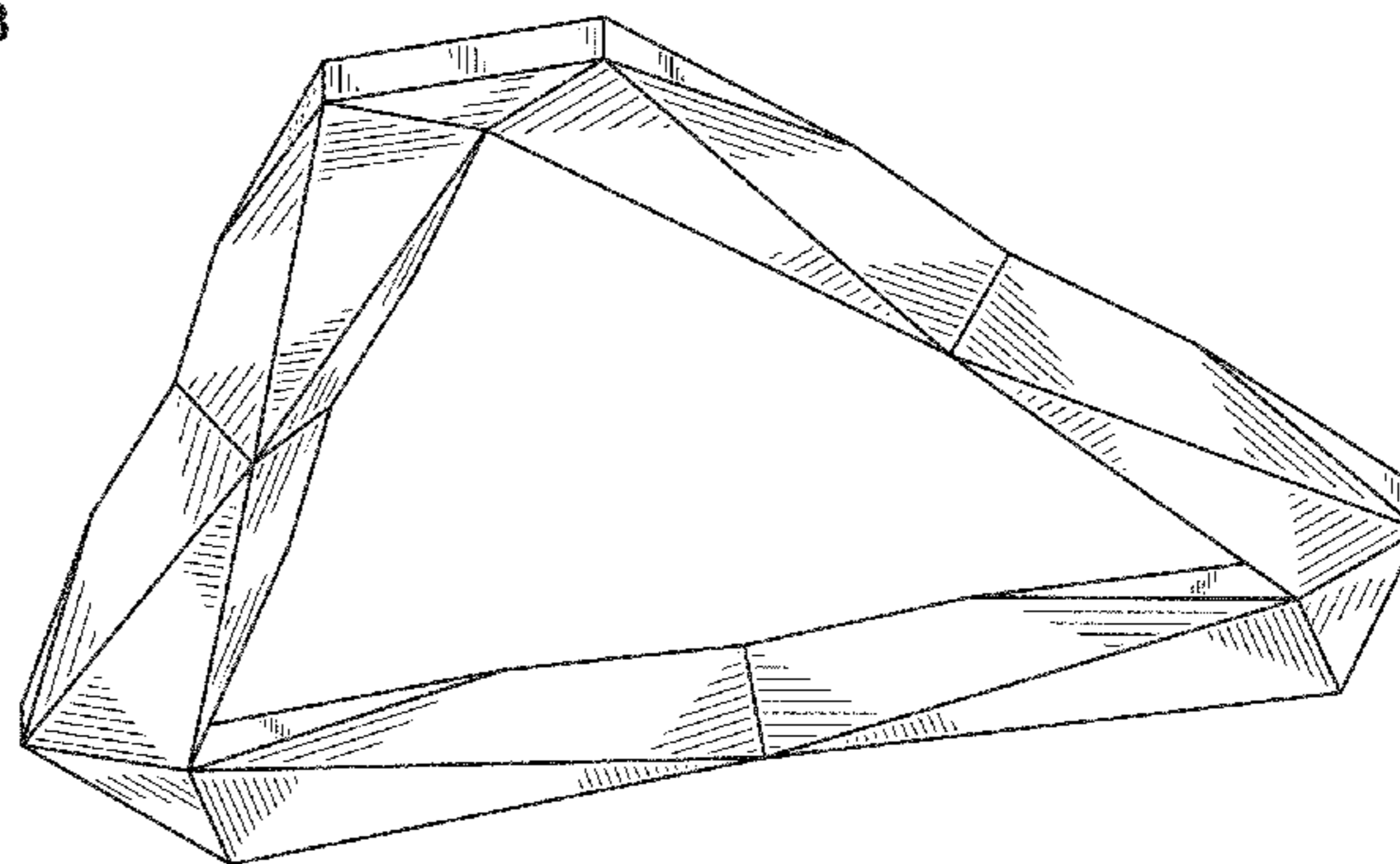
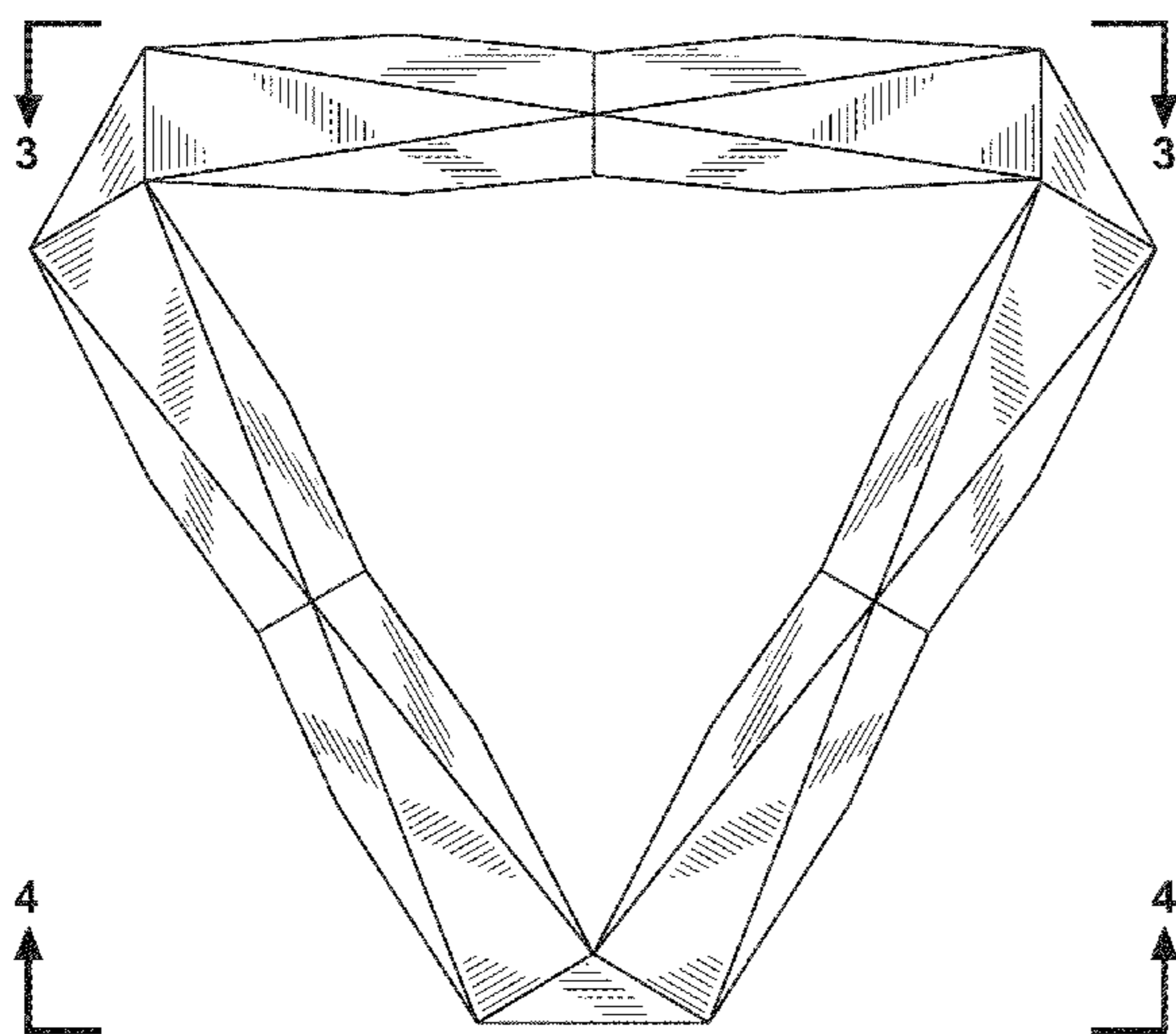
FIG. 2 is a bottom perspective view thereof;

FIG. 3 is a side elevational view thereof as seen from the  
direction of lines 3-3 in FIG. 1, the similarly rotated sides  
being identical thereto; and,

FIG. 4 is a side elevational view thereof as seen from the  
direction of lines 4-4 in FIG. 1, the similarly rotated sides  
being identical thereto.

The top of the lighting fixture is not part of the claimed design  
and therefore is not shown.

**1 Claim, 1 Drawing Sheet**



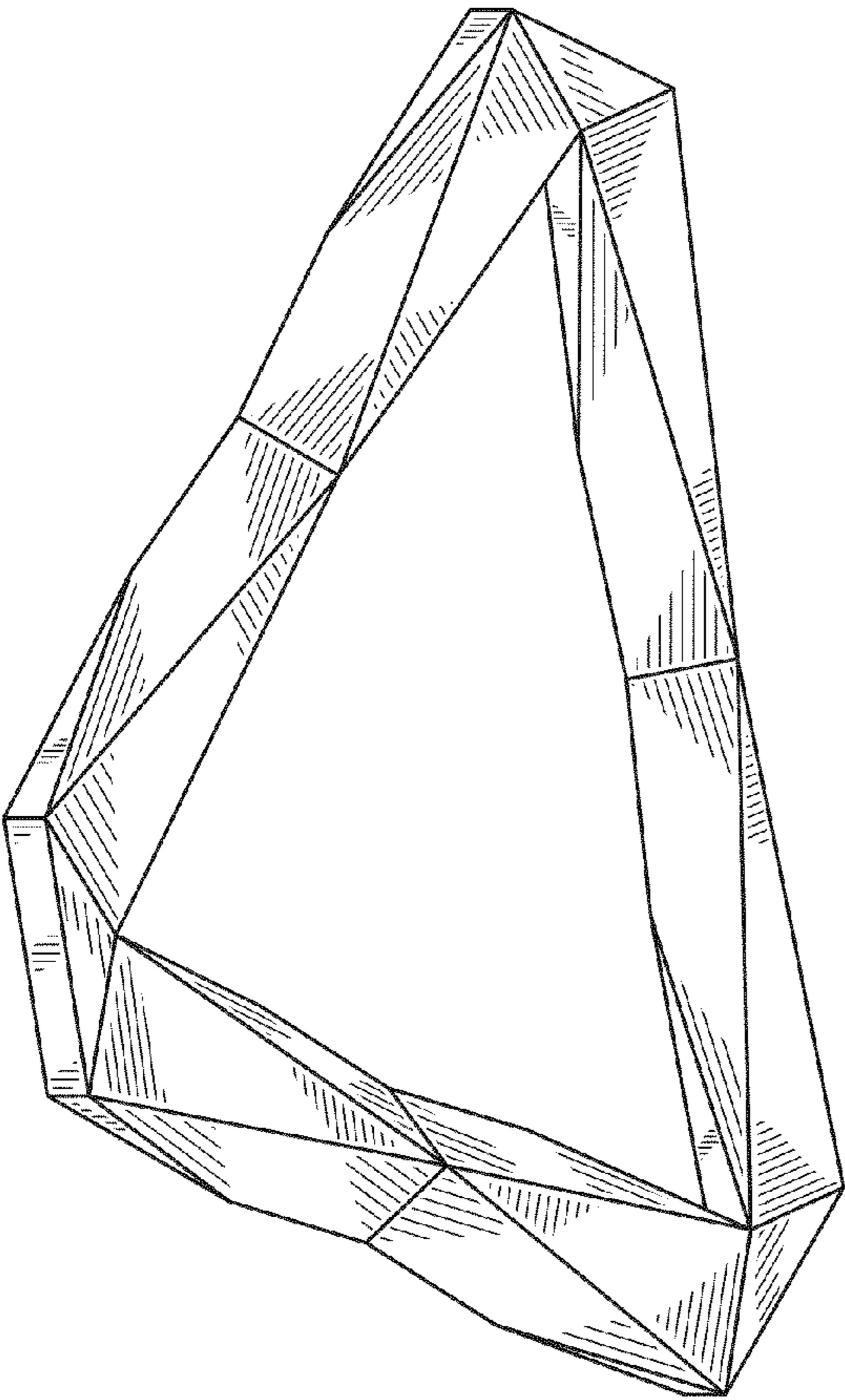


FIG. 2

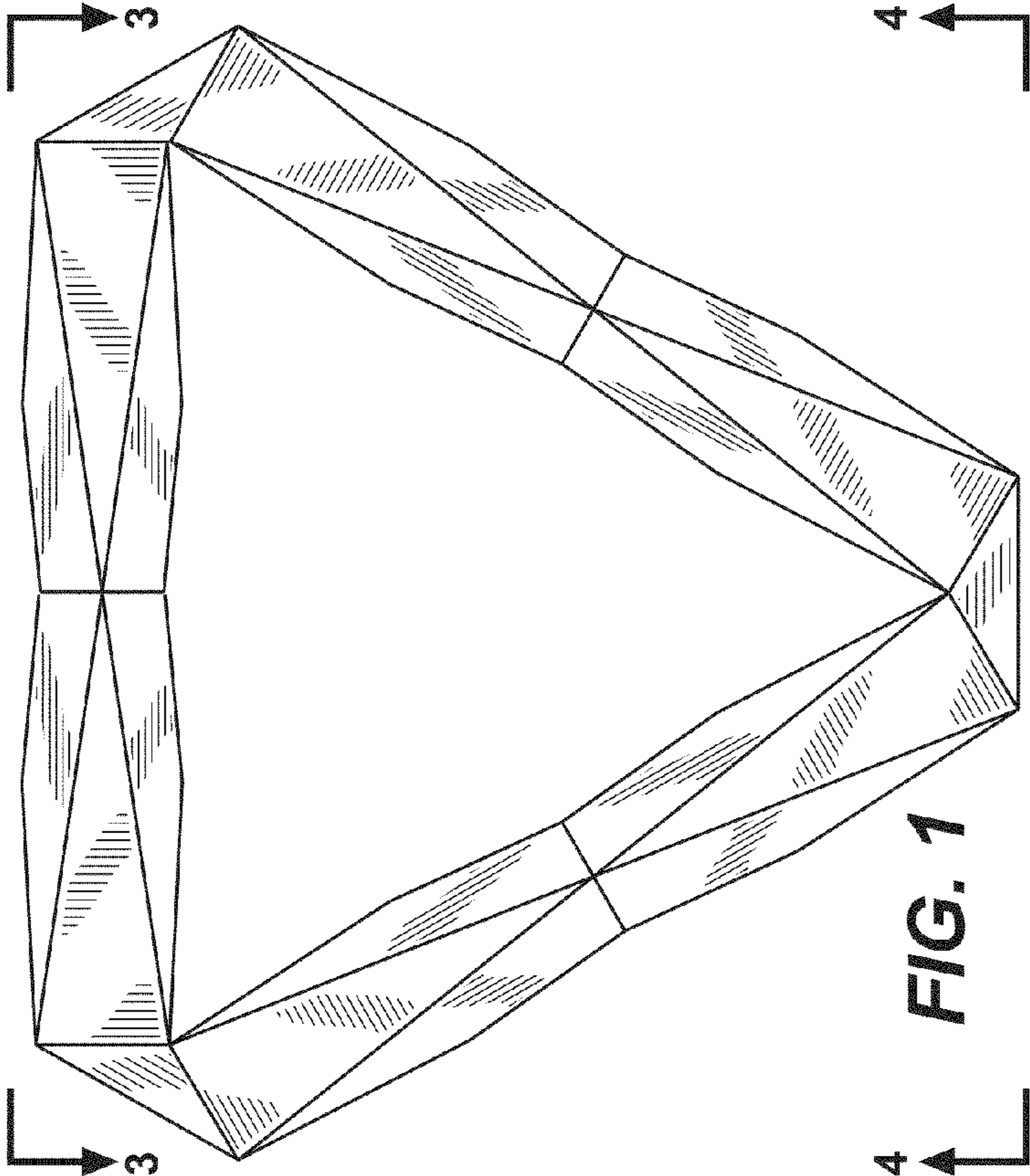


FIG. 1



FIG. 3



FIG. 4