



US00D653793S

(12) **United States Design Patent**
Marquardt et al.

(10) **Patent No.:** **US D653,793 S**

(45) **Date of Patent:** **** Feb. 7, 2012**

(54) **LUMINAIRE**

(75) Inventors: **Craig Eugene Marquardt**, Covington,
GA (US); **John T. Hickok**, Social Circle,
GA (US)

(73) Assignee: **ABL IP Holding LLC**, Conyers, GA
(US)

(**) Term: **14 Years**

(21) Appl. No.: **29/385,503**

(22) Filed: **Feb. 15, 2011**

(51) **LOC (9) Cl.** **26-03**

(52) **U.S. Cl.** **D26/85; D26/80**

(58) **Field of Classification Search** D26/76,
D26/80, 85-92, 128, 130; 362/147, 404-408,
362/431, 432

See application file for complete search history.

(56) **References Cited**

U.S. PATENT DOCUMENTS

D158,803 S *	5/1950	Russell	D26/76
D189,256 S *	11/1960	Rothman	D26/76
D431,876 S *	10/2000	Lewis	D26/76
D452,030 S *	12/2001	Collver	D26/76
D470,262 S *	2/2003	Yiu	D26/76
D492,809 S *	7/2004	Weitgasser	D26/76
D567,425 S *	4/2008	Yates	D26/76
D581,079 S *	11/2008	Mier-Langner	D26/72

D584,444 S *	1/2009	Lipson	D26/85
D604,885 S *	11/2009	Ford et al.	D26/78
D607,598 S *	1/2010	Xiao et al.	D26/80
D607,599 S *	1/2010	Zhou et al.	D26/80
D633,640 S *	3/2011	Wauters	D26/85

* cited by examiner

Primary Examiner — Clare E Heflin

(74) *Attorney, Agent, or Firm* — Kilpatrick Townsend &
Stockton LLP

(57) **CLAIM**

The ornamental design for a luminaire, as shown and
described.

DESCRIPTION

FIG. 1 is a bottom perspective view of a luminaire showing
the new design.

FIG. 2 is a left side elevation view of the luminaire of FIG. 1.

FIG. 3 is a right side elevation view of the luminaire of FIG.
1.

FIG. 4 is a top perspective view of the luminaire of FIG. 1.

FIG. 5 is a front elevation view of the luminaire of FIG. 1.

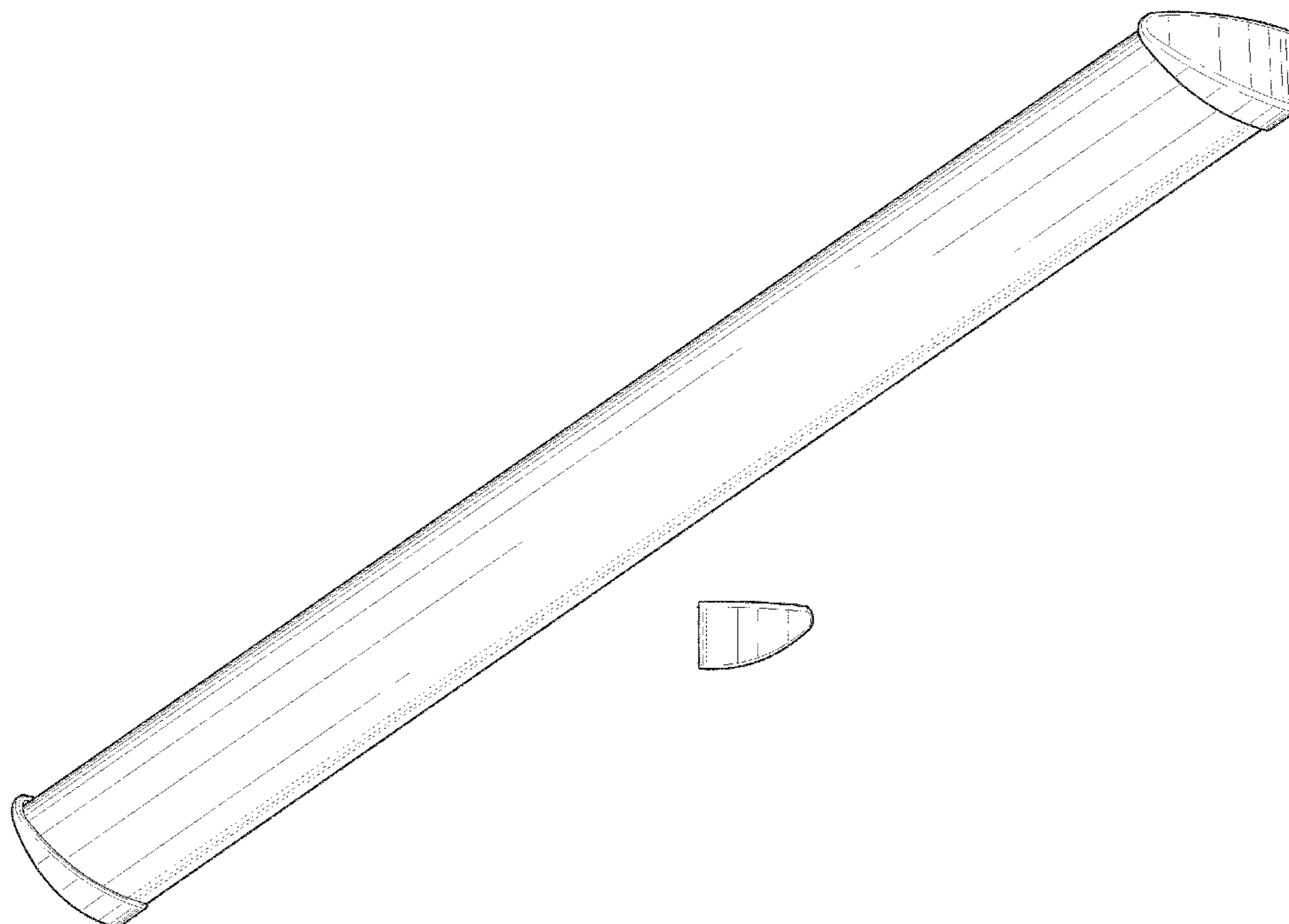
FIG. 6 is a back elevation view of the luminaire of FIG. 1.

FIG. 7 is a top plan view of the luminaire of FIG. 1; and,

FIG. 8 is a bottom plan view of the luminaire of FIG. 1.

Portions or features of the luminaire not shown in the draw-
ings form no part of the claimed design. The broken lines in
the drawings form no part of the claimed design.

1 Claim, 3 Drawing Sheets



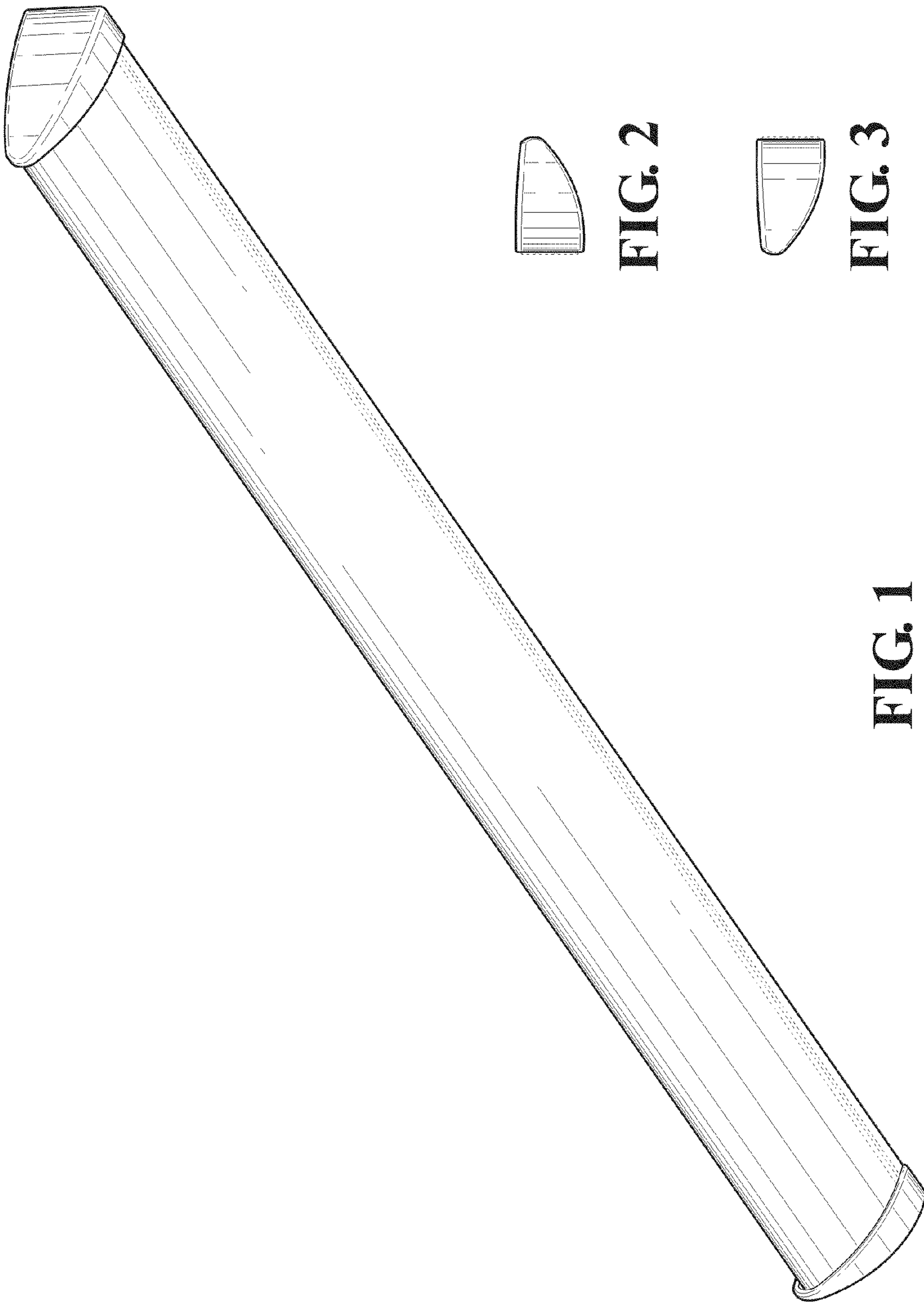


FIG. 2

FIG. 3

FIG. 1

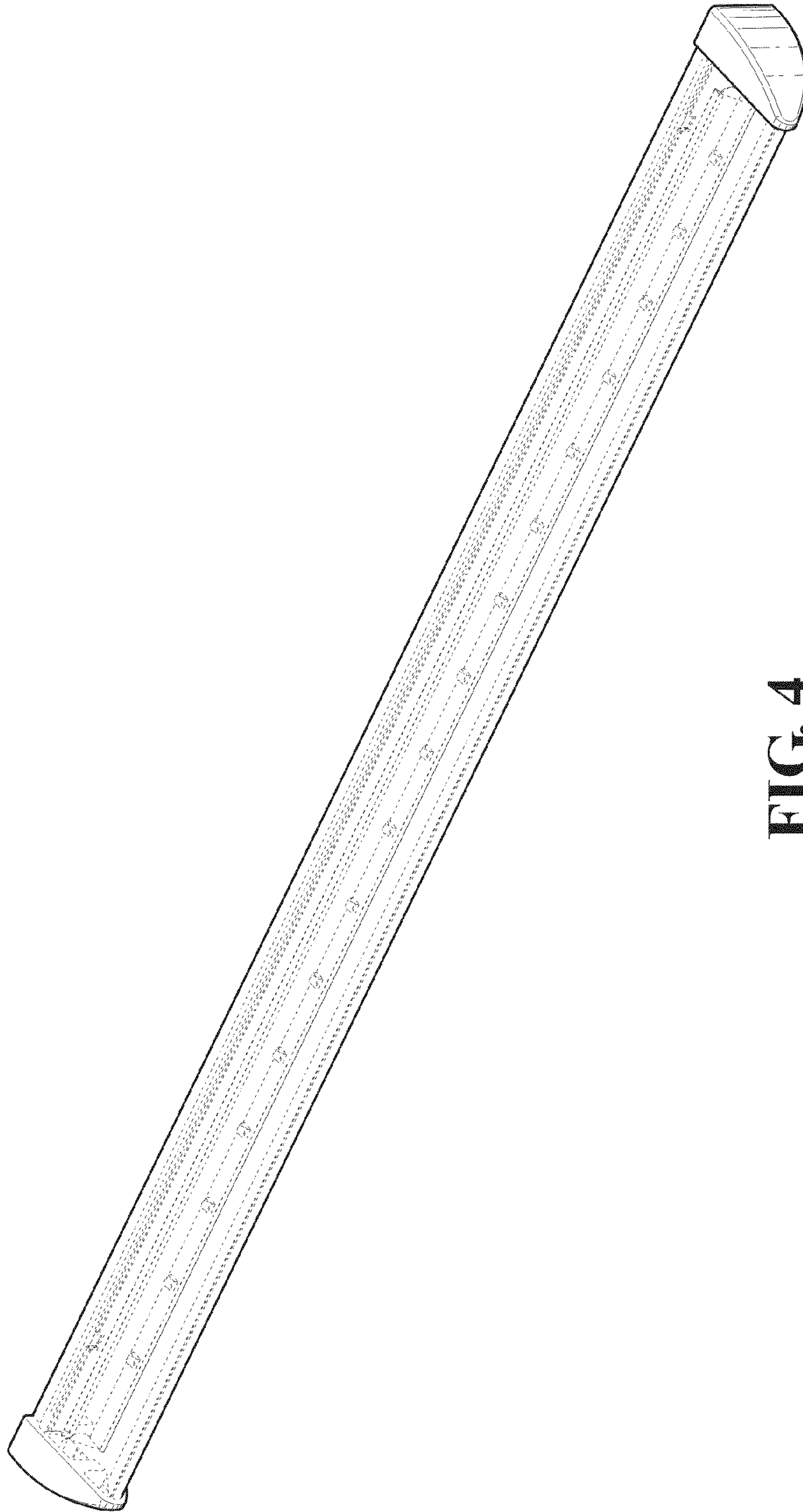


FIG. 4

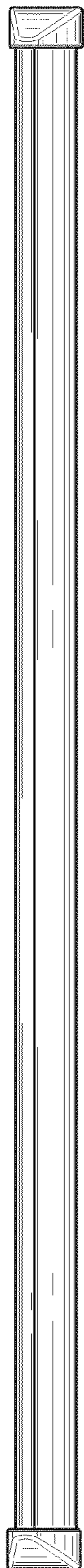


FIG. 5

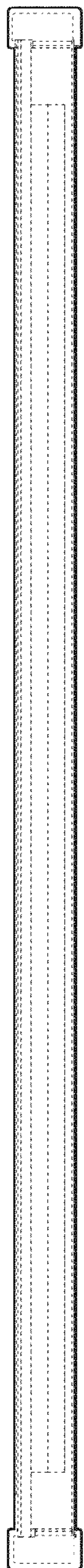


FIG. 6

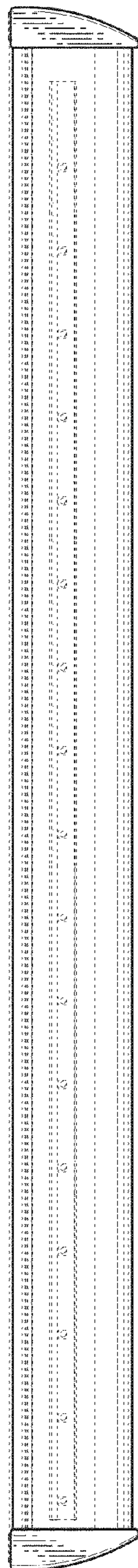


FIG. 7

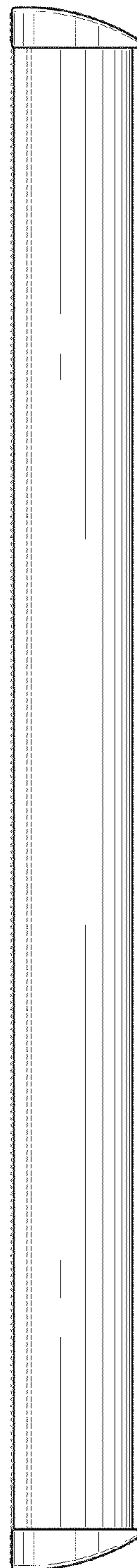


FIG. 8