



US00D653792S

(12) **United States Design Patent**  
**Spiro**

(10) **Patent No.:** **US D653,792 S**

(45) **Date of Patent:** **\*\* Feb. 7, 2012**

(54) **SURFACE MOUNTED LIGHT FIXTURE**

(76) **Inventor:** **Daniel S. Spiro**, Paradise Valley, AZ  
(US)

(\*\*) **Term:** **14 Years**

(21) **Appl. No.:** **29/390,547**

(22) **Filed:** **Apr. 26, 2011**

(51) **LOC (9) Cl.** ..... **26-03**

(52) **U.S. Cl.** ..... **D26/83**

(58) **Field of Classification Search** ..... D26/72,  
D26/75, 76, 79, 80, 83, 85, 86, 88, 89, 91,  
D26/120, 134-136; 362/147, 294, 351, 356,  
362/453-457, 404-408, 432, 249.02

See application file for complete search history.

(56) **References Cited**

**U.S. PATENT DOCUMENTS**

D190,827 S *	7/1961	Phillips	.....	D26/89
D192,608 S *	4/1962	Cooke	.....	D26/76
D208,461 S *	9/1967	Morgan	.....	D25/158
D209,721 S *	12/1967	Stanley	.....	D26/122
D214,939 S *	8/1969	Arrigoni	.....	D26/120
D215,341 S *	9/1969	Mulvey	.....	D26/122
D221,351 S *	8/1971	Remington	.....	D26/86
D232,376 S *	8/1974	Yahraus et al.	.....	D26/24
D300,877 S *	4/1989	Cyr	.....	D26/134
D362,081 S *	9/1995	Bilbrey	.....	D26/120

D411,031 S *	6/1999	Conn et al.	.....	D26/118
D473,667 S *	4/2003	Fromm	.....	D26/56
6,952,079 B2 *	10/2005	Shiang et al.	.....	362/364
D514,732 S *	2/2006	Benensohn	.....	D26/89
D581,090 S *	11/2008	Colleran et al.	.....	D26/122
D623,795 S *	9/2010	Ngai et al.	.....	D26/88
D634,056 S *	3/2011	Hokazono et al.	.....	D26/89
D645,196 S *	9/2011	Hickok	.....	D26/88

\* cited by examiner

*Primary Examiner* — Clare E Heflin

(74) *Attorney, Agent, or Firm* — Meschkow & Gresham, P.L.C.

(57) **CLAIM**

The ornamental design for a surface mounted light fixture, as shown and described.

**DESCRIPTION**

FIG. 1 is a top perspective view of a surface mounted light fixture, showing my new design therefor;

FIG. 2 is a bottom perspective view of a surface mounted light fixture therefor;

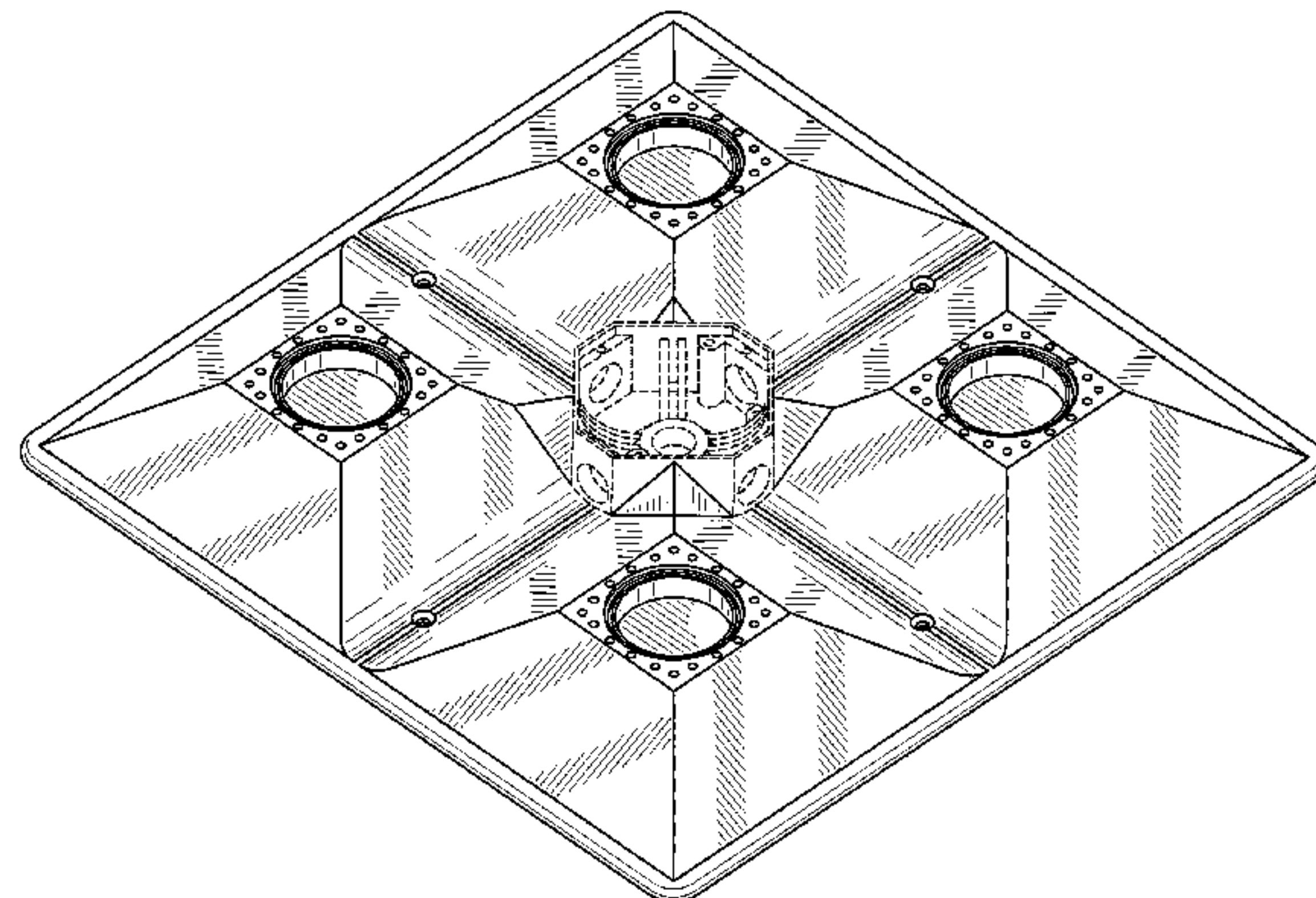

FIG. 3 is a top view therefor;

FIG. 4 is a bottom view therefor; and,

FIG. 5 is a side view therefor, showing one side, the three other sides being the same image thereof.

The broken lines shown on the drawings depict portions of the light fixture that form no part of the claimed design.

**1 Claim, 5 Drawing Sheets**








FIG. 1



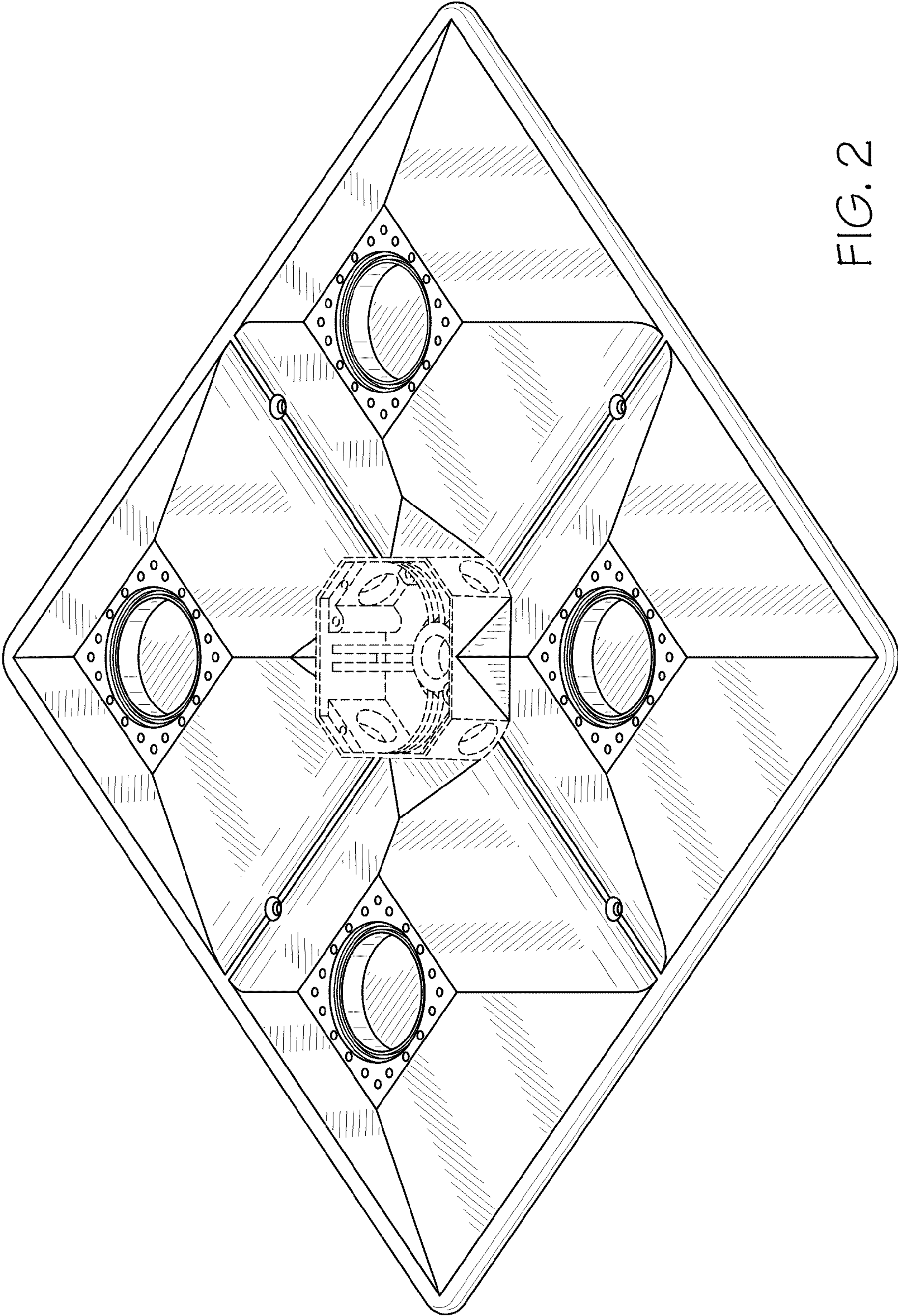


FIG. 2

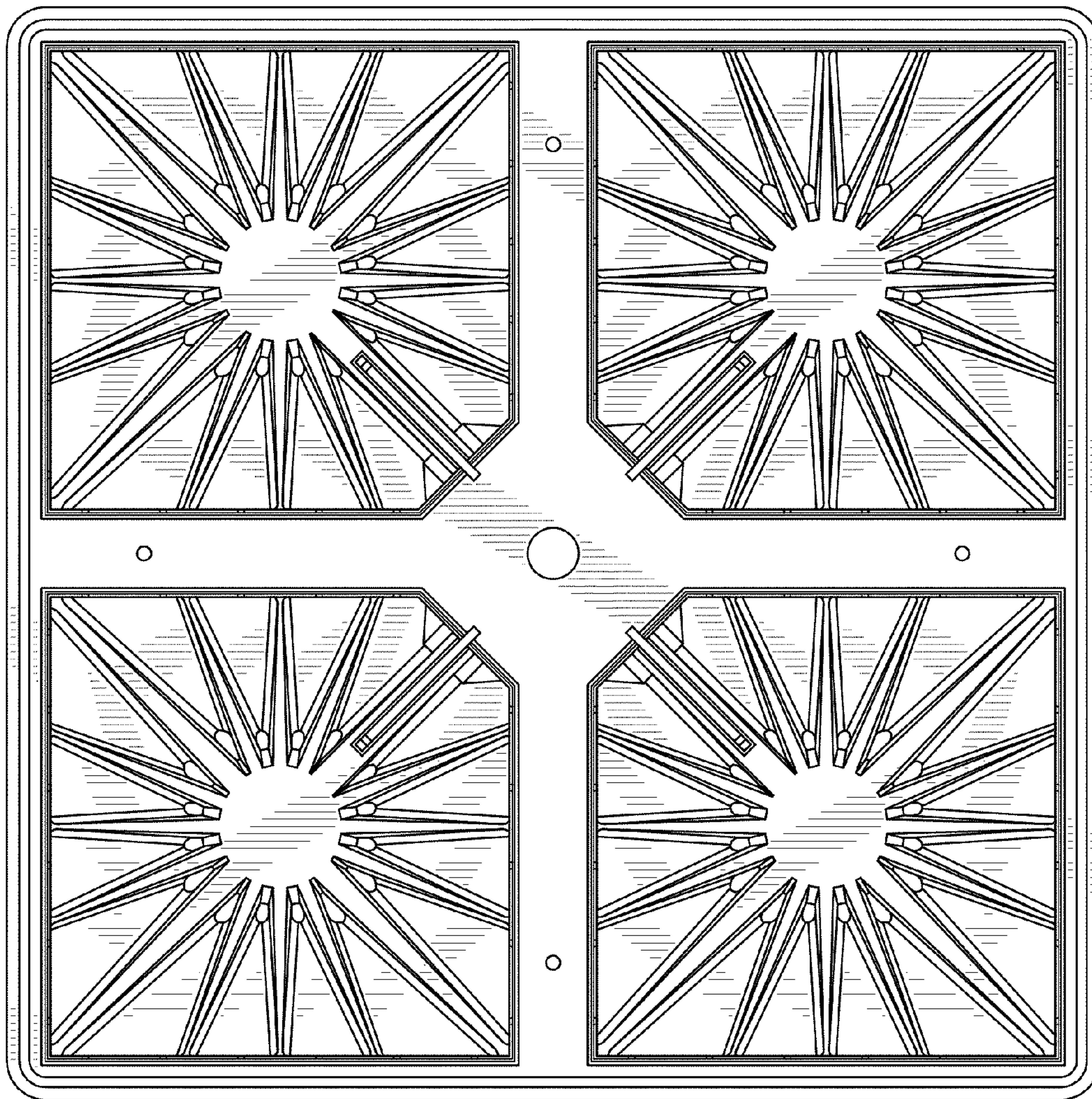


FIG. 3






FIG. 4

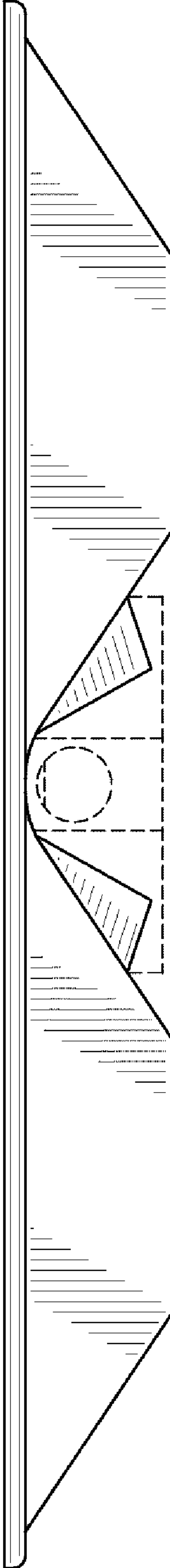


FIG. 5