



US00D653791S

(12) **United States Design Patent**  
**Toyohisa et al.**

(10) **Patent No.:** **US D653,791 S**  
(45) **Date of Patent:** **\*\* Feb. 7, 2012**

(54) **LIGHTING APPARATUS**

(75) Inventors: **Shozo Toyohisa**, Kawasaki (JP); **Chie Kanazawa**, Higashiomi (JP); **Tsuneyuki Hirabayashi**, Higashiomi (JP); **Shingo Matsuura**, Higashiomi (JP)

(73) Assignee: **Kyocera Corporation**, Kanagawa (JP)

(\*\*) Term: **14 Years**

(21) Appl. No.: **29/388,087**

(22) Filed: **Mar. 23, 2011**

(51) **LOC (9) Cl.** ..... **26-03**

(52) **U.S. Cl.** ..... **D26/80**

(58) **Field of Classification Search** ..... D26/75,  
D26/76, 80, 85-92, 128, 130; 362/133, 147,  
362/240, 404-408, 431, 432

See application file for complete search history.

(56) **References Cited**

U.S. PATENT DOCUMENTS

D105,885 S *	8/1937	McDonald	.....	D26/76
D188,467 S *	7/1960	Dunckel	.....	D26/76
D359,374 S *	6/1995	Weinstock	.....	D26/80
D374,737 S *	10/1996	Can	.....	D26/80
D414,287 S *	9/1999	Sapper	.....	D26/76
D463,059 S *	9/2002	Verfuether	.....	D26/78
D472,007 S *	3/2003	Weitgasser	.....	D26/76
D473,672 S *	4/2003	Lay et al.	.....	D26/80

D547,481 S *	7/2007	Tseng	.....	D26/76
D604,885 S *	11/2009	Ford et al.	.....	D26/78
7,648,251 B2 *	1/2010	Whitehouse et al.	.....	362/133
D617,488 S *	6/2010	Cho	.....	D26/76
D633,642 S *	3/2011	Wauters	.....	D26/85

\* cited by examiner

*Primary Examiner* — Clare E Heflin

(74) *Attorney, Agent, or Firm* — Birch, Stewart, Kolasch & Birch, LLP

(57) **CLAIM**

The ornamental design for a lighting apparatus, as shown and described.

**DESCRIPTION**

FIG. 1 is a front view of a lighting apparatus showing our new design;

FIG. 2 is a top view thereof;

FIG. 3 is a bottom view thereof;

FIG. 4 is a right side view thereof;

FIG. 5 is a perspective view thereof; and,

FIG. 6 is a cross-sectional view thereof taken along the line 6-6 in FIG. 2.

The broken lines on the drawings represent environment only and form no part of the claimed design.

A rear view is omitted because it is the same as the front view.

A left side view is omitted because it is the same as the right side view

**1 Claim, 4 Drawing Sheets**

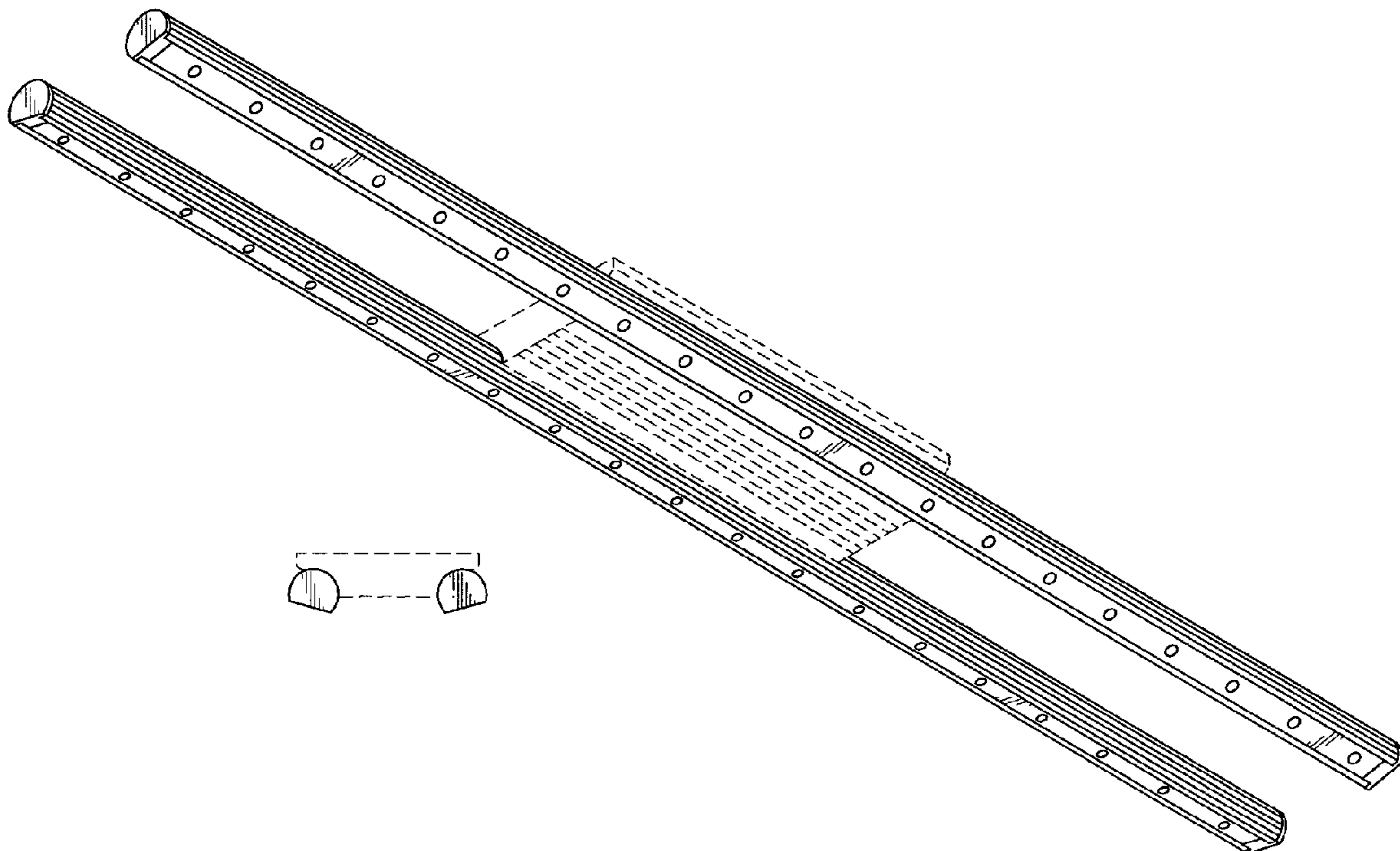




FIG. 1

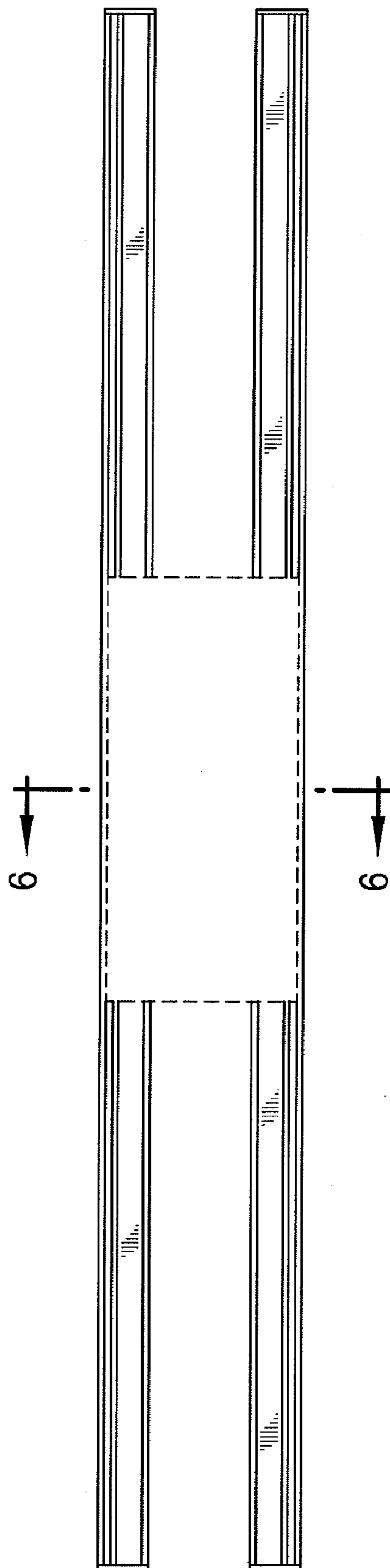


FIG. 2

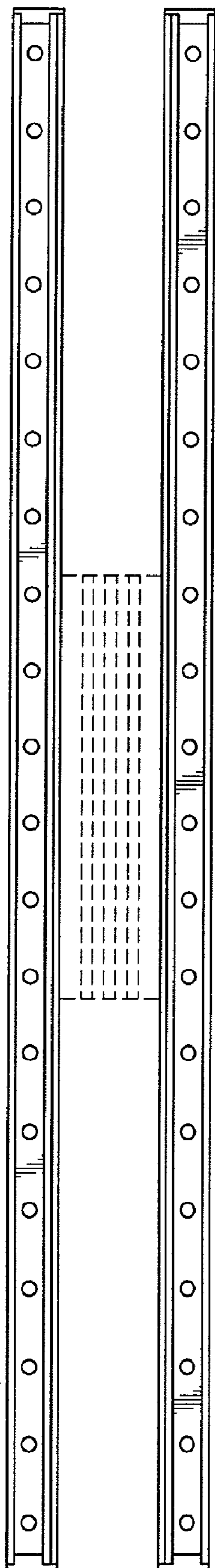


FIG. 3



FIG. 4

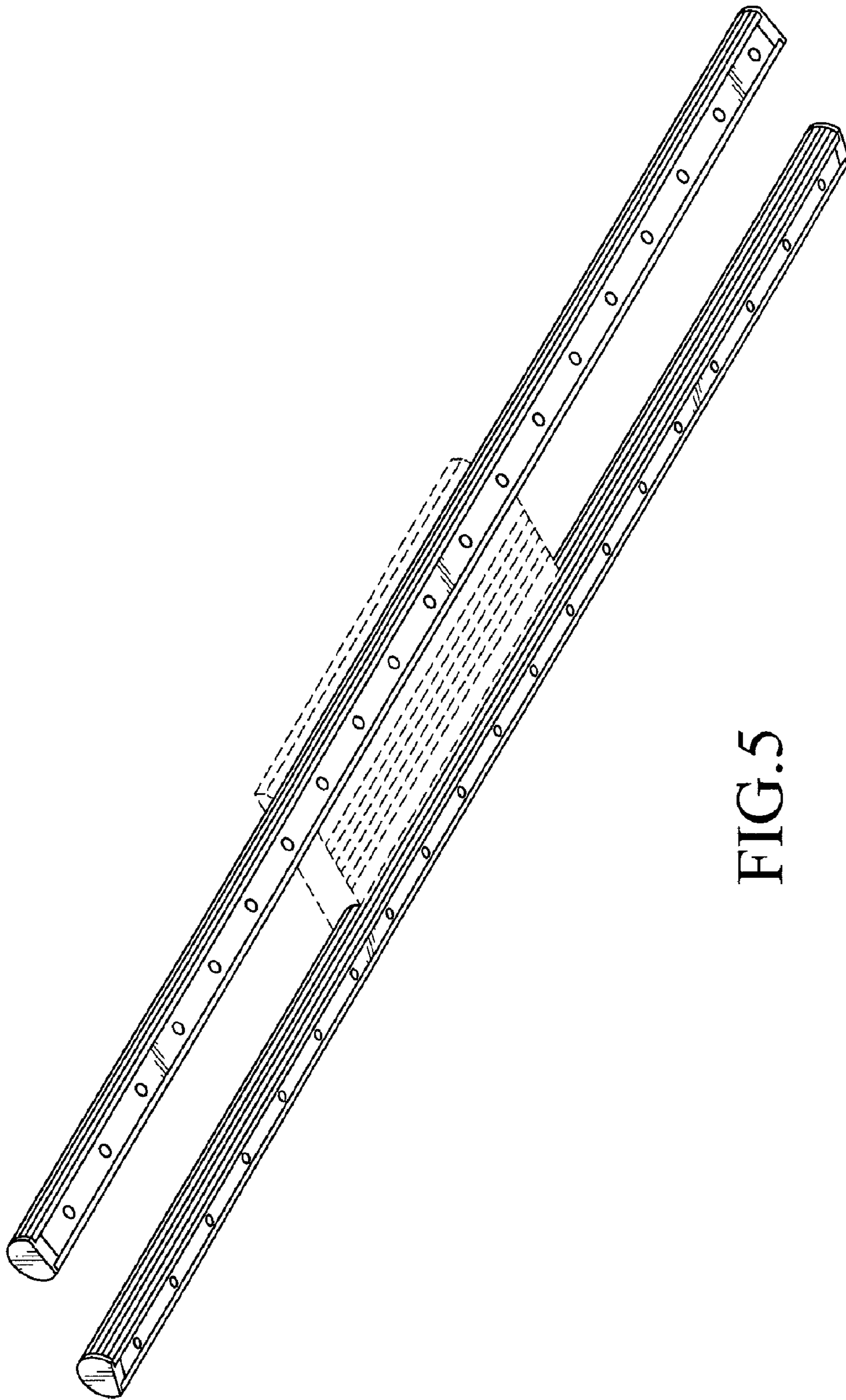


FIG. 5




FIG.6

UNITED STATES PATENT AND TRADEMARK OFFICE  
**CERTIFICATE OF CORRECTION**

PATENT NO. : D653,791 S  
APPLICATION NO. : 29/388087  
DATED : February 7, 2012  
INVENTOR(S) : Shozo Toyohisa et al.

Page 1 of 1

It is certified that error appears in the above-identified patent and that said Letters Patent is hereby corrected as shown below:

**ON THE TITLE PAGE:**

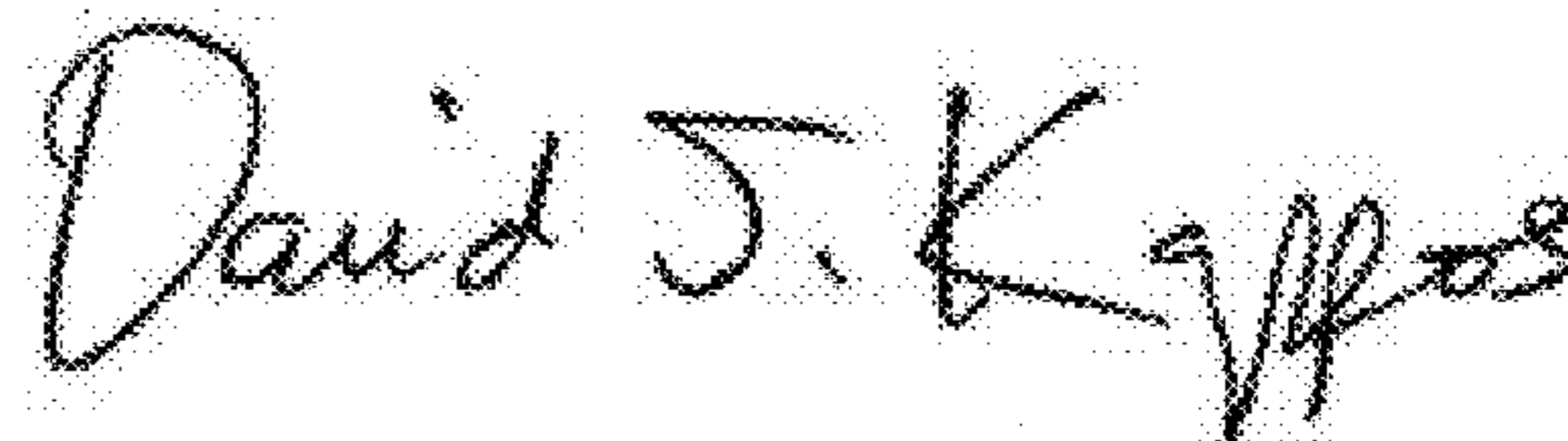
Item (73), Assignee, change:

“(73) Assignee: **Kyocera Corporation, Kanagawa (JP)**”

to

--(73) Assignees: **KYOCERA Corporation, Kyoto-shi, Kyoto (JP);  
KILT PLANNING OFFICE INC., Kawasaki-shi,  
Kanagawa (JP) --.**

Signed and Sealed this  
Nineteenth Day of June, 2012

A handwritten signature in black ink that reads "David J. Kappos". The signature is written in a cursive, slightly slanted style.

David J. Kappos  
*Director of the United States Patent and Trademark Office*