



US00D653786S

(12) **United States Design Patent**
Chung et al.

(10) **Patent No.:** **US D653,786 S**
(45) **Date of Patent:** **** Feb. 7, 2012**

(54) **LIGHTING FIXTURE**

(75) Inventors: **Casey Chung**, Bloomingdale, IL (US);
Michael T. Thornton, Burr Ridge, IL (US);
Stephan Apetauer, Munich (DE);
Thomas Moeker, Munich (DE);
Burkhard Schlee, Munich (DE)

(73) Assignee: **Focal Point, L.L.C.**, Chicago, IL (US)

(**) Term: **14 Years**

(21) Appl. No.: **29/360,811**

(22) Filed: **Apr. 30, 2010**

(51) **LOC (9) Cl.** **26-05**

(52) **U.S. Cl.** **D26/75**

(58) **Field of Classification Search** D26/75-85,
D26/88, 89, 72, 25, 3, 113, 118, 128, 141,
D26/142; 362/555, 14, 148, 150, 217.01,
362/217.05, 217.06, 217.07, 217.08, 217.09,
362/217.1, 217.12, 217.13, 260, 296.01,
362/404

See application file for complete search history.

(56) **References Cited**

U.S. PATENT DOCUMENTS

D496,121	S	*	9/2004	Santoro	D26/74
D511,852	S	*	11/2005	Benensohn	D26/76
D545,481	S	*	6/2007	Mayfield et al.	D26/118
D580,583	S	*	11/2008	Pfund	D26/76
D602,626	S	*	10/2009	Santoro et al.	D26/76
D604,884	S	*	11/2009	Moritz	D26/76
D608,929	S	*	1/2010	Castelli	D26/76
D608,930	S	*	1/2010	Castelli	D26/76
D608,933	S	*	1/2010	Castelli	D26/76
D617,489	S	*	6/2010	Santoro	D26/76
D632,004	S	*	2/2011	Waldmann	D26/88
2005/0281024	A1	*	12/2005	Mayfield et al.	362/221
2007/0211457	A1	*	9/2007	Mayfield et al.	362/223

OTHER PUBLICATIONS

Énergie, BLUemotion Catalog.

Axis Lighting, DIA with VL Optic Catalog, 2009.
Pure FX recessed light, Ledalite, [http://ledalite.com/products/pure-
fx/recessed](http://ledalite.com/products/pure-
fx/recessed), retrieved from the internet Jul. 29, 2010.
Nol Round light, Mark Architectural Lighting, [http://www.
marklighting.com/product/detail/Nol/Nol%20Square.aspx](http://www.
marklighting.com/product/detail/Nol/Nol%20Square.aspx),
retrieved from the internet Jul. 29, 2010.
Zumtobel Lighting Ltd., Claris II Catalog, Jun. 2007.

* cited by examiner

Primary Examiner — Angela J Lee

(74) *Attorney, Agent, or Firm* — Banner & Witcoff, Ltd.


(57) **CLAIM**

The ornamental design for a lighting fixture, as shown and described.

DESCRIPTION

FIG. 1 is a bottom, front, right perspective view of a lighting fixture showing our new design, wherein the bottom, rear, left perspective view is identical thereto;
FIG. 2 is a top view thereof;
FIG. 3 is a bottom view thereof;
FIG. 4 is a right view thereof;
FIG. 5 is a left view thereof;
FIG. 6 is a front view thereof;
FIG. 7 is a rear view thereof;
FIG. 8 is a top, front, right perspective view thereof; and,
FIG. 9 is an enlarged view of a portion of the lighting fixture as identified by the circled area in FIG. 3 thereof.
The uneven-length broken lines represent unclaimed boundaries of the claimed design. The unshaded surface designated by the arrow and letter "A" in FIG. 3 forms no part of the claimed design except that the edges of the surface represent claimed boundaries of the design. The even-length broken lines showing the remainder of the lighting fixture are for illustrative purposes only and form no part of the claimed design. The arrow and letter "A" in FIG. 3 forms no part of the claimed design.

1 Claim, 6 Drawing Sheets



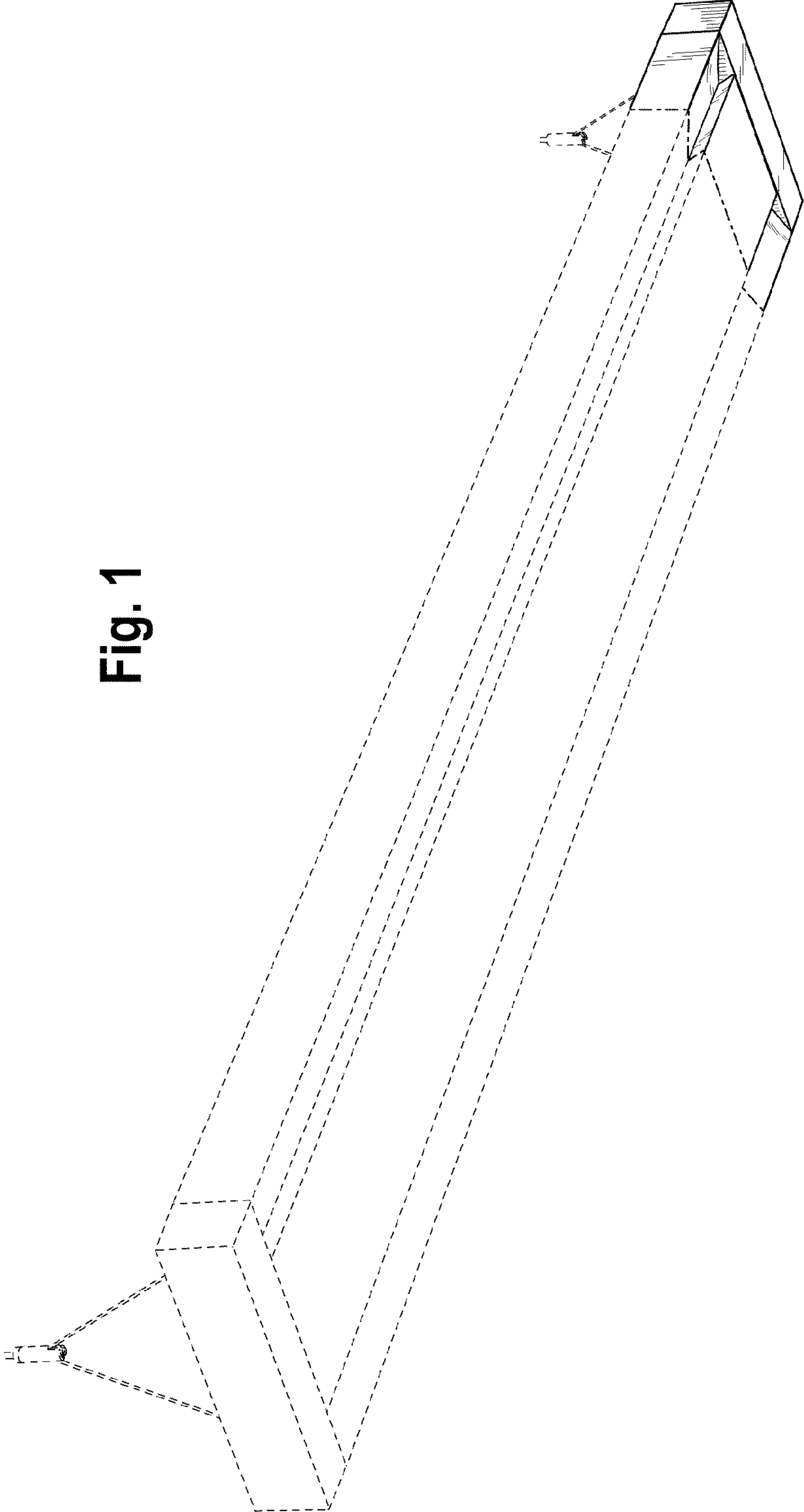


Fig. 1

Fig. 2

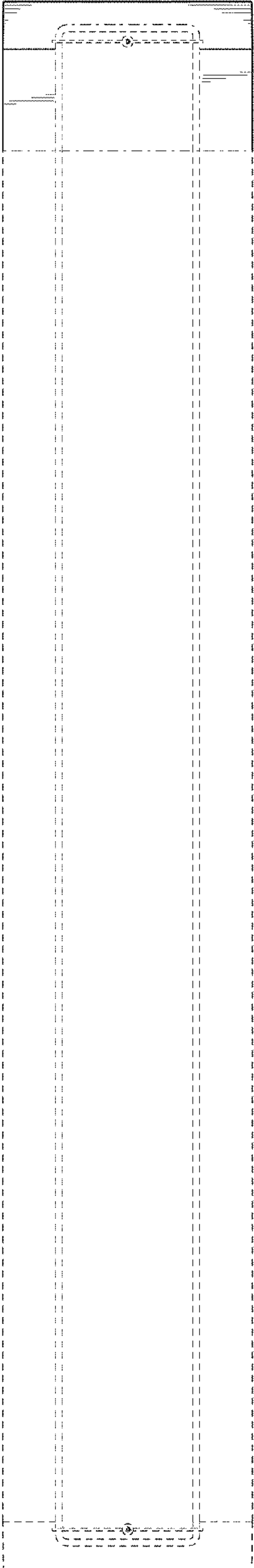
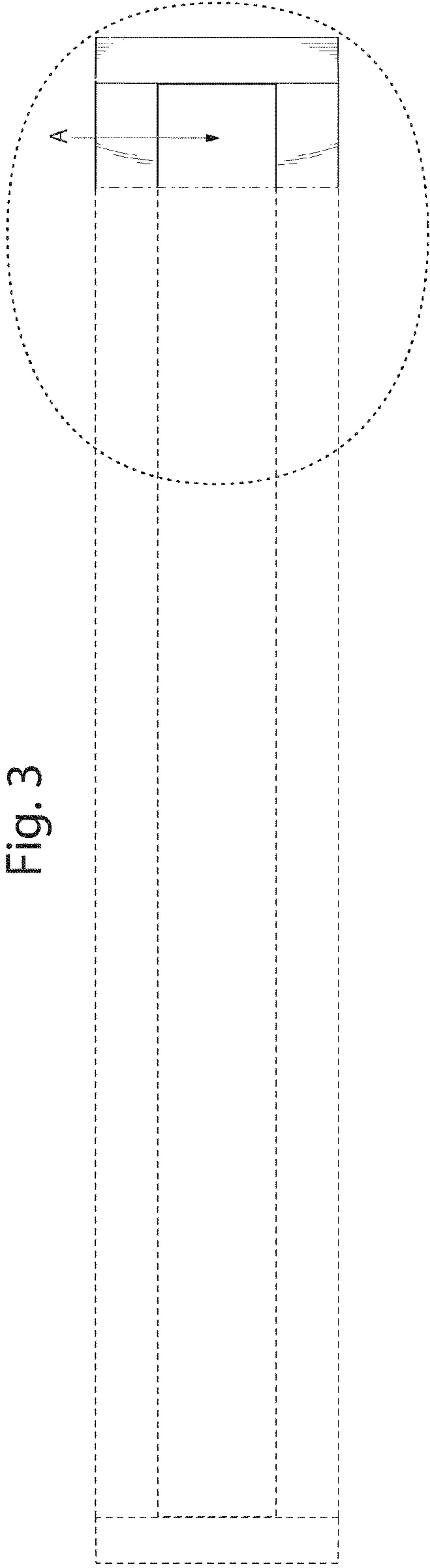


Fig. 3



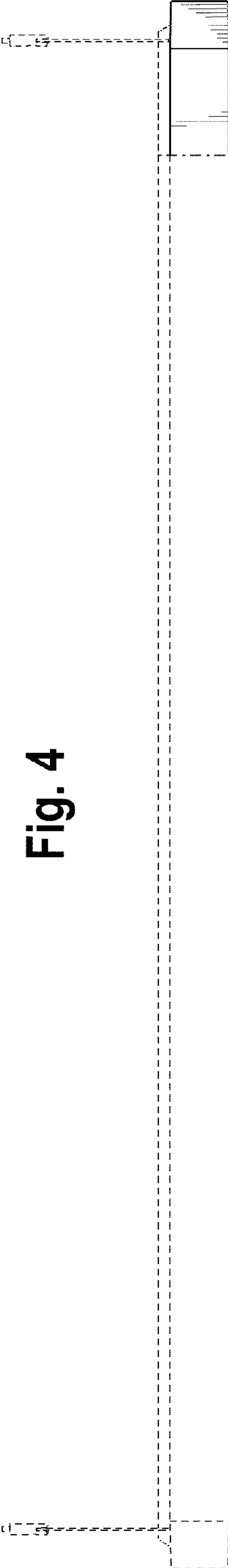


Fig. 4

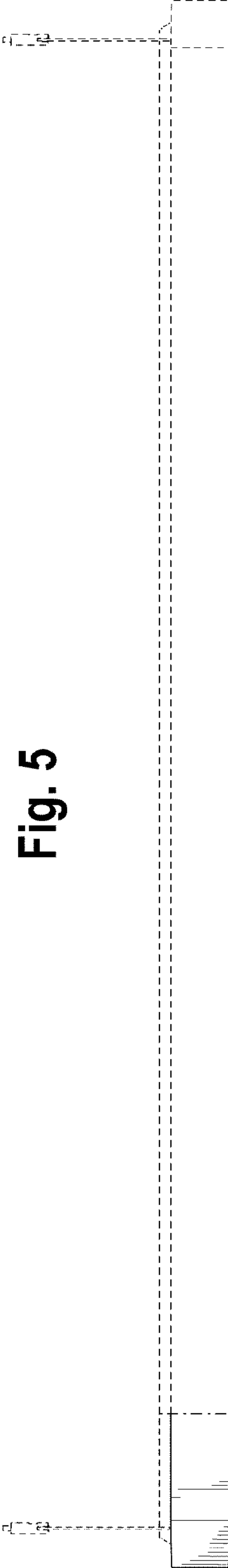


Fig. 5

Fig. 7

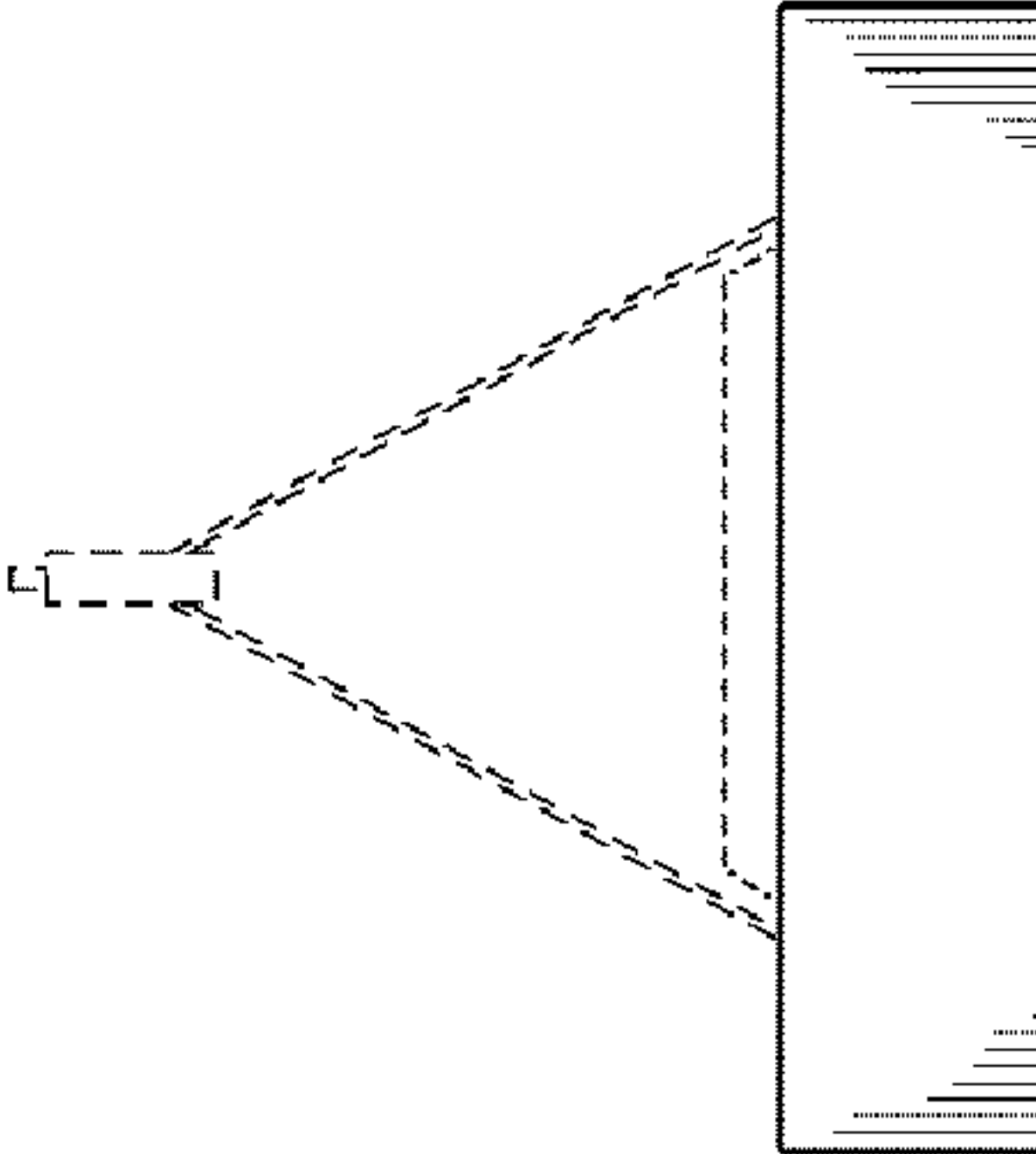
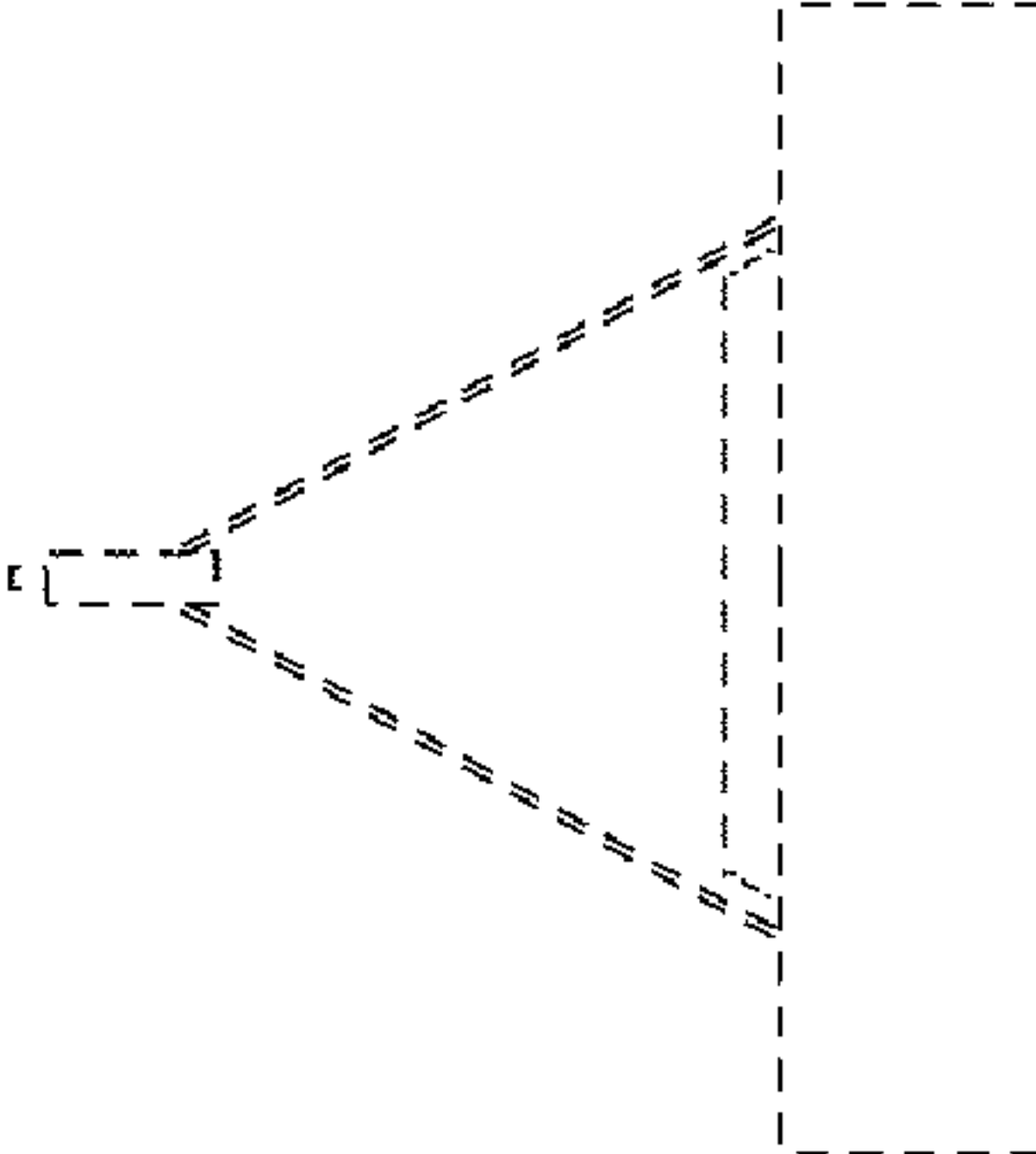


Fig. 6



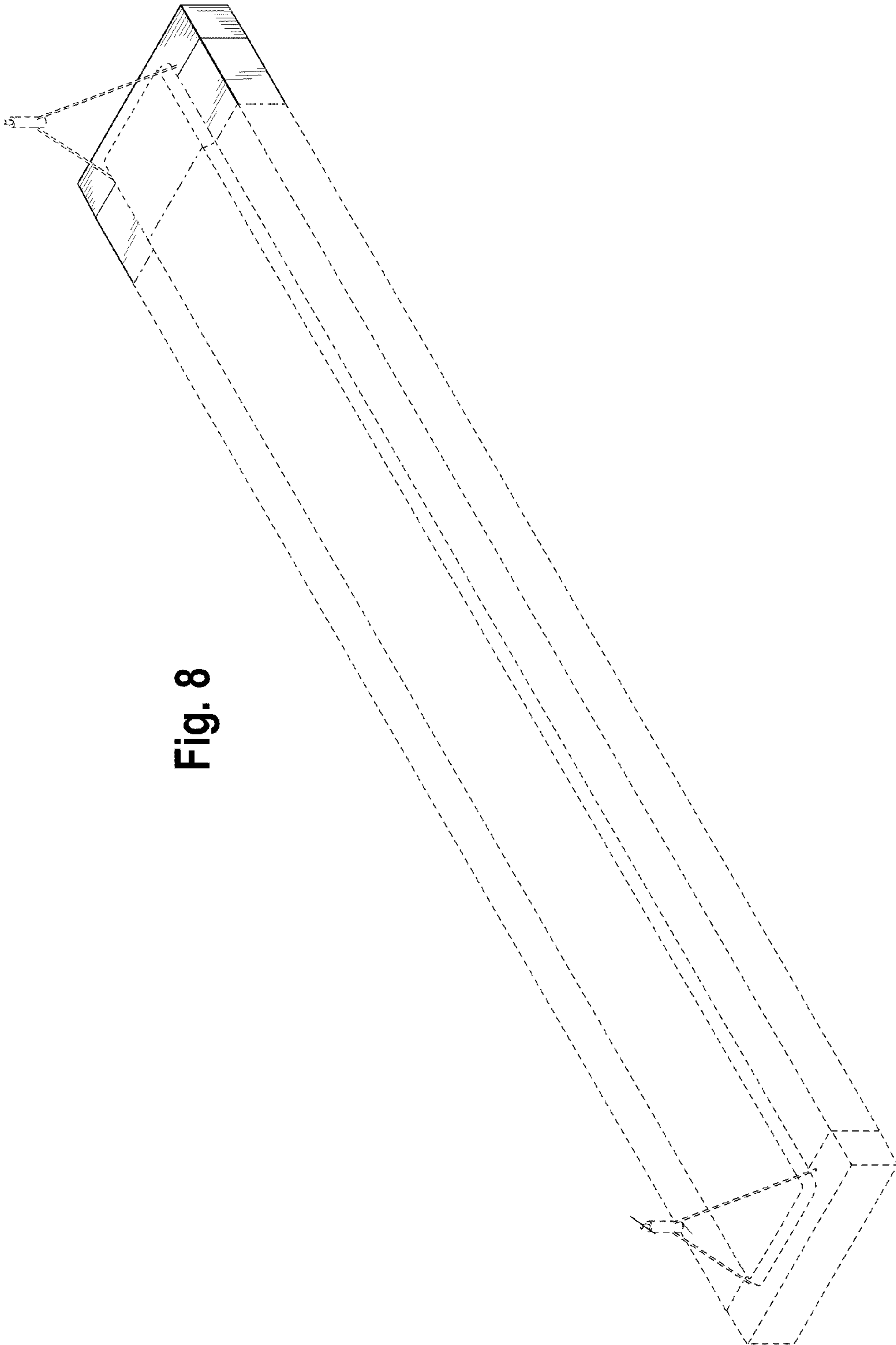


Fig. 8

Fig. 9

