



US00D653784S

(12) **United States Design Patent**
Kelly et al.

(10) **Patent No.:** **US D653,784 S**
(45) **Date of Patent:** **** Feb. 7, 2012**

- (54) **ILLUMINATED DEVICE**
- (76) Inventors: **Christopher Kelly**, Sellersburg, IN (US); **Lori Forest**, Jeffersonville, IN (US); **Joshua Christopher Kelly**, Sellersburg, IN (US)
- (**) Term: **14 Years**
- (21) Appl. No.: **29/388,485**
- (22) Filed: **Mar. 29, 2011**
- (51) **LOC (9) Cl.** **26-02**
- (52) **U.S. Cl.** **D26/38; D21/398**
- (58) **Field of Classification Search** D26/37, D26/38, 41, 42, 47, 51, 40, 94, 98, 125, 73, D26/156; 362/157, 158, 183, 184, 194–196, 362/200–208, 641, 644, 653; D11/121; D3/211; D8/303; D21/401, 402, 398, 400
See application file for complete search history.

- D366,678 S * 1/1996 Cimock D21/483
- D373,155 S * 8/1996 Cimock D21/483
- D437,435 S * 2/2001 Spangler D26/47
- D485,633 S * 1/2004 Krumholz D26/47
- D519,660 S * 4/2006 Adams D26/47
- D583,086 S * 12/2008 van der Lande D26/47
- D622,327 S * 8/2010 Roos et al. D21/398

* cited by examiner

Primary Examiner — Ian Simmons
Assistant Examiner — Carissa C Fitts
(74) *Attorney, Agent, or Firm* — QuickPatents, Inc.; Kevin Prince

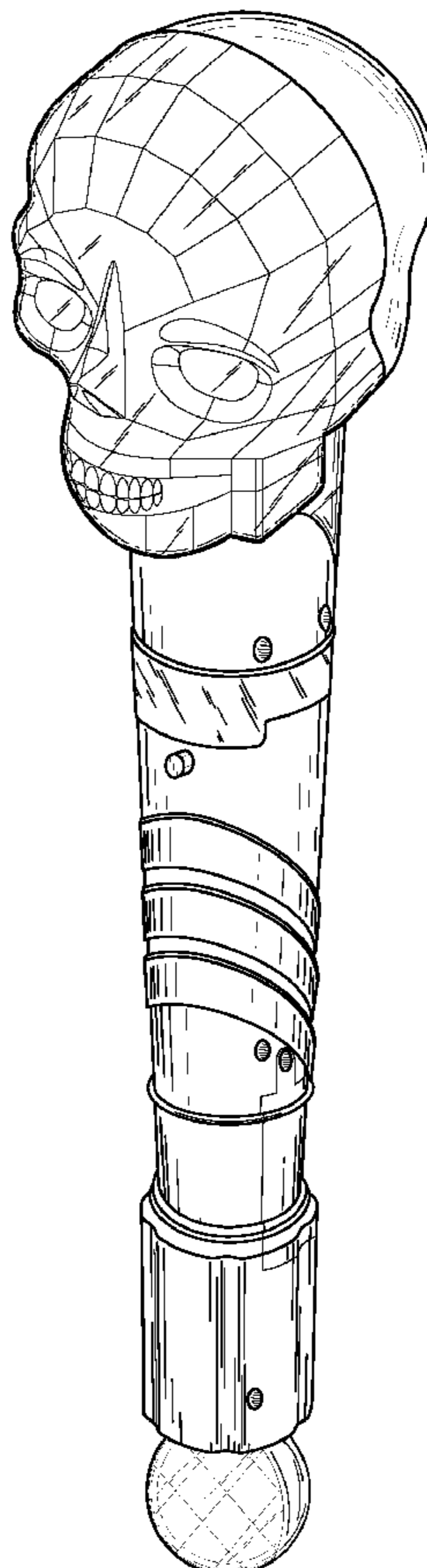
(57) **CLAIM**
We claim the ornamental design for an illuminated device, as shown and described.

DESCRIPTION

FIG. 1 is an enlarged perspective view of an illuminated device, showing our new design;
FIG. 2 is a front elevational view thereof;
FIG. 3 is a rear elevational view thereof;
FIG. 4 is a right-side elevational view thereof;
FIG. 5 is a left-side elevational view thereof;
FIG. 6 is a top plan view thereof; and,
FIG. 7 is a bottom plan view thereof.

1 Claim, 4 Drawing Sheets

- (56) **References Cited**
- U.S. PATENT DOCUMENTS
- 879,640 A * 2/1908 Hockenberry 362/102
- D211,392 S * 6/1968 Grebow D26/38
- D226,818 S * 5/1973 Feuer D26/47
- D228,016 S * 7/1973 Feuer D26/47
- D228,017 S * 7/1973 Feuer D26/47



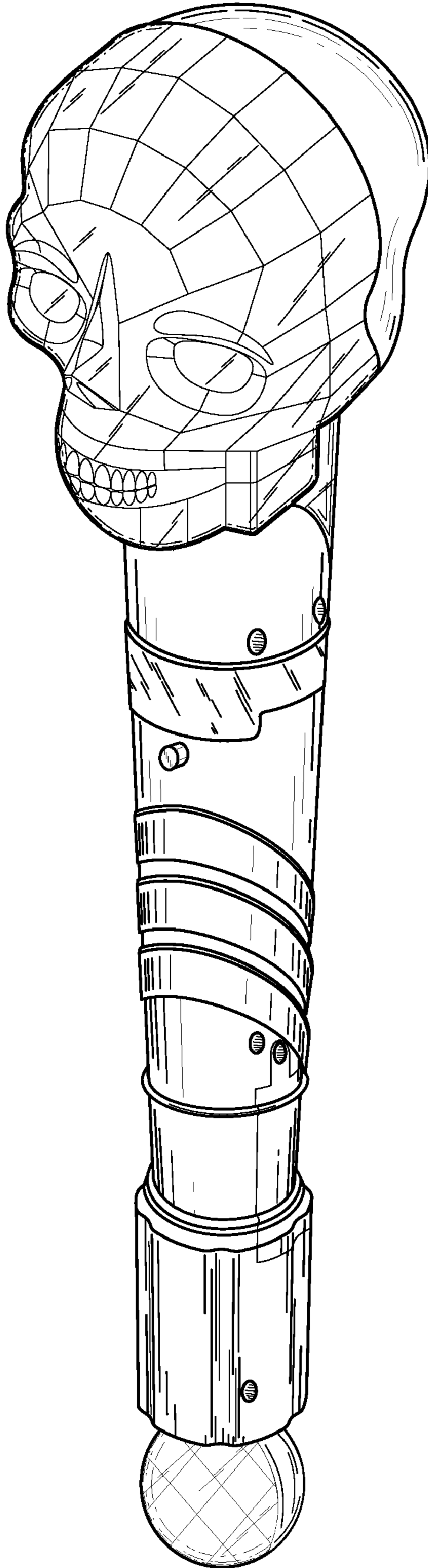


FIG. 1

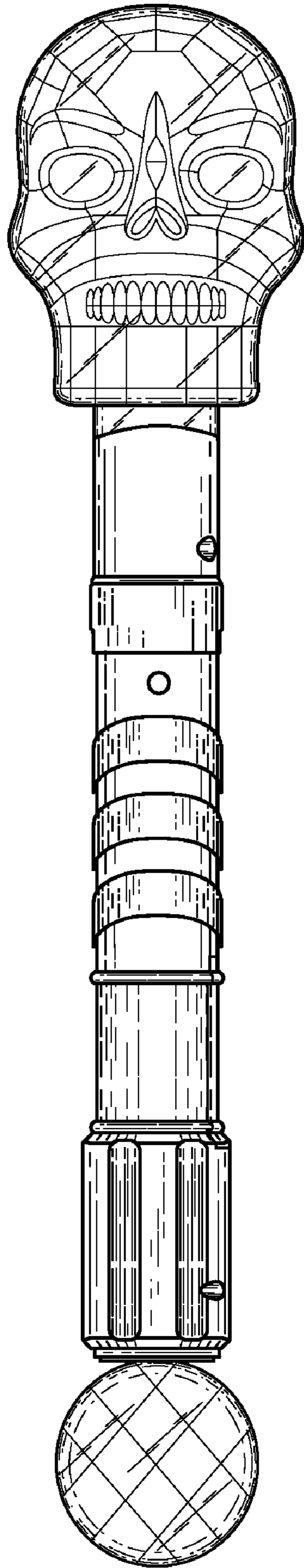


FIG. 2

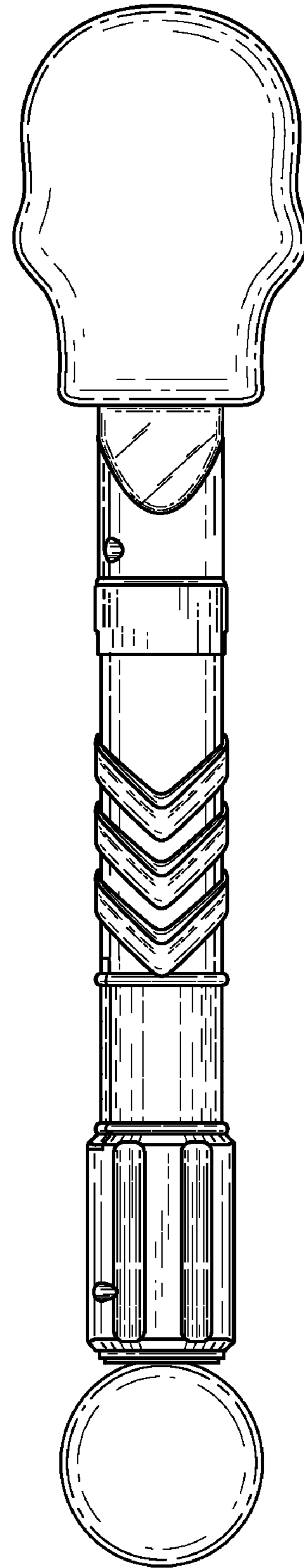


FIG. 3

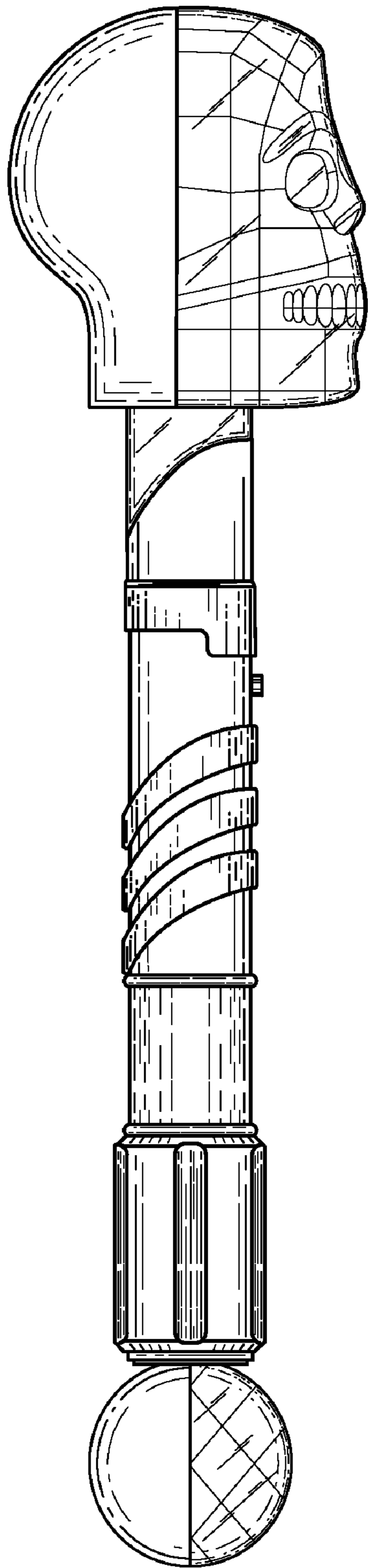


FIG. 4

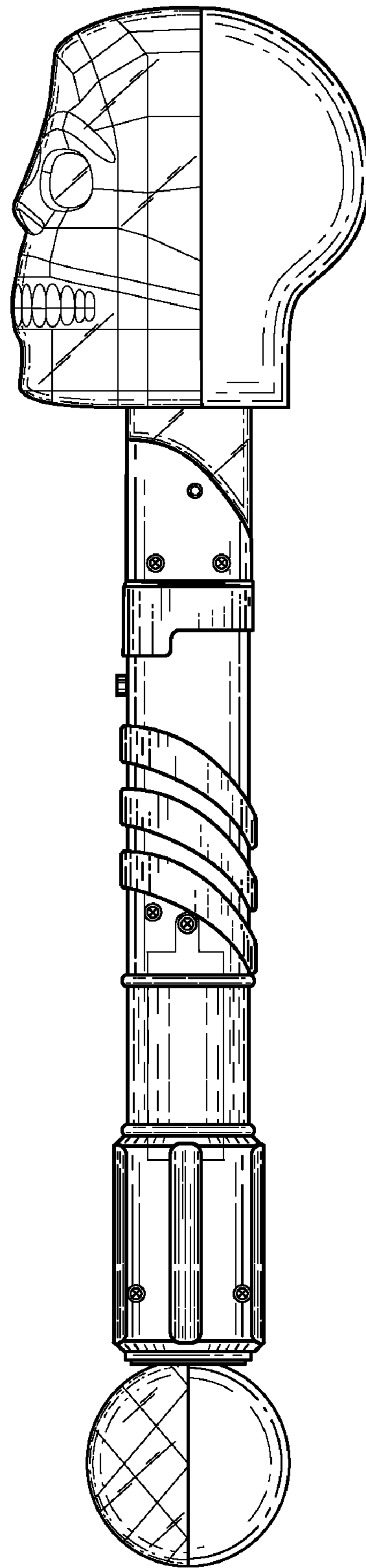


FIG. 5

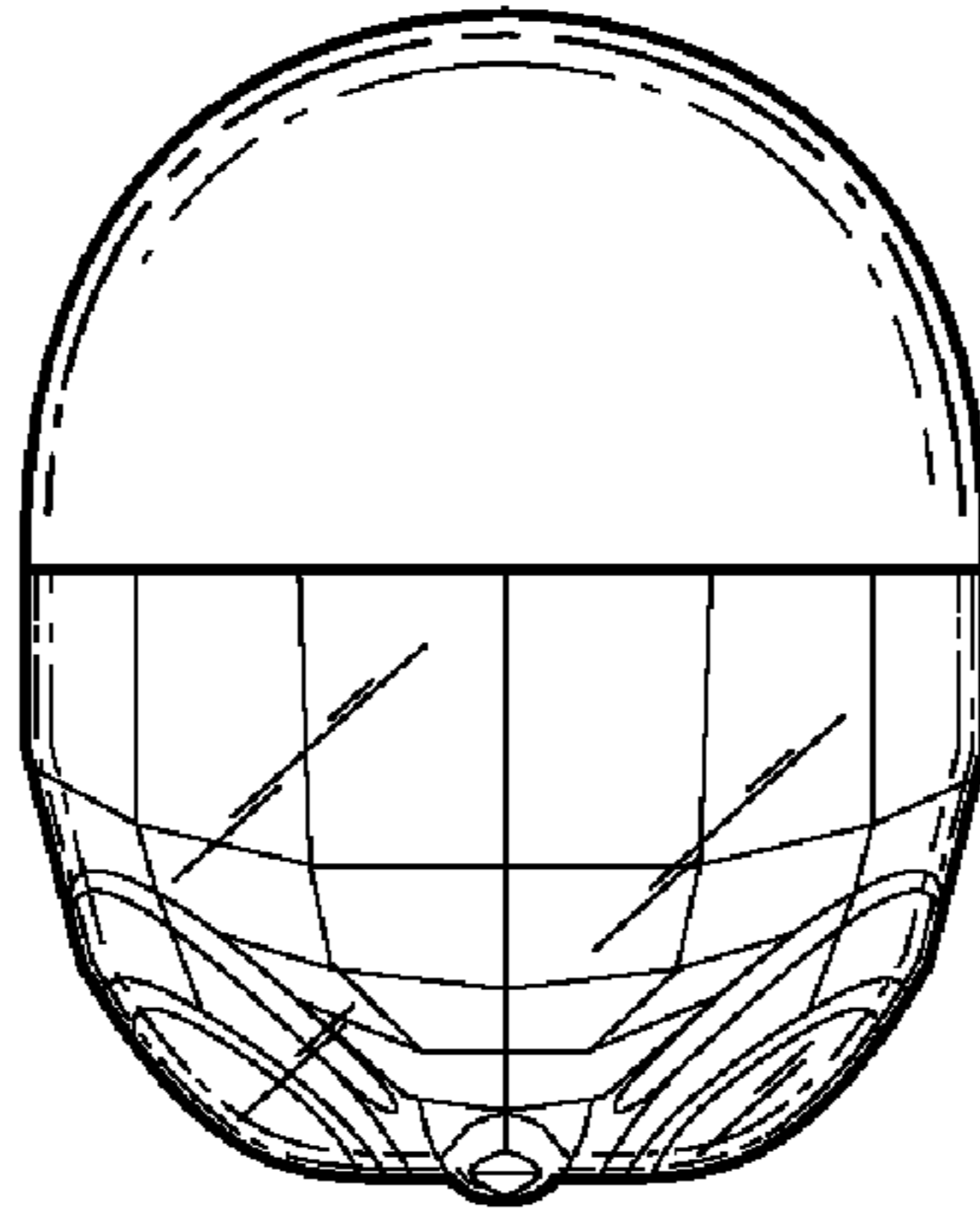


FIG. 6

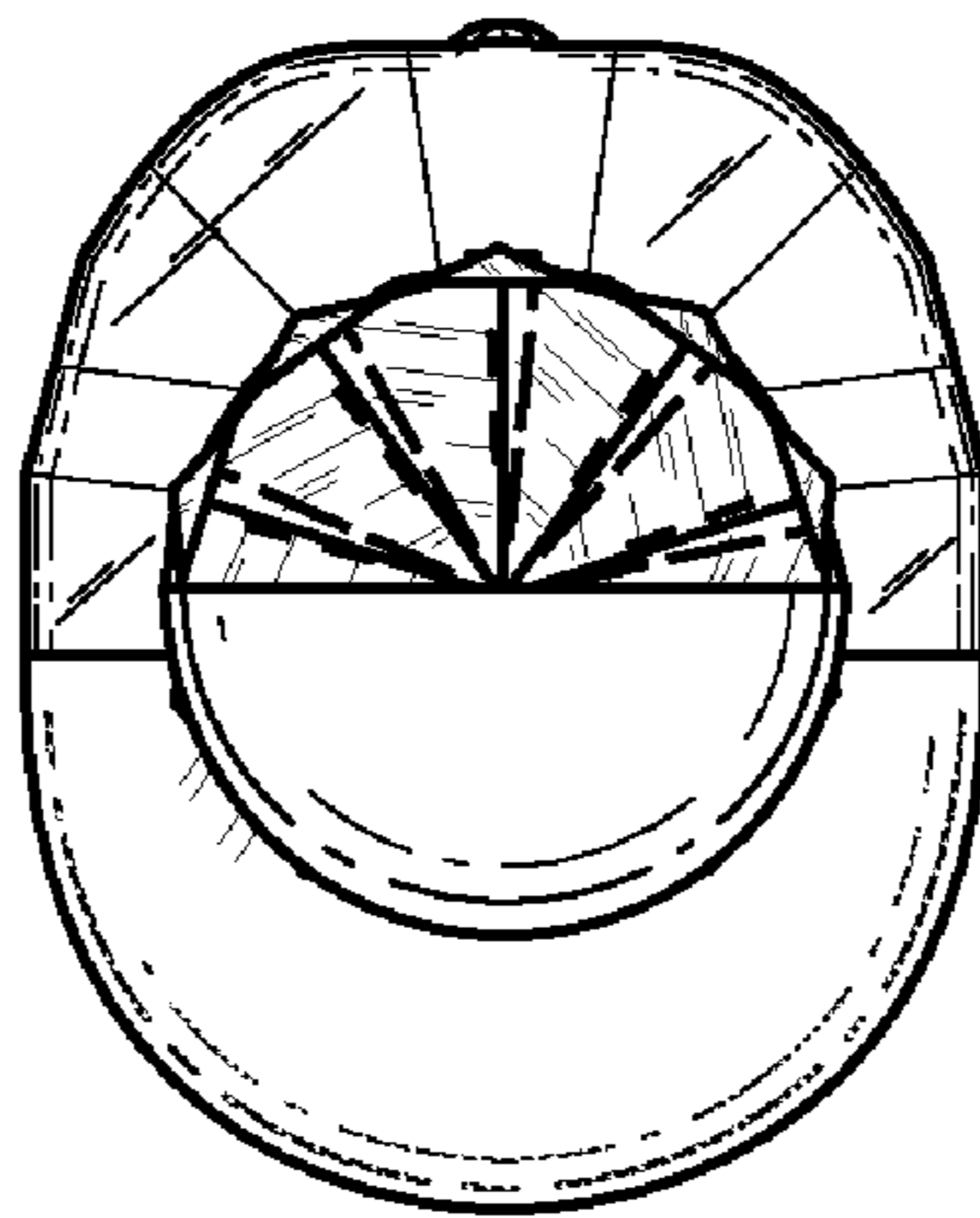


FIG. 7