



US00D653782S

(12) **United States Design Patent**
Koeller

(10) **Patent No.:** **US D653,782 S**

(45) **Date of Patent:** **** Feb. 7, 2012**

(54) **ROPE LIGHT**

(76) Inventor: **Jeremiah C. Koeller**, Davenport, WA
(US)

(**) Term: **14 Years**

(21) Appl. No.: **29/373,389**

(22) Filed: **Apr. 4, 2011**

(51) **LOC (9) Cl.** **26-04**

(52) **U.S. Cl.** **D26/25**

(58) **Field of Classification Search** D26/24,
D26/25, 27, 57, 94, 101, 7, 73, 125, 127;
D11/117, 118, 121, 124, 125, 108, 70; D20/10;
362/605, 551, 554, 556, 559, 564, 565, 566,
362/567, 568, 121, 122, 123, 249.14, 249.15,
362/249.16, 249.17, 249.18, 249.19, 806,
362/807, 812

See application file for complete search history.

(56) **References Cited**

U.S. PATENT DOCUMENTS

3,641,335	A	*	2/1972	Wall	362/567
D287,769	S	*	1/1987	Davis	D26/25
D355,268	S	*	2/1995	Openiano	D26/25
D358,673	S	*	5/1995	Thompson	D26/25
D392,399	S	*	3/1998	Yates	D26/25

D402,774	S	*	12/1998	Segal	D26/25
D406,248	S	*	3/1999	Prineppi	D11/121
D439,685	S	*	3/2001	Chang	D26/25
D452,576	S	*	12/2001	Liu	D26/25
D452,746	S	*	1/2002	Tsai	D26/25
D477,425	S	*	7/2003	Gordon	D26/25
D481,805	S	*	11/2003	Kumada	D26/25
6,965,205	B2		11/2005	Piepgras et al.		
7,161,313	B2		1/2007	Piepgras et al.		
D536,803	S	*	2/2007	Welhouse	D26/25
7,293,896	B2		11/2007	Cheung		
2004/0201988	A1		10/2004	Allen		

* cited by examiner

Primary Examiner — Angela J Lee

(74) *Attorney, Agent, or Firm* — Paul R. Martin

(57) **CLAIM**

The ornamental design for a rope light, as shown and described.

DESCRIPTION

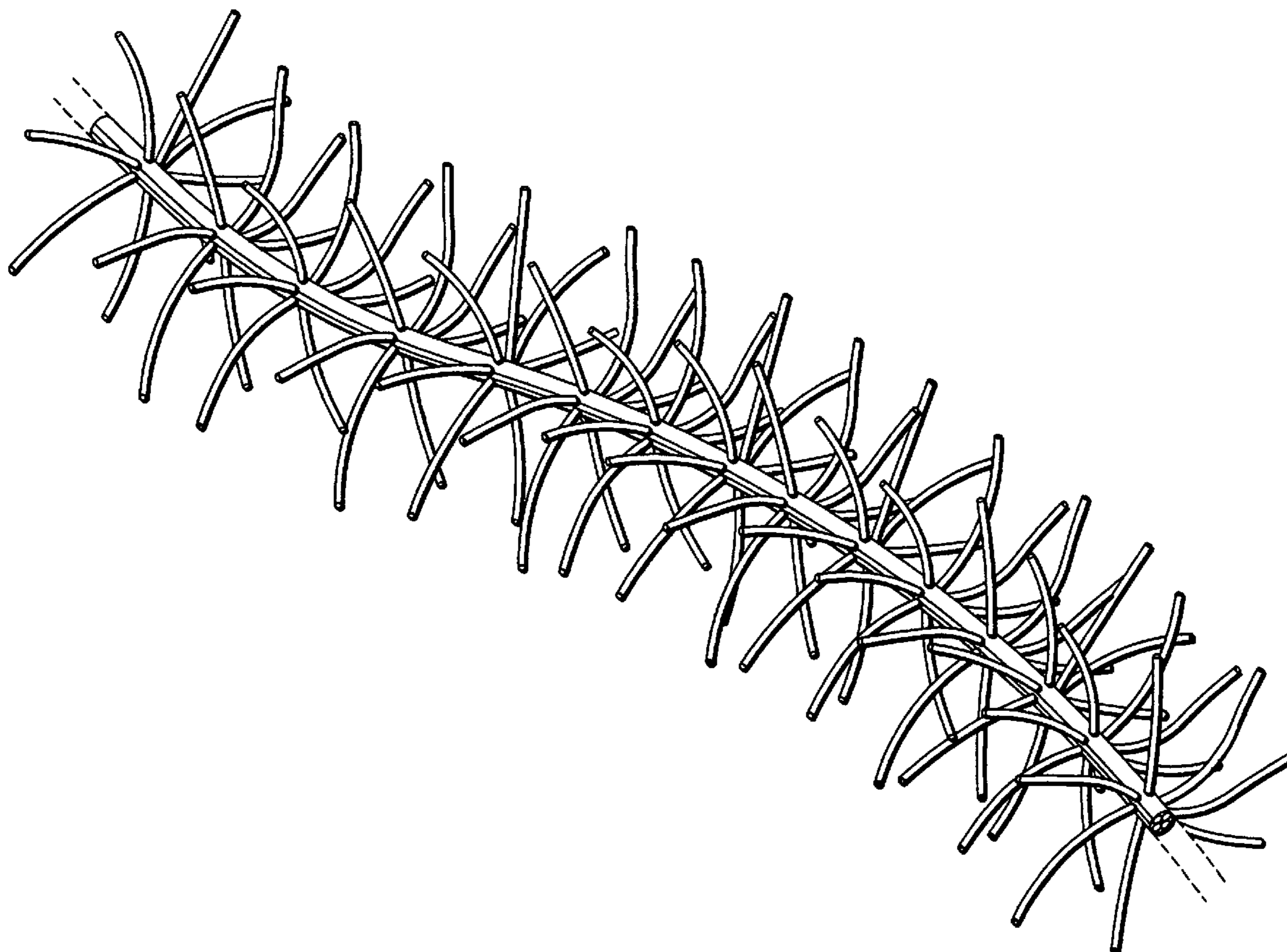
FIG. 1 is a perspective view of the rope light of this invention. FIG. 2 is a side elevational view of a portion of the rope light, shown enlarged for clarity of illustration. The opposite side is a mirror image thereof; and,

FIG. 3 is an end view of the rope light of this invention.

The view from the opposite end is a mirror image thereof.

The portions of the rope light shown in broken lines form no part of the claimed design.

1 Claim, 2 Drawing Sheets



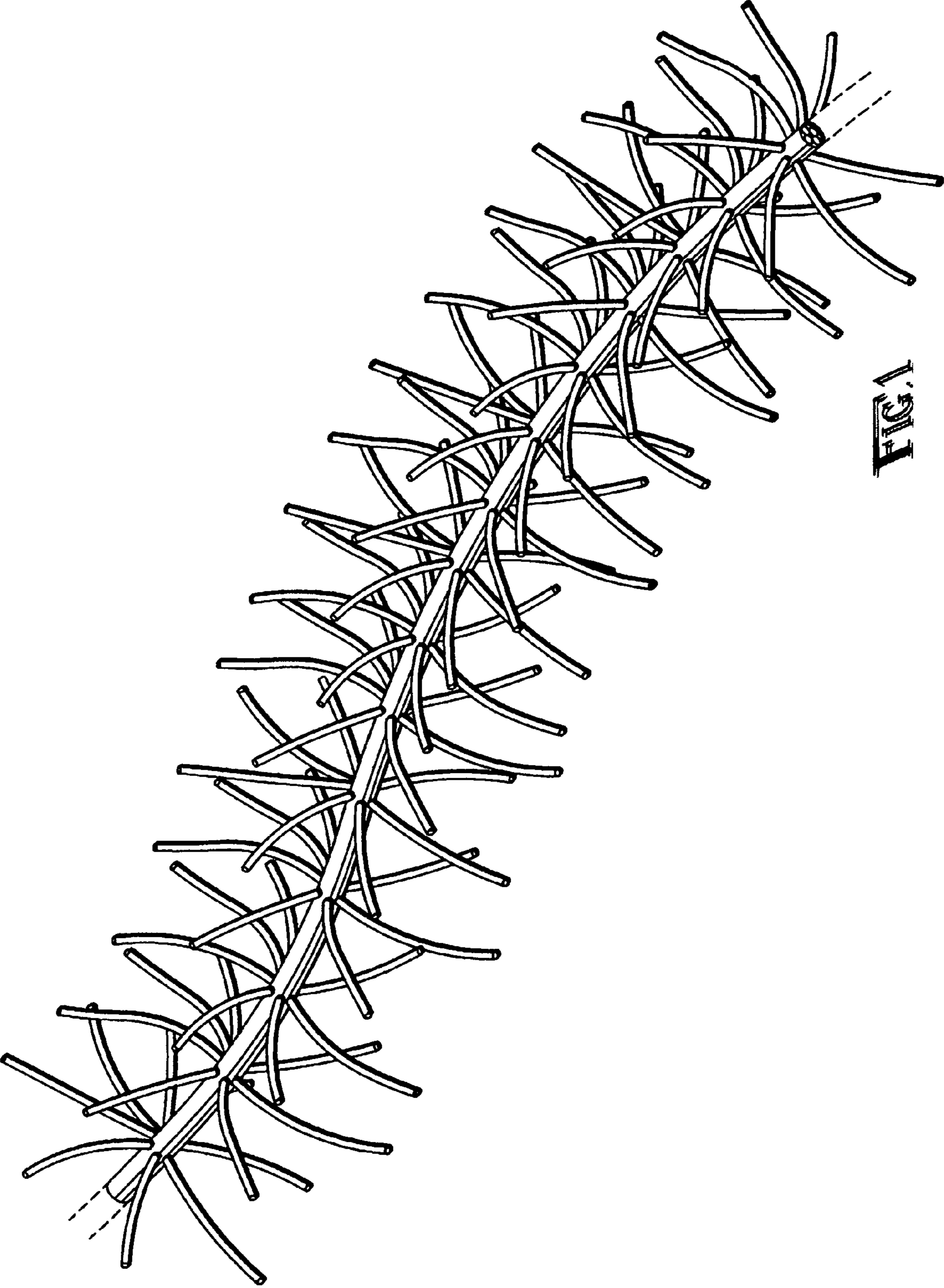


FIG. 1

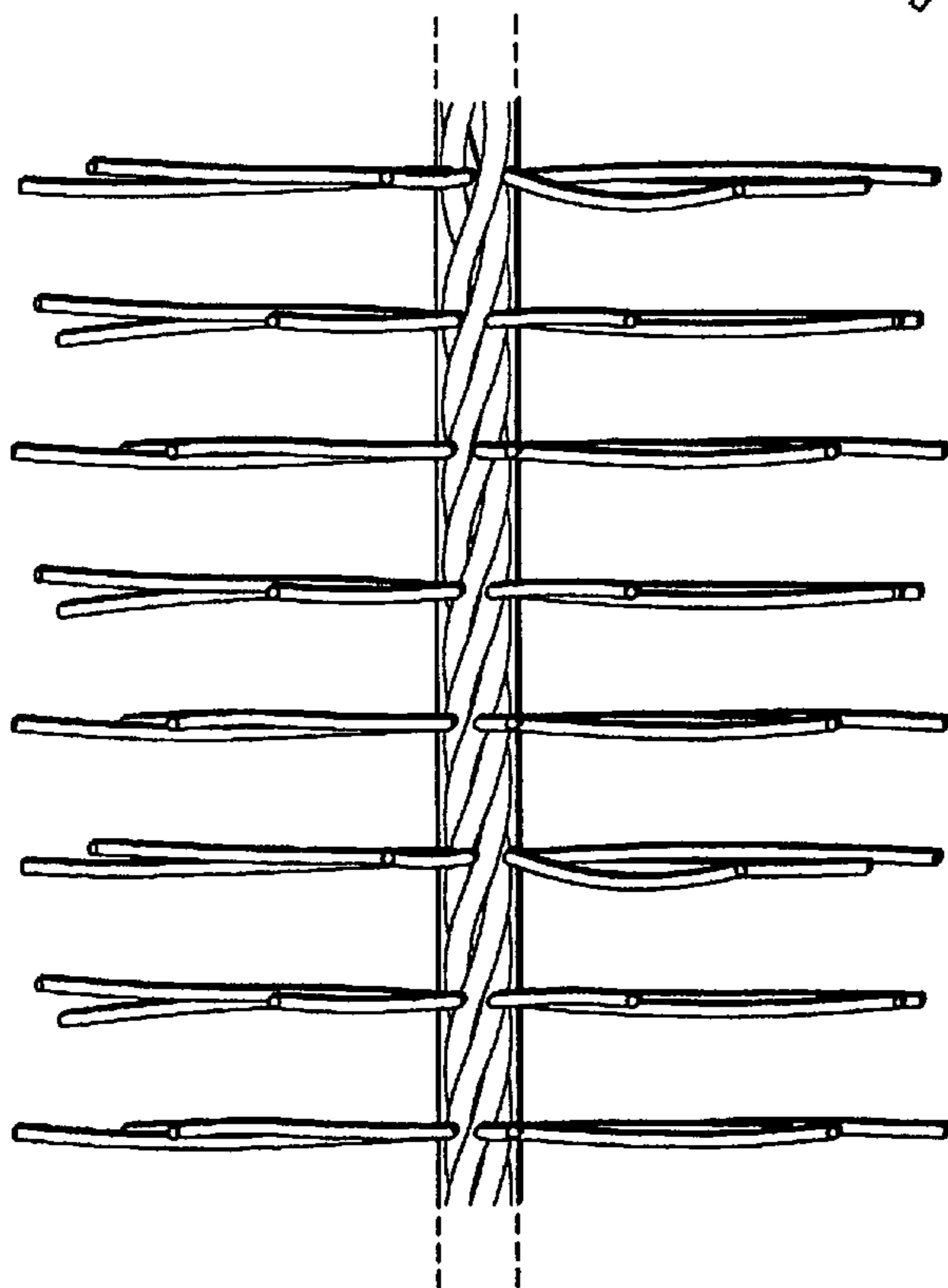


FIG. 2

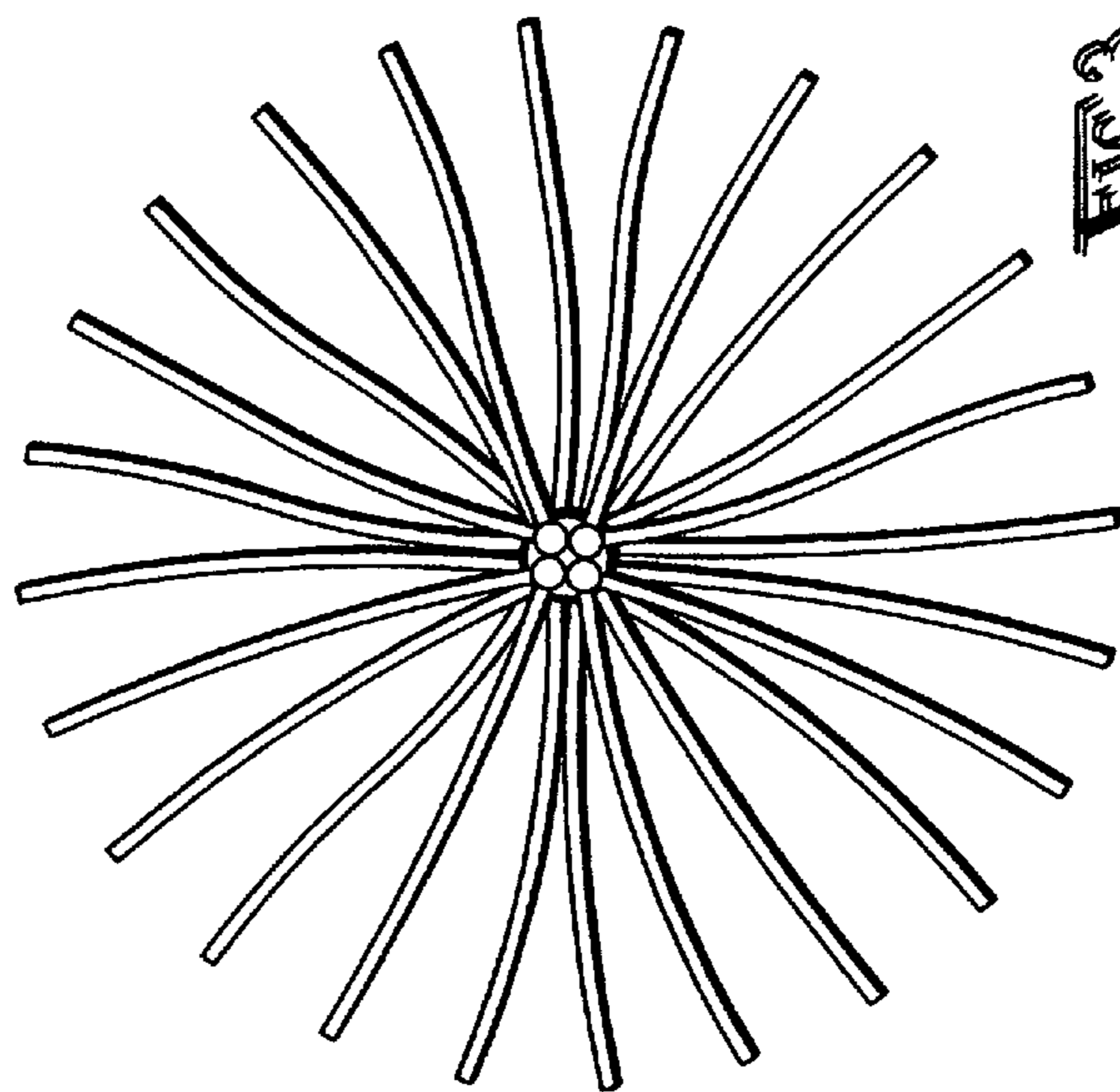


FIG. 3