



US00D653778S

(12) **United States Design Patent**  
**Martin**

(10) **Patent No.:** **US D653,778 S**

(45) **Date of Patent:** **\*\* Feb. 7, 2012**

(54) **PANEL WITH MEADOW SURFACE TEXTURE**

*Primary Examiner* — Doris Clark

(75) Inventor: **Guillaume Martin**, Rochetoirin (FR)

(74) *Attorney, Agent, or Firm* — Workman Nydegger

(73) Assignee: **3form, Inc.**, Salt Lake City, UT (US)

(57) **CLAIM**

(\*\*) Term: **14 Years**

The ornamental design for a panel with meadow surface texture, as shown and described.

(21) Appl. No.: **29/400,724**

**DESCRIPTION**

(22) Filed: **Aug. 31, 2011**

(51) **LOC (9) Cl.** ..... **25-01**

(52) **U.S. Cl.** ..... **D25/138**

(58) **Field of Classification Search** ..... D25/111,  
D25/138–145, 150–153, 156, 157, 163, 199,  
D25/102–105, 110, 58; D5/20, 24, 32, 54,  
D5/4, 7; 156/63; 52/81.4, 81.5, 81.6, 747.1,  
52/783.11, 311.1, 313, 311.2, 316, 239, 241,  
52/481.2, 789.1, 788.1; 428/34, 34.1–34.9,  
428/35.7, 36.1–36.4, 67, 446, 542.2, 542.6,  
428/902, 904.4, 143, 147, 13, 332, 335, 336,  
428/339, 480, 483, 195.1, 38; D6/332

See application file for complete search history.

FIG. 1 is a front perspective view of a panel with meadow surface texture, showing usage in a partition structure;

FIG. 2 is an enlarged front perspective view of the central area shown in FIG. 1;

FIG. 3 is a top plan sectional view taken along line 3-3 of FIG. 5;

FIG. 4 is a left side elevation view taken along line 4-4 of FIG. 5;

FIG. 5 is a front elevation view thereof;

FIG. 6 is a right side sectional view taken along line 6-6 of FIG. 5;

FIG. 7 is a bottom plan sectional view taken along line 7-7 of FIG. 5; and,

FIG. 8 is a rear elevation view.

The broken lines showing environment in the drawings are included for illustrative purposes only and form no part of the claimed design. The outer broken line boundaries in the figures depicting the boundaries of the claimed design indicate that a specific length, width, and thickness form no part of the claimed design and are for illustrative purposes only.

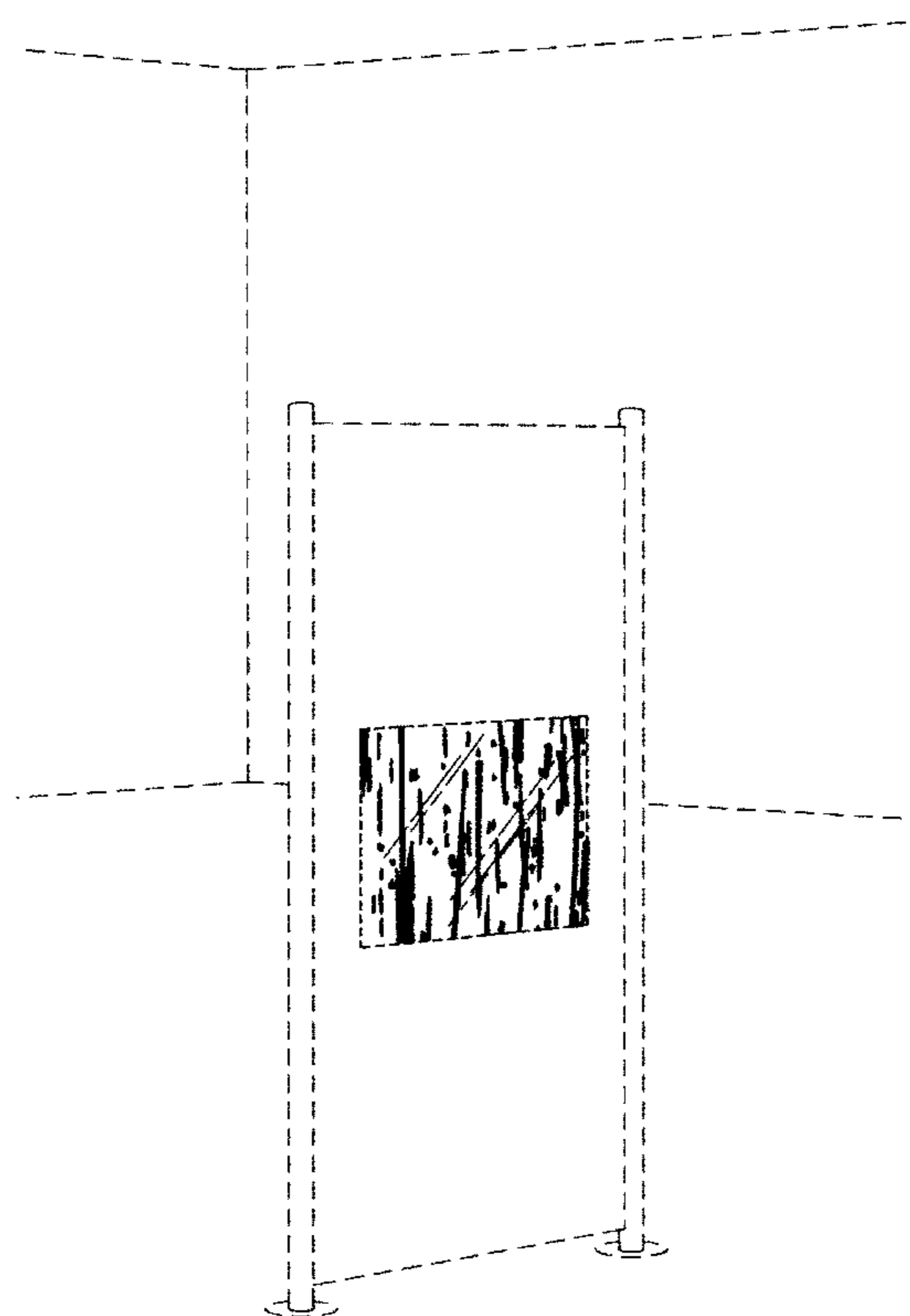
(56) **References Cited**

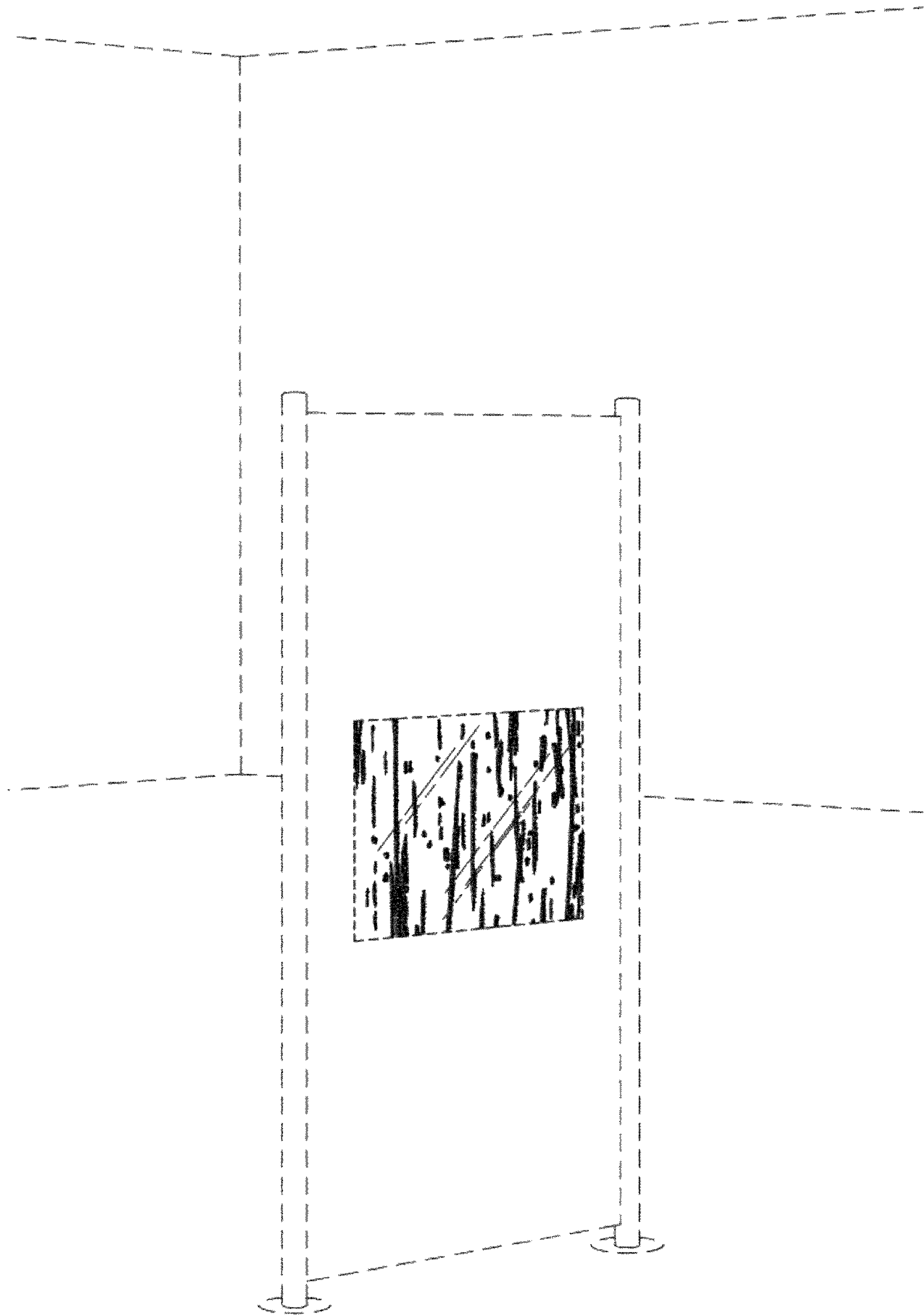
U.S. PATENT DOCUMENTS

3,593,474	A *	7/1971	Neels	.....	52/223.7
5,987,831	A *	11/1999	Lamberts-Van Assche	....	52/316
D569,012	S *	5/2008	Ellis	.....	D25/138
7,913,459	B2 *	3/2011	Ball et al.	.....	52/36.1

\* cited by examiner

**1 Claim, 4 Drawing Sheets**





*Fig. 1*

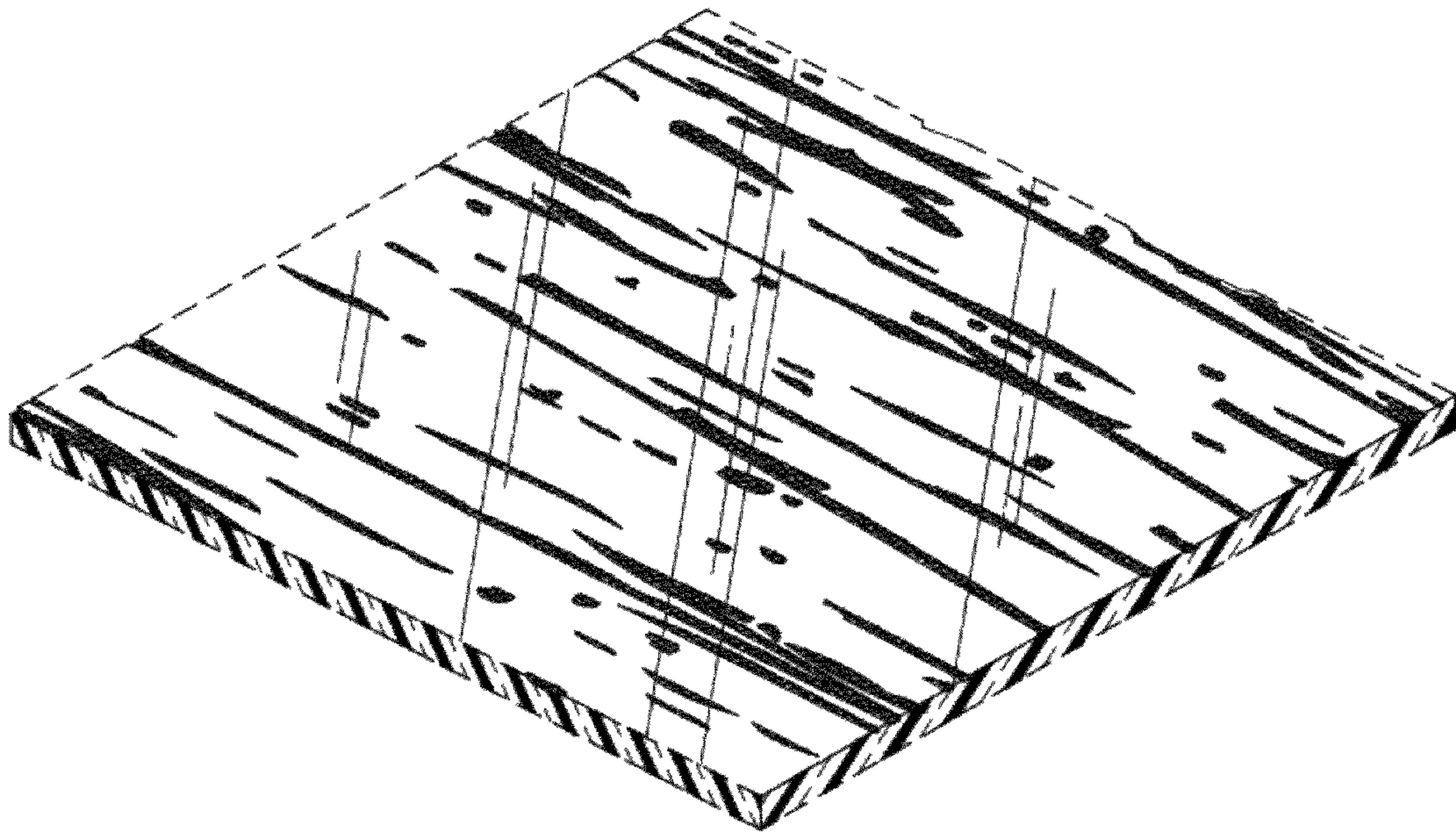


Fig. 2



Fig. 3





Fig. 4

Fig. 5

Fig. 6



Fig. 7



*Fig. 8*